

# Load Rating Chart

**Model TC65159**



© Manitex 2000

---

**NOTE:** Additional copies of this Load Rating Chart can be purchased from your Manitex Distributor. When ordering, use the part number shown in the bottom left hand corner of this page.

## LMI OPERATING CODES

<b>CODE</b>	<b>CRANE CONFIGURATION</b>	<b>OUTRIGGER CONFIGURATION</b>	<b>AREA OF OPERATION</b>	<b>CWT (LBS)</b>	<b>PAGE</b>
1	MAIN BOOM	100% EXTENDED	FULL 360°	10000	11
2	MAIN BOOM	100% EXTENDED	FULL 360°	8750	12
3	MAIN BOOM	100% EXTENDED	FULL 360°	7500	13
4	MAIN BOOM	100% EXTENDED	FULL 360°	6250	14
5	MAIN BOOM	100% EXTENDED	FULL 360°	5000	15
6	MAIN BOOM	100% EXTENDED	FULL 360°	3750	16
7	MAIN BOOM	100% EXTENDED	FULL 360°	2500	17
8	MAIN BOOM	100% EXTENDED	FULL 360°	1250	18
9	MAIN BOOM	100% EXTENDED	FULL 360°	0	19
10	MAIN BOOM	100% EXTENDED	OVER REAR	10000	20
11	MAIN BOOM	100% EXTENDED	OVER REAR	8750	21
12	MAIN BOOM	100% EXTENDED	OVER REAR	7500	22
13	MAIN BOOM	100% EXTENDED	OVER REAR	6250	23
14	MAIN BOOM	100% EXTENDED	OVER REAR	5000	24
15	MAIN BOOM	100% EXTENDED	OVER REAR	3750	25
16	MAIN BOOM	100% EXTENDED	OVER REAR	2500	26
17	MAIN BOOM	100% EXTENDED	OVER REAR	1250	27
18	MAIN BOOM	100% EXTENDED	OVER REAR	0	28
19	MAIN BOOM	68% EXTENDED	FULL 360°	10000	29
20	MAIN BOOM	68% EXTENDED	FULL 360°	8750	30
21	MAIN BOOM	68% EXTENDED	FULL 360°	7500	31
22	MAIN BOOM	68% EXTENDED	FULL 360°	6250	32
23	MAIN BOOM	68% EXTENDED	FULL 360°	5000	33
24	MAIN BOOM	68% EXTENDED	FULL 360°	3750	34
25	MAIN BOOM	68% EXTENDED	FULL 360°	2500	35
26	MAIN BOOM	68% EXTENDED	FULL 360°	1250	36
27	MAIN BOOM	68% EXTENDED	FULL 360°	0	37
28	MAIN BOOM	68% EXTENDED	OVER REAR	10000	38
29	MAIN BOOM	68% EXTENDED	OVER REAR	8750	39
30	MAIN BOOM	68% EXTENDED	OVER REAR	7500	40
31	MAIN BOOM	68% EXTENDED	OVER REAR	6250	41
32	MAIN BOOM	68% EXTENDED	OVER REAR	5000	42
33	MAIN BOOM	68% EXTENDED	OVER REAR	3750	43
34	MAIN BOOM	68% EXTENDED	OVER REAR	2500	44
35	MAIN BOOM	68% EXTENDED	OVER REAR	1250	45
36	MAIN BOOM	68% EXTENDED	OVER REAR	0	46
37	MAIN BOOM	50% EXTENDED	FULL 360°	10000	47
38	MAIN BOOM	50% EXTENDED	FULL 360°	8750	48
39	MAIN BOOM	50% EXTENDED	FULL 360°	7500	49
40	MAIN BOOM	50% EXTENDED	FULL 360°	6250	50
41	MAIN BOOM	50% EXTENDED	FULL 360°	5000	51
42	MAIN BOOM	50% EXTENDED	FULL 360°	3750	52
43	MAIN BOOM	50% EXTENDED	FULL 360°	2500	53
44	MAIN BOOM	50% EXTENDED	FULL 360°	1250	54

<b>CODE</b>	<b>CRANE CONFIGURATION</b>	<b>OUTRIGGER CONFIGURATION</b>	<b>AREA OF OPERATION</b>	<b>CWT (LBS)</b>	<b>PAGE</b>
45	MAIN BOOM	50% EXTENDED	FULL 360°	0	55
46	MAIN BOOM	50% EXTENDED	OVER REAR	10000	56
47	MAIN BOOM	50% EXTENDED	OVER REAR	8750	57
48	MAIN BOOM	50% EXTENDED	OVER REAR	7500	58
49	MAIN BOOM	50% EXTENDED	OVER REAR	6250	59
50	MAIN BOOM	50% EXTENDED	OVER REAR	5000	60
51	MAIN BOOM	50% EXTENDED	OVER REAR	3750	61
52	MAIN BOOM	50% EXTENDED	OVER REAR	2500	62
53	MAIN BOOM	50% EXTENDED	OVER REAR	1250	63
54	MAIN BOOM	50% EXTENDED	OVER REAR	0	64
55	MAIN BOOM	RETRACTED	FULL 360°	10000	65
56	MAIN BOOM	RETRACTED	FULL 360°	8750	66
57	MAIN BOOM	RETRACTED	FULL 360°	7500	67
58	MAIN BOOM	RETRACTED	FULL 360°	6250	68
59	MAIN BOOM	RETRACTED	FULL 360°	5000	69
60	MAIN BOOM	RETRACTED	FULL 360°	3750	70
61	MAIN BOOM	RETRACTED	FULL 360°	2500	71
62	MAIN BOOM	RETRACTED	FULL 360°	1250	72
63	MAIN BOOM	RETRACTED	FULL 360°	0	73
100	FIXED JIB 0° OFFSET	100% EXTENDED	FULL 360°	10000	74
101	FIXED JIB 0° OFFSET	100% EXTENDED	FULL 360°	8750	75
102	FIXED JIB 0° OFFSET	100% EXTENDED	FULL 360°	7500	76
103	FIXED JIB 0° OFFSET	100% EXTENDED	FULL 360°	6250	77
104	FIXED JIB 0° OFFSET	100% EXTENDED	FULL 360°	5000	78
105	FIXED JIB 0° OFFSET	100% EXTENDED	FULL 360°	3750	79
106	FIXED JIB 0° OFFSET	100% EXTENDED	FULL 360°	2500	80
107	FIXED JIB 0° OFFSET	100% EXTENDED	FULL 360°	1250	81
108	FIXED JIB 0° OFFSET	100% EXTENDED	FULL 360°	0	82
110	FIXED JIB 15° OFFSET	100% EXTENDED	FULL 360°	10000	74
111	FIXED JIB 15° OFFSET	100% EXTENDED	FULL 360°	8750	75
112	FIXED JIB 15° OFFSET	100% EXTENDED	FULL 360°	7500	76
113	FIXED JIB 15° OFFSET	100% EXTENDED	FULL 360°	6250	77
114	FIXED JIB 15° OFFSET	100% EXTENDED	FULL 360°	5000	78
115	FIXED JIB 15° OFFSET	100% EXTENDED	FULL 360°	3750	79
116	FIXED JIB 15° OFFSET	100% EXTENDED	FULL 360°	2500	80
117	FIXED JIB 15° OFFSET	100% EXTENDED	FULL 360°	1250	81
118	FIXED JIB 15° OFFSET	100% EXTENDED	FULL 360°	0	82
120	FIXED JIB 30° OFFSET	100% EXTENDED	FULL 360°	10000	74
121	FIXED JIB 30° OFFSET	100% EXTENDED	FULL 360°	8750	75
122	FIXED JIB 30° OFFSET	100% EXTENDED	FULL 360°	7500	76
123	FIXED JIB 30° OFFSET	100% EXTENDED	FULL 360°	6250	77
124	FIXED JIB 30° OFFSET	100% EXTENDED	FULL 360°	5000	78
125	FIXED JIB 30° OFFSET	100% EXTENDED	FULL 360°	3750	79
126	FIXED JIB 30° OFFSET	100% EXTENDED	FULL 360°	2500	80
127	FIXED JIB 30° OFFSET	100% EXTENDED	FULL 360°	1250	81
128	FIXED JIB 30° OFFSET	100% EXTENDED	FULL 360°	0	82

<b>CODE</b>	<b>CRANE CONFIGURATION</b>	<b>OUTRIGGER CONFIGURATION</b>	<b>AREA OF OPERATION</b>	<b>CWT (LBS)</b>	<b>PAGE</b>
130	FIXED JIB 0° OFFSET	100% EXTENDED	OVER REAR	10000	83
131	FIXED JIB 0° OFFSET	100% EXTENDED	OVER REAR	8750	84
132	FIXED JIB 0° OFFSET	100% EXTENDED	OVER REAR	7500	85
133	FIXED JIB 0° OFFSET	100% EXTENDED	OVER REAR	6250	86
134	FIXED JIB 0° OFFSET	100% EXTENDED	OVER REAR	5000	87
135	FIXED JIB 0° OFFSET	100% EXTENDED	OVER REAR	3750	88
136	FIXED JIB 0° OFFSET	100% EXTENDED	OVER REAR	2500	89
137	FIXED JIB 0° OFFSET	100% EXTENDED	OVER REAR	1250	90
138	FIXED JIB 0° OFFSET	100% EXTENDED	OVER REAR	0	91
140	FIXED JIB 15° OFFSET	100% EXTENDED	OVER REAR	10000	83
141	FIXED JIB 15° OFFSET	100% EXTENDED	OVER REAR	8750	84
142	FIXED JIB 15° OFFSET	100% EXTENDED	OVER REAR	7500	85
143	FIXED JIB 15° OFFSET	100% EXTENDED	OVER REAR	6250	86
144	FIXED JIB 15° OFFSET	100% EXTENDED	OVER REAR	5000	87
145	FIXED JIB 15° OFFSET	100% EXTENDED	OVER REAR	3750	88
146	FIXED JIB 15° OFFSET	100% EXTENDED	OVER REAR	2500	89
147	FIXED JIB 15° OFFSET	100% EXTENDED	OVER REAR	1250	90
148	FIXED JIB 15° OFFSET	100% EXTENDED	OVER REAR	0	91
150	FIXED JIB 30° OFFSET	100% EXTENDED	OVER REAR	10000	83
151	FIXED JIB 30° OFFSET	100% EXTENDED	OVER REAR	8750	84
152	FIXED JIB 30° OFFSET	100% EXTENDED	OVER REAR	7500	85
153	FIXED JIB 30° OFFSET	100% EXTENDED	OVER REAR	6250	86
154	FIXED JIB 30° OFFSET	100% EXTENDED	OVER REAR	5000	87
155	FIXED JIB 30° OFFSET	100% EXTENDED	OVER REAR	3750	88
156	FIXED JIB 30° OFFSET	100% EXTENDED	OVER REAR	2500	89
157	FIXED JIB 30° OFFSET	100% EXTENDED	OVER REAR	1250	90
158	FIXED JIB 30° OFFSET	100% EXTENDED	OVER REAR	0	91
200	FIXED JIB 0° OFFSET	68% EXTENDED	FULL 360°	10000	92
201	FIXED JIB 0° OFFSET	68% EXTENDED	FULL 360°	8750	93
202	FIXED JIB 0° OFFSET	68% EXTENDED	FULL 360°	7500	94
203	FIXED JIB 0° OFFSET	68% EXTENDED	FULL 360°	6250	95
204	FIXED JIB 0° OFFSET	68% EXTENDED	FULL 360°	5000	96
205	FIXED JIB 0° OFFSET	68% EXTENDED	FULL 360°	3750	97
206	FIXED JIB 0° OFFSET	68% EXTENDED	FULL 360°	2500	98
207	FIXED JIB 0° OFFSET	68% EXTENDED	FULL 360°	1250	99
208	FIXED JIB 0° OFFSET	68% EXTENDED	FULL 360°	0	100
210	FIXED JIB 15° OFFSET	68% EXTENDED	FULL 360°	10000	92
211	FIXED JIB 15° OFFSET	68% EXTENDED	FULL 360°	8750	93
212	FIXED JIB 15° OFFSET	68% EXTENDED	FULL 360°	7500	94
213	FIXED JIB 15° OFFSET	68% EXTENDED	FULL 360°	6250	95
214	FIXED JIB 15° OFFSET	68% EXTENDED	FULL 360°	5000	96
215	FIXED JIB 15° OFFSET	68% EXTENDED	FULL 360°	3750	97
216	FIXED JIB 15° OFFSET	68% EXTENDED	FULL 360°	2500	98
217	FIXED JIB 15° OFFSET	68% EXTENDED	FULL 360°	1250	99
218	FIXED JIB 15° OFFSET	68% EXTENDED	FULL 360°	0	100
220	FIXED JIB 30° OFFSET	68% EXTENDED	FULL 360°	10000	92
221	FIXED JIB 30° OFFSET	68% EXTENDED	FULL 360°	8750	93

<b>CODE</b>	<b>CRANE CONFIGURATION</b>	<b>OUTRIGGER CONFIGURATION</b>	<b>AREA OF OPERATION</b>	<b>CWT (LBS)</b>	<b>PAGE</b>
222----	FIXED JIB 30° OFFSET-----	68% EXTENDED-----	FULL 360°-----	7500-----	94
223----	FIXED JIB 30° OFFSET-----	68% EXTENDED-----	FULL 360°-----	6250-----	95
224----	FIXED JIB 30° OFFSET-----	68% EXTENDED-----	FULL 360°-----	5000-----	96
225----	FIXED JIB 30° OFFSET-----	68% EXTENDED-----	FULL 360°-----	3750-----	97
226----	FIXED JIB 30° OFFSET-----	68% EXTENDED-----	FULL 360°-----	2500-----	98
227----	FIXED JIB 30° OFFSET-----	68% EXTENDED-----	FULL 360°-----	1250-----	99
228----	FIXED JIB 30° OFFSET-----	68% EXTENDED-----	FULL 360°-----	0-----	100
230----	FIXED JIB 0° OFFSET-----	68% EXTENDED-----	OVER REAR-----	10000-----	101
231----	FIXED JIB 0° OFFSET-----	68% EXTENDED-----	OVER REAR-----	8750-----	102
232----	FIXED JIB 0° OFFSET-----	68% EXTENDED-----	OVER REAR-----	7500-----	103
233----	FIXED JIB 0° OFFSET-----	68% EXTENDED-----	OVER REAR-----	6250-----	104
234----	FIXED JIB 0° OFFSET-----	68% EXTENDED-----	OVER REAR-----	5000-----	105
235----	FIXED JIB 0° OFFSET-----	68% EXTENDED-----	OVER REAR-----	3750-----	106
236----	FIXED JIB 0° OFFSET-----	68% EXTENDED-----	OVER REAR-----	2500-----	107
237----	FIXED JIB 0° OFFSET-----	68% EXTENDED-----	OVER REAR-----	1250-----	108
238----	FIXED JIB 0° OFFSET-----	68% EXTENDED-----	OVER REAR-----	0-----	109
240----	FIXED JIB 15° OFFSET-----	68% EXTENDED-----	OVER REAR-----	10000-----	101
241----	FIXED JIB 15° OFFSET-----	68% EXTENDED-----	OVER REAR-----	8750-----	102
242----	FIXED JIB 15° OFFSET-----	68% EXTENDED-----	OVER REAR-----	7500-----	103
243----	FIXED JIB 15° OFFSET-----	68% EXTENDED-----	OVER REAR-----	6250-----	104
244----	FIXED JIB 15° OFFSET-----	68% EXTENDED-----	OVER REAR-----	5000-----	105
245----	FIXED JIB 15° OFFSET-----	68% EXTENDED-----	OVER REAR-----	3750-----	106
246----	FIXED JIB 15° OFFSET-----	68% EXTENDED-----	OVER REAR-----	2500-----	107
247----	FIXED JIB 15° OFFSET-----	68% EXTENDED-----	OVER REAR-----	1250-----	108
248----	FIXED JIB 15° OFFSET-----	68% EXTENDED-----	OVER REAR-----	0-----	109
250----	FIXED JIB 30° OFFSET-----	68% EXTENDED-----	OVER REAR-----	10000-----	101
251----	FIXED JIB 30° OFFSET-----	68% EXTENDED-----	OVER REAR-----	8750-----	102
252----	FIXED JIB 30° OFFSET-----	68% EXTENDED-----	OVER REAR-----	7500-----	103
253----	FIXED JIB 30° OFFSET-----	68% EXTENDED-----	OVER REAR-----	6250-----	104
254----	FIXED JIB 30° OFFSET-----	68% EXTENDED-----	OVER REAR-----	5000-----	105
255----	FIXED JIB 30° OFFSET-----	68% EXTENDED-----	OVER REAR-----	3750-----	106
256----	FIXED JIB 30° OFFSET-----	68% EXTENDED-----	OVER REAR-----	2500-----	107
257----	FIXED JIB 30° OFFSET-----	68% EXTENDED-----	OVER REAR-----	1250-----	108
258----	FIXED JIB 30° OFFSET-----	68% EXTENDED-----	OVER REAR-----	0-----	109
300----	FIXED JIB 0° OFFSET-----	50% EXTENDED-----	FULL 360°-----	10000-----	110
301----	FIXED JIB 0° OFFSET-----	50% EXTENDED-----	FULL 360°-----	8750-----	111
302----	FIXED JIB 0° OFFSET-----	50% EXTENDED-----	FULL 360°-----	7500-----	112
303----	FIXED JIB 0° OFFSET-----	50% EXTENDED-----	FULL 360°-----	6250-----	113
304----	FIXED JIB 0° OFFSET-----	50% EXTENDED-----	FULL 360°-----	5000-----	114
305----	FIXED JIB 0° OFFSET-----	50% EXTENDED-----	FULL 360°-----	3750-----	115
306----	FIXED JIB 0° OFFSET-----	50% EXTENDED-----	FULL 360°-----	2500-----	116
307----	FIXED JIB 0° OFFSET-----	50% EXTENDED-----	FULL 360°-----	1250-----	117
308----	FIXED JIB 0° OFFSET-----	50% EXTENDED-----	FULL 360°-----	0-----	118
310----	FIXED JIB 15° OFFSET-----	50% EXTENDED-----	FULL 360°-----	10000-----	110
311----	FIXED JIB 15° OFFSET-----	50% EXTENDED-----	FULL 360°-----	8750-----	111
312----	FIXED JIB 15° OFFSET-----	50% EXTENDED-----	FULL 360°-----	7500-----	112
313----	FIXED JIB 15° OFFSET-----	50% EXTENDED-----	FULL 360°-----	6250-----	113

<b>CODE</b>	<b>CRANE CONFIGURATION</b>	<b>OUTRIGGER CONFIGURATION</b>	<b>AREA OF OPERATION</b>	<b>CWT (LBS)</b>	<b>PAGE</b>
314	FIXED JIB 15° OFFSET	50% EXTENDED	FULL 360°	5000	114
315	FIXED JIB 15° OFFSET	50% EXTENDED	FULL 360°	3750	115
316	FIXED JIB 15° OFFSET	50% EXTENDED	FULL 360°	2500	116
317	FIXED JIB 15° OFFSET	50% EXTENDED	FULL 360°	1250	117
318	FIXED JIB 15° OFFSET	50% EXTENDED	FULL 360°	0	118
320	FIXED JIB 30° OFFSET	50% EXTENDED	FULL 360°	10000	110
321	FIXED JIB 30° OFFSET	50% EXTENDED	FULL 360°	8750	111
322	FIXED JIB 30° OFFSET	50% EXTENDED	FULL 360°	7500	112
323	FIXED JIB 30° OFFSET	50% EXTENDED	FULL 360°	6250	113
324	FIXED JIB 30° OFFSET	50% EXTENDED	FULL 360°	5000	114
325	FIXED JIB 30° OFFSET	50% EXTENDED	FULL 360°	3750	115
326	FIXED JIB 30° OFFSET	50% EXTENDED	FULL 360°	2500	116
327	FIXED JIB 30° OFFSET	50% EXTENDED	FULL 360°	1250	117
328	FIXED JIB 30° OFFSET	50% EXTENDED	FULL 360°	0	118
330	FIXED JIB 0° OFFSET	50% EXTENDED	OVER REAR	10000	119
331	FIXED JIB 0° OFFSET	50% EXTENDED	OVER REAR	8750	120
332	FIXED JIB 0° OFFSET	50% EXTENDED	OVER REAR	7500	121
333	FIXED JIB 0° OFFSET	50% EXTENDED	OVER REAR	6250	122
334	FIXED JIB 0° OFFSET	50% EXTENDED	OVER REAR	5000	123
335	FIXED JIB 0° OFFSET	50% EXTENDED	OVER REAR	3750	124
336	FIXED JIB 0° OFFSET	50% EXTENDED	OVER REAR	2500	125
337	FIXED JIB 0° OFFSET	50% EXTENDED	OVER REAR	1250	126
338	FIXED JIB 0° OFFSET	50% EXTENDED	OVER REAR	0	127
340	FIXED JIB 15° OFFSET	50% EXTENDED	OVER REAR	10000	119
341	FIXED JIB 15° OFFSET	50% EXTENDED	OVER REAR	8750	120
342	FIXED JIB 15° OFFSET	50% EXTENDED	OVER REAR	7500	121
343	FIXED JIB 15° OFFSET	50% EXTENDED	OVER REAR	6250	122
344	FIXED JIB 15° OFFSET	50% EXTENDED	OVER REAR	5000	123
345	FIXED JIB 15° OFFSET	50% EXTENDED	OVER REAR	3750	124
346	FIXED JIB 15° OFFSET	50% EXTENDED	OVER REAR	2500	125
347	FIXED JIB 15° OFFSET	50% EXTENDED	OVER REAR	1250	126
348	FIXED JIB 15° OFFSET	50% EXTENDED	OVER REAR	0	127
350	FIXED JIB 30° OFFSET	50% EXTENDED	OVER REAR	10000	119
351	FIXED JIB 30° OFFSET	50% EXTENDED	OVER REAR	8750	120
352	FIXED JIB 30° OFFSET	50% EXTENDED	OVER REAR	7500	121
353	FIXED JIB 30° OFFSET	50% EXTENDED	OVER REAR	6250	122
354	FIXED JIB 30° OFFSET	50% EXTENDED	OVER REAR	5000	123
355	FIXED JIB 30° OFFSET	50% EXTENDED	OVER REAR	3750	124
356	FIXED JIB 30° OFFSET	50% EXTENDED	OVER REAR	2500	125
357	FIXED JIB 30° OFFSET	50% EXTENDED	OVER REAR	1250	126
358	FIXED JIB 30° OFFSET	50% EXTENDED	OVER REAR	0	127

## **WARNING**

1. THE OPERATOR MUST READ AND UNDERSTAND THE OWNER'S MANUAL BEFORE OPERATING THIS CRANE.
2. POSITIONING OR OPERATION OF CRANE BEYOND AREAS SHOWN ON THIS CHART IS NOT INTENDED OR APPROVED EXCEPT WHERE SPECIFIED IN OWNER'S MANUAL. SHADED LOADS ARE STABILITY LIMITED.
3. LOADED BOOM ANGLES AT SPECIFIED BOOM LENGTHS GIVE ONLY AN APPROXIMATION OF THE OPERATING RADIUS. THE BOOM ANGLE BEFORE LOADING SHOULD BE GREATER TO ACCOUNT FOR DEFLECTIONS. DO NOT EXCEED THE OPERATING RADIUS FOR RATED LOADS.
4. THE OPERATING RADIUS SHOWN IN THE JIB RATING CHART IS FOR 100% EXTENDED BOOM ONLY. WHEN BOOM IS NOT 100% EXTENDED, USE ONLY LOADED BOOM ANGLE TO DETERMINE LOAD RATING OF JIB.
5. FOR BOOM ANGLES NOT SHOWN ON JIB LOAD CHART, USE RATING OF NEXT LOWER BOOM ANGLE.
6. FOR BOOM LENGTHS NOT SHOWN, USE RATING OF NEXT SHORTER OR LONGER BOOM LENGTH, WHICHEVER IS LESS. FOR RADII NOT SHOWN, USE RATING OF NEXT LONGER RADIUS.
7. CRANE LOAD RATINGS ON OUTRIGGERS ARE BASED ON FREELY SUSPENDED LOADS WITH THE MACHINE LEVELED AND STANDING ON A FIRM UNIFORM SUPPORTING SURFACE. NO ATTEMPT SHALL BE MADE TO MOVE A LOAD HORIZONTALLY ON THE GROUND IN ANY DIRECTION.
8. PRACTICAL WORKING LOADS DEPEND ON SUPPORTING SURFACE, WIND AND OTHER FACTORS AFFECTING STABILITY SUCH AS HAZARDOUS SURROUNDINGS, EXPERIENCE OF PERSONNEL AND PROPER HANDLING, ALL OF WHICH MUST BE TAKEN INTO ACCOUNT BY THE OPERATOR.
9. THE MAXIMUM LOAD WHICH MAY BE TELESCOPED IS LIMITED BY HYDRAULIC PRESSURE, BOOM ANGLE AND BOOM LUBRICATION. IT IS SAFE TO ATTEMPT TO TELESCOPE ANY LOAD WITHIN THE LIMITS OF THE LOAD RATING CHART.

## **INFORMATION**

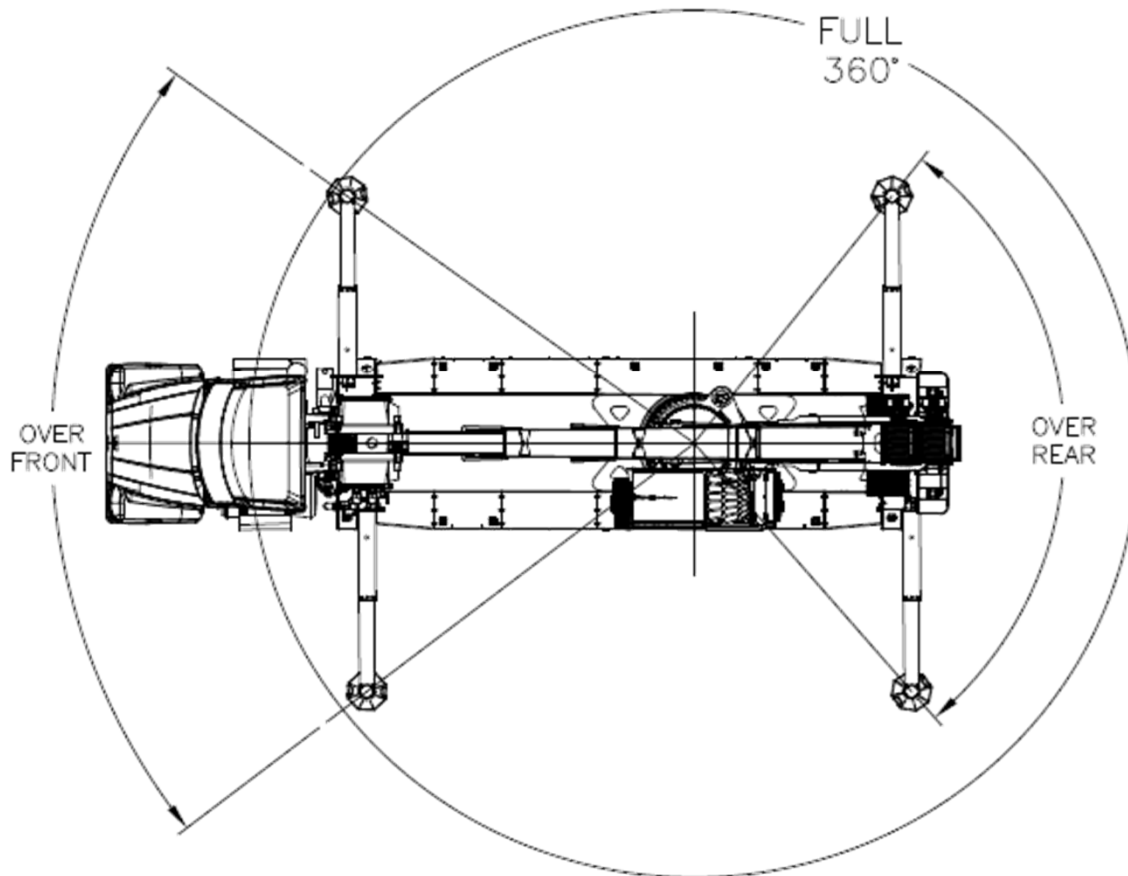
1. DEDUCTIONS MUST BE MADE FROM RATED LOADS FOR JIB, OPTIONAL ATTACHMENTS, HOOKS AND LOADBLOCKS (SEE DEDUCTION CHART). WEIGHTS OF SLINGS AND ALL OTHER LOAD HANDLING DEVICES SHALL BE CONSIDERED AS PART OF THE LOAD.
2. LOAD RATINGS ABOVE THE HEAVY LINE ARE STRUCTURALLY LIMITED CAPACITIES. LOAD RATINGS BELOW THE HEAVY LINE ARE STABILITY LIMITED CAPACITIES AND DO NOT EXCEED 85% OF TIPPING.

## **DEFINITIONS**

1. OPERATING RADIUS IS THE HORIZONTAL DISTANCE FROM THE AXIS OF ROTATION TO THE CENTER OF THE VERTICAL HOIST LINE OR TACKLE WITH LOAD APPLIED.
2. LOADED BOOM ANGLE IS THE INCLUDED ANGLE BETWEEN THE HORIZONTAL AND LONGITUDINAL AXES OF THE BOOM BASE AFTER LIFTING RATED LOAD AT THE RATED RADIUS.

ALLOWABLE LINE PULL											<b>WARNING</b>  ANTI-TWO-BLOCK SYSTEM MUST BE IN GOOD OPERATING CONDITION BEFORE OPERATING CRANE.  REFER TO THE OWNER'S MANUAL.  KEEP AT LEAST 3 WRAPS OF LOAD LINE ON THE DRUM AT ALL TIMES.
1 PART LINE	2 PART LINE	3 PART LINE	4 PART LINE	5 PART LINE	6 PART LINE	7 PART LINE	8 PART LINE	9 PART LINE	10 PART LINE	11 PART LINE	
12000 LBS	24000 LBS	36000 LBS	48000 LBS	60000 LBS	72000 LBS	84000 LBS	96000 LBS	108000 LBS	120000 LBS	130000 LBS	
5/8" ROT RESISTANT (5:1 SF) 61,200 LBS MIN BREAKING STRENGTH											

## AREA OF OPERATIONS



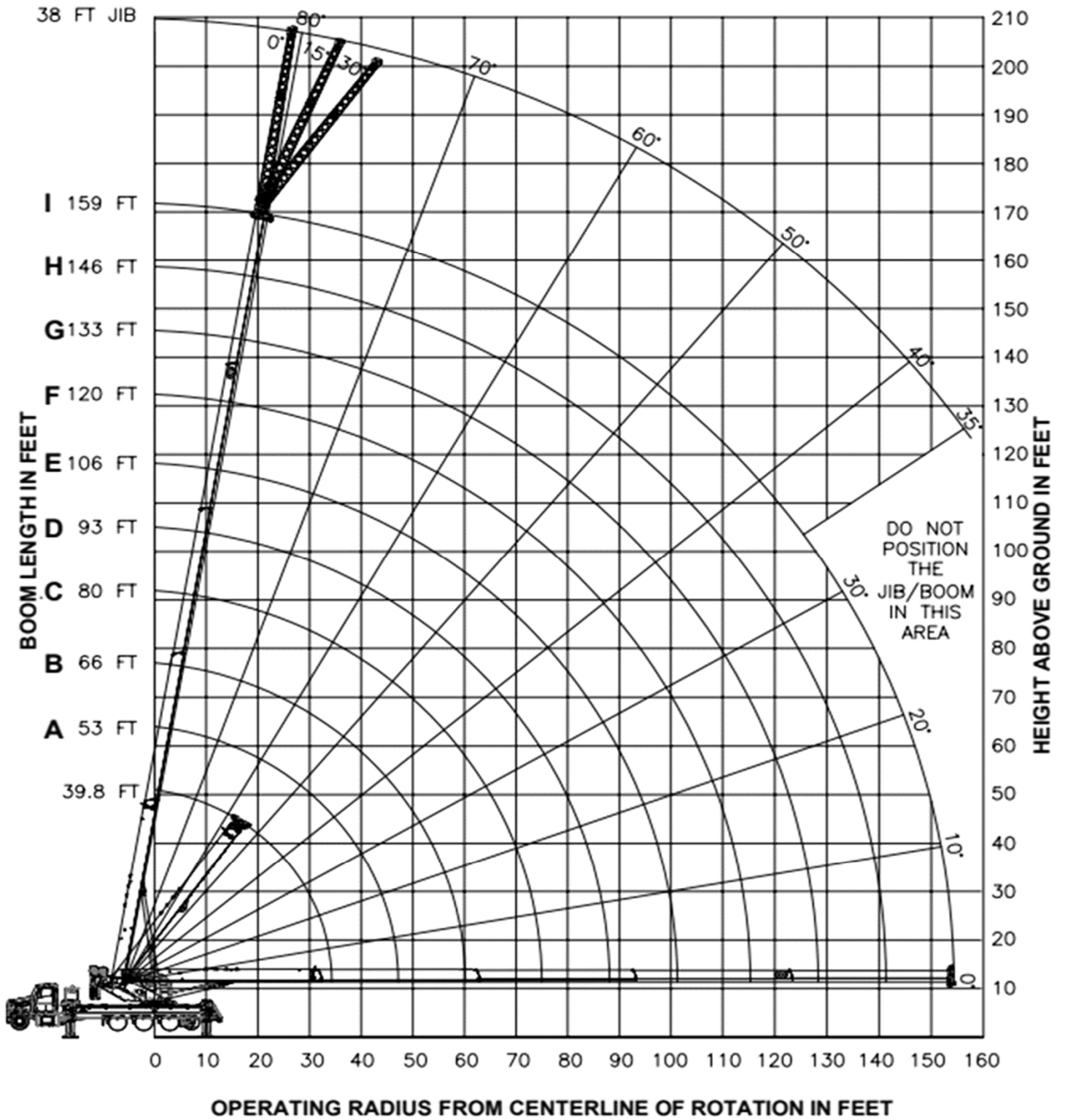
WHEN WORKING OVER THE FRONT, THE OPTIONAL FRONT BUMPER STABILIZER (IF EQUIPPED) MUST BE DEPLOYED. IF NO FRONT BUMPER STABILIZER IS EQUIPPED, THE FRONT TIRES MUST BE CONTACTING THE GROUND.

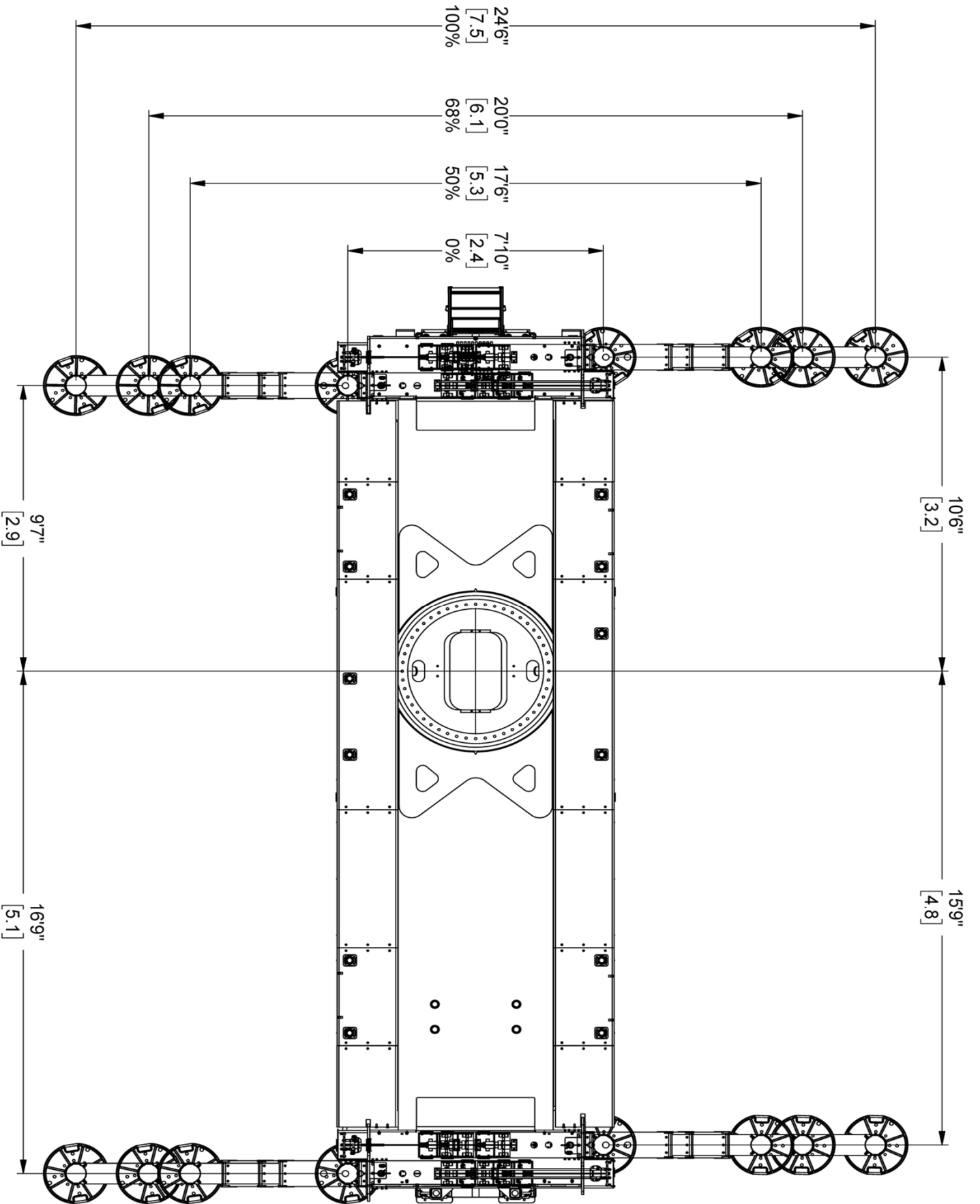
### DEDUCTIONS FROM RATED LOADS FOR LOAD HANDLING DEVICES SUPPLIED BY MANITEX

AUXILIARY BLOCK-----	50 LBS
AUXILIARY (ROOSTER) SHEAVE-----	70 LBS
LIFTING FROM MAIN BOOM WITH JIB STOWED OR ERECTED-----	SEE LOAD CHART
OVERHAUL BALL-----	SEE MANUFACTURER NAMEPLATE
LOAD BLOCK-----	SEE MANUFACTURER NAMEPLATE



**- RANGE DIAGRAM -**


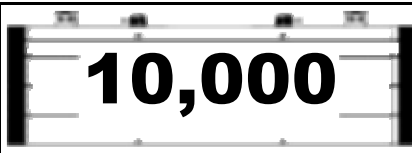




*Dimensions are in feet [meters] unless otherwise specified*

# CODE 1

## MAIN BOOM


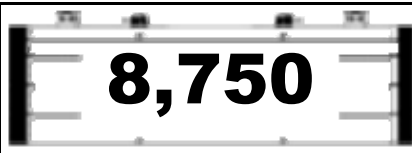


RADIUS (FT)	ANGLE	LIFTING CAP. (LBS)	ANGLE	LIFTING CAP. (LBS)	ANGLE	LIFTING CAP. (LBS)	ANGLE	LIFTING CAP. (LBS)	ANGLE	LIFTING CAP. (LBS)	ANGLE	LIFTING CAP. (LBS)	ANGLE	LIFTING CAP. (LBS)	ANGLE	LIFTING CAP. (LBS)	ANGLE	LIFTING CAP. (LBS)	ANGLE	LIFTING CAP. (LBS)	RADIUS (FT)	
LENGTH	39.8 FT		53 FT		66 FT		80 FT		93 FT		106 FT		120 FT		133 FT		146 FT		159 FT			
6	73°	130000	78°	58000																		6
8	70°	118100	76°	58000	79°	58000																8
10	67°	106200	73°	58000	77°	58000	80°	58000														10
12	64°	95900	71°	58000	75°	58000	78°	57900	80°	46400												12
15	59°	82800	68°	58000	73°	58000	76°	52300	79°	42400	80°	33500										15
20	50°	65100	61°	58000	68°	54000	72°	45000	75°	36800	78°	29320	80°	24490								20
25	40°	50200	55°	51000	63°	46500	69°	39000	72°	32300	75°	25820	77°	22030	79°	19070	81°	13000				25
30	26°	40000	48°	41000	58°	40500	65°	34400	69°	28560	72°	23200	75°	19670	77°	17290	79°	13000	81°	9450		30
35			40°	33700	53°	34300	61°	30500	66°	25390	69°	20660	73°	17630	75°	15630	77°	13000	79°	9500		35
40			31°	27360	47°	28110	56°	27250	62°	22930	66°	18500	70°	15830	73°	14190	75°	12500	77°	9500		40
45			17°	21670	40°	22460	52°	23030	58°	20640	63°	16680	67°	14300	71°	12870	73°	11600	75°	9500		45
50					33°	18280	47°	18830	55°	18740	60°	15090	65°	13020	68°	11930	71°	10620	73°	9000		50
55					24°	15050	42°	15600	51°	16010	57°	13690	62°	12020	66°	10840	69°	9720	71°	8450		55
60					5°	12370	36°	13040	47°	13430	54°	12460	59°	10940	63°	9880	67°	8880	70°	7780		60
65							29°	10940	42°	11330	50°	11570	56°	9960	61°	9030	64°	8130	68°	7140		65
70							20°	9180	37°	9590	46°	9900	53°	9100	58°	8250	62°	7430	65°	6560		70
75									31°	8110	42°	8420	50°	8300	55°	7530	60°	6780	63°	6010		75
80									24°	6840	38°	7150	47°	7450	53°	6870	57°	6190	61°	5500		80
85									14°	5700	33°	6050	43°	6340	50°	6280	55°	5670	59°	5020		85
90											27°	5080	39°	5380	47°	5630	52°	5160	57°	4560		90
95											20°	4210	35°	4520	44°	4760	50°	4690	54°	4150		95
100													30°	3750	40°	3990	47°	4230	52°	3760		100
105													25°	3050	36°	3300	44°	3530	50°	3400		105
110													17°	2400	32°	2680	41°	2900	47°	3050		110
115															27°	2100	37°	2320	44°	2530		115
120															22°	1560	34°	1800	41°	2000		120
125															13°	1040	29°	1320	38°	1520		125
130																	25°	860	35°	1070		130
135																						135
140																						140
	0°	25400	0°	18000	0°	12150	0°	6950	0°	5000	0°	2800	0°	1550								
STOWED		910		650		510		420		350		310		270		240		220		200		
ERECTED		2440		2220		2100		2010		1960		1920		1890		1860		1850		1830		

DEDUCTIONS FOR JIB FROM MAIN BOOM CAPACITIES

# CODE 2

## MAIN BOOM




RADIUS (FT)	ANGLE	LIFTING CAP. (LBS)	ANGLE	LIFTING CAP. (LBS)	ANGLE	LIFTING CAP. (LBS)	ANGLE	LIFTING CAP. (LBS)	ANGLE	LIFTING CAP. (LBS)	ANGLE	LIFTING CAP. (LBS)	ANGLE	LIFTING CAP. (LBS)	ANGLE	LIFTING CAP. (LBS)	ANGLE	LIFTING CAP. (LBS)	ANGLE	LIFTING CAP. (LBS)	RADIUS (FT)	
LENGTH	39.8 FT		53 FT		66 FT		80 FT		93 FT		106 FT		120 FT		133 FT		146 FT		159 FT			
6	73°	130000	78°	58000																		6
8	70°	118100	76°	58000	79°	58000																8
10	67°	106200	73°	58000	77°	58000	80°	58000														10
12	64°	95900	71°	58000	75°	58000	78°	57900	80°	46400												12
15	59°	82800	68°	58000	73°	58000	76°	52300	79°	42400	80°	33500										15
20	50°	64400	61°	58000	68°	54000	72°	45000	75°	36800	78°	29320	80°	24490								20
25	40°	49700	55°	50500	63°	46500	69°	39000	72°	32300	75°	25820	77°	22030	79°	19070	81°	13000				25
30	26°	39600	48°	40500	58°	40500	65°	34400	69°	28560	72°	23200	75°	19670	77°	17290	79°	13000	81°	9450		30
35			40°	33400	53°	33900	61°	30500	66°	25390	69°	20660	73°	17630	75°	15630	77°	13000	79°	9500		35
40			31°	26460	47°	27210	56°	27250	62°	22930	66°	18500	70°	15830	73°	14190	75°	12500	77°	9500		40
45			17°	20900	40°	21700	52°	22260	58°	20640	63°	16680	67°	14300	71°	12870	73°	11600	75°	9500		45
50					33°	17620	47°	18170	55°	18600	60°	15090	65°	13020	68°	11930	71°	10620	73°	9000		50
55					24°	14460	42°	15020	51°	15420	57°	13690	62°	12020	66°	10840	69°	9720	71°	8450		55
60					5°	11850	36°	12520	47°	12910	54°	12460	59°	10940	63°	9880	67°	8880	70°	7780		60
65							29°	10470	42°	10860	50°	11160	56°	9960	61°	9030	64°	8130	68°	7140		65
70							20°	8750	37°	9160	46°	9470	53°	9100	58°	8250	62°	7430	65°	6560		70
75									31°	7720	42°	8020	50°	8300	55°	7530	60°	6780	63°	6010		75
80									24°	6470	38°	6790	47°	7080	53°	6870	57°	6190	61°	5500		80
85									14°	5350	33°	5710	43°	6000	50°	6260	55°	5670	59°	5020		85
90											27°	4760	39°	5060	47°	5310	52°	5160	57°	4560		90
95											20°	3910	35°	4220	44°	4460	50°	4690	54°	4150		95
100													30°	3470	40°	3710	47°	3940	52°	3760		100
105													25°	2780	36°	3030	44°	3260	50°	3400		105
110													17°	2150	32°	2420	41°	2640	47°	2860		110
115															27°	1860	37°	2080	44°	2290		115
120															22°	1330	34°	1570	41°	1770		120
125															13°	820	29°	1100	38°	1300		125
130																			35°	860		130
135																						135
140																						140
	0°	25300	0°	17600	0°	11650	0°	6900	0°	4800	0°	2800	0°	1500								
STOWED		910		650		510		420		350		310		270		240		220		200		
ERECTED		2440		2220		2100		2010		1960		1920		1890		1860		1850		1830		

DEDUCTIONS FOR JIB FROM MAIN BOOM CAPACITIES

# CODE 3

## MAIN BOOM

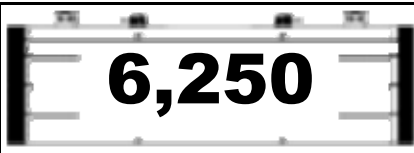


RADIUS (FT)	ANGLE	LIFTING CAP. (LBS)	ANGLE	LIFTING CAP. (LBS)	ANGLE	LIFTING CAP. (LBS)	ANGLE	LIFTING CAP. (LBS)	ANGLE	LIFTING CAP. (LBS)	ANGLE	LIFTING CAP. (LBS)	ANGLE	LIFTING CAP. (LBS)	ANGLE	LIFTING CAP. (LBS)	ANGLE	LIFTING CAP. (LBS)	ANGLE	LIFTING CAP. (LBS)	RADIUS (FT)	
LENGTH	39.8 FT		53 FT		66 FT		80 FT		93 FT		106 FT		120 FT		133 FT		146 FT		159 FT			
6	73°	130000	78°	58000																		6
8	70°	118100	76°	58000	79°	58000																8
10	67°	106200	73°	58000	77°	58000	80°	58000														10
12	64°	95900	71°	58000	75°	58000	78°	57900	80°	46400												12
15	59°	82800	68°	58000	73°	58000	76°	52300	79°	42400	80°	33500										15
20	50°	63800	61°	58000	68°	54000	72°	45000	75°	36800	78°	29320	80°	24490								20
25	40°	49100	55°	50000	63°	46500	69°	39000	72°	32300	75°	25820	77°	22030	79°	19070	81°	13000				25
30	26°	39200	48°	40100	58°	40500	65°	34400	69°	28560	72°	23200	75°	19670	77°	17290	79°	13000	81°	9450		30
35			40°	33000	53°	33600	61°	30500	66°	25390	69°	20660	73°	17630	75°	15630	77°	13000	79°	9500		35
40			31°	25560	47°	26310	56°	26930	62°	22930	66°	18500	70°	15830	73°	14190	75°	12500	77°	9500		40
45			17°	20140	40°	20930	52°	21500	58°	20640	63°	16680	67°	14300	71°	12870	73°	11600	75°	9500		45
50					33°	16960	47°	17500	55°	17940	60°	15090	65°	13020	68°	11930	71°	10620	73°	9000		50
55					24°	13880	42°	14430	51°	14840	57°	13690	62°	12020	66°	10840	69°	9720	71°	8450		55
60					5°	11320	36°	11990	47°	12380	54°	12460	59°	10940	63°	9880	67°	8880	70°	7780		60
65							29°	10000	42°	10390	50°	10690	56°	9960	61°	9030	64°	8130	68°	7140		65
70							20°	8320	37°	8720	46°	9030	53°	9100	58°	8250	62°	7430	65°	6560		70
75									31°	7320	42°	7630	50°	7930	55°	7530	60°	6780	63°	6010		75
80									24°	6100	38°	6420	47°	6710	53°	6870	57°	6190	61°	5500		80
85									14°	5010	33°	5370	43°	5650	50°	5920	55°	5670	59°	5020		85
90											27°	4440	39°	4740	47°	4990	52°	5160	57°	4560		90
95											20°	3600	35°	3920	44°	4160	50°	4400	54°	4150		95
100													30°	3180	40°	3420	47°	3660	52°	3760		100
105													25°	2510	36°	2760	44°	2990	50°	3210		105
110													17°	1890	32°	2170	41°	2390	47°	2600		110
115															27°	1610	37°	1840	44°	2050		115
120															22°	1100	34°	1330	41°	1540		120
125																	29°	870	38°	1070		125
130																						130
135																						135
140																						140
	0°	25250	0°	17150	0°	11150	0°	6850	0°	4550	0°	2700	0°	1350								
STOWED		910		650		510		420		350		310		270		240		220		200		
ERECTED		2440		2220		2100		2010		1960		1920		1890		1860		1850		1830		

DEDUCTIONS FOR JIB FROM MAIN BOOM CAPACITIES

# CODE 4

## MAIN BOOM




RADIUS (FT)	ANGLE	LIFTING CAP. (LBS)	ANGLE	LIFTING CAP. (LBS)	ANGLE	LIFTING CAP. (LBS)	ANGLE	LIFTING CAP. (LBS)	ANGLE	LIFTING CAP. (LBS)	ANGLE	LIFTING CAP. (LBS)	ANGLE	LIFTING CAP. (LBS)	ANGLE	LIFTING CAP. (LBS)	ANGLE	LIFTING CAP. (LBS)	RADIUS (FT)		
LENGTH	39.8 FT		53 FT		66 FT		80 FT		93 FT		106 FT		120 FT		133 FT		146 FT		159 FT		
6	73°	130000	78°	58000															6		
8	70°	118100	76°	58000	79°	58000													8		
10	67°	106200	73°	58000	77°	58000	80°	58000											10		
12	64°	95900	71°	58000	75°	58000	78°	57900	80°	46400									12		
15	59°	82800	68°	58000	73°	58000	76°	52300	79°	42400	80°	33500							15		
20	50°	63100	61°	58000	68°	54000	72°	45000	75°	36800	78°	29320	80°	24490					20		
25	40°	48600	55°	49500	63°	46500	69°	39000	72°	32300	75°	25820	77°	22030	79°	19070	81°	13000	25		
30	26°	38700	48°	39700	58°	40200	65°	34400	69°	28560	72°	23200	75°	19670	77°	17290	79°	13000	81°	9450	30
35			40°	32100	53°	32900	61°	30500	66°	25390	69°	20660	73°	17630	75°	15630	77°	13000	79°	9500	35
40			31°	24660	47°	25410	56°	26030	62°	22930	66°	18500	70°	15830	73°	14190	75°	12500	77°	9500	40
45			17°	19380	40°	20170	52°	20740	58°	20640	63°	16680	67°	14300	71°	12870	73°	11600	75°	9500	45
50					33°	16300	47°	16840	55°	17270	60°	15090	65°	13020	68°	11930	71°	10620	73°	9000	50
55					24°	13300	42°	13850	51°	14250	57°	13690	62°	12020	66°	10840	69°	9720	71°	8450	55
60					5°	10800	36°	11470	47°	11860	54°	12180	59°	10940	63°	9880	67°	8880	70°	7780	60
65							29°	9520	42°	9910	50°	10220	56°	9960	61°	9030	64°	8130	68°	7140	65
70							20°	7890	37°	8290	46°	8600	53°	8910	58°	8250	62°	7430	65°	6560	70
75									31°	6920	42°	7230	50°	7530	55°	7530	60°	6780	63°	6010	75
80									24°	5730	38°	6050	47°	6340	53°	6620	57°	6190	61°	5500	80
85									14°	4670	33°	5020	43°	5310	50°	5580	55°	5670	59°	5020	85
90											27°	4120	39°	4420	47°	4660	52°	4920	57°	4560	90
95											20°	3300	35°	3620	44°	3860	50°	4100	54°	4150	95
100													30°	2900	40°	3140	47°	3370	52°	3600	100
105													25°	2240	36°	2490	44°	2720	50°	2940	105
110													17°	1640	32°	1910	41°	2130	47°	2350	110
115															27°	1370	37°	1590	44°	1800	115
120															22°	870	34°	1100	41°	1310	120
125																			38°	850	125
130																					130
135																					135
140																					140
	0°	25150	0°	16750	0°	10700	0°	6600	0°	4250	0°	2400	0°	1100							
STOWED		910		650		510		420		350		310		270		240		220		200	
ERECTED		2440		2220		2100		2010		1960		1920		1890		1860		1850		1830	

DEDUCTIONS FOR JIB FROM MAIN BOOM CAPACITIES

# CODE 5

## MAIN BOOM




RADIUS (FT)	ANGLE	LIFTING CAP. (LBS)	ANGLE	LIFTING CAP. (LBS)	ANGLE	LIFTING CAP. (LBS)	ANGLE	LIFTING CAP. (LBS)	ANGLE	LIFTING CAP. (LBS)	ANGLE	LIFTING CAP. (LBS)	ANGLE	LIFTING CAP. (LBS)	ANGLE	LIFTING CAP. (LBS)	ANGLE	LIFTING CAP. (LBS)	ANGLE	LIFTING CAP. (LBS)	RADIUS (FT)	
LENGTH	39.8 FT		53 FT		66 FT		80 FT		93 FT		106 FT		120 FT		133 FT		146 FT		159 FT			
6	73°	130000	78°	58000																		6
8	70°	118100	76°	58000	79°	58000																8
10	67°	106200	73°	58000	77°	58000	80°	58000														10
12	64°	95900	71°	58000	75°	58000	78°	57900	80°	46400												12
15	59°	82800	68°	58000	73°	58000	76°	52300	79°	42400	80°	33500										15
20	50°	62500	61°	58000	68°	54000	72°	45000	75°	36800	78°	29320	80°	24490								20
25	40°	48100	55°	48900	63°	46500	69°	39000	72°	32300	75°	25820	77°	22030	79°	19070	81°	13000				25
30	26°	38300	48°	39200	58°	39800	65°	34400	69°	28560	72°	23200	75°	19670	77°	17290	79°	13000	81°	9450		30
35			40°	31000	53°	31800	61°	30500	66°	25390	69°	20660	73°	17630	75°	15630	77°	13000	79°	9500		35
40			31°	23760	47°	24510	56°	25130	62°	22930	66°	18500	70°	15830	73°	14190	75°	12500	77°	9500		40
45			17°	18620	40°	19410	52°	19980	58°	20420	63°	16680	67°	14300	71°	12870	73°	11600	75°	9500		45
50					33°	15630	47°	16180	55°	16610	60°	15090	65°	13020	68°	11930	71°	10620	73°	9000		50
55					24°	12710	42°	13270	51°	13670	57°	13690	62°	12020	66°	10840	69°	9720	71°	8450		55
60					5°	10280	36°	10950	47°	11340	54°	11660	59°	10940	63°	9880	67°	8880	70°	7780		60
65							29°	9050	42°	9440	50°	9740	56°	9960	61°	9030	64°	8130	68°	7140		65
70							20°	7450	37°	7860	46°	8170	53°	8480	58°	8250	62°	7430	65°	6560		70
75									31°	6520	42°	6830	50°	7130	55°	7420	60°	6780	63°	6010		75
80									24°	5360	38°	5680	47°	5970	53°	6250	57°	6190	61°	5500		80
85									14°	4320	33°	4680	43°	4970	50°	5230	55°	5500	59°	5020		85
90											27°	3800	39°	4100	47°	4340	52°	4600	57°	4560		90
95											20°	3000	35°	3310	44°	3560	50°	3800	54°	4040		95
100													30°	2610	40°	2860	47°	3090	52°	3320		100
105													25°	1980	36°	2220	44°	2450	50°	2670		105
110													17°	1380	32°	1660	41°	1880	47°	2090		110
115															27°	1130	37°	1350	44°	1560		115
120																34°	870	41°	1080			120
125																						125
130																						130
135																						135
140																						140
	0°	25050	0°	16350	0°	10150	0°	6200	0°	3900	0°	2150										
STOWED		910		650		510		420		350		310		270		240		220		200		
ERECTED		2440		2220		2100		2010		1960		1920		1890		1860		1850		1830		

DEDUCTIONS FOR JIB FROM MAIN BOOM CAPACITIES

# CODE 6

## MAIN BOOM




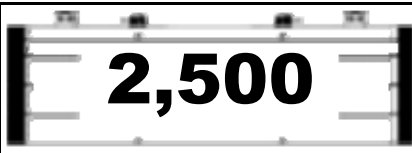
RADIUS (FT)	ANGLE	LIFTING CAP. (LBS)	ANGLE	LIFTING CAP. (LBS)	ANGLE	LIFTING CAP. (LBS)	ANGLE	LIFTING CAP. (LBS)	ANGLE	LIFTING CAP. (LBS)	ANGLE	LIFTING CAP. (LBS)	ANGLE	LIFTING CAP. (LBS)	ANGLE	LIFTING CAP. (LBS)	ANGLE	LIFTING CAP. (LBS)	ANGLE	LIFTING CAP. (LBS)	RADIUS (FT)	
LENGTH	39.8 FT		53 FT		66 FT		80 FT		93 FT		106 FT		120 FT		133 FT		146 FT		159 FT			
6	73°	130000	78°	58000																		6
8	70°	118100	76°	58000	79°	58000																8
10	67°	106200	73°	58000	77°	58000	80°	58000														10
12	64°	95900	71°	58000	75°	58000	78°	57900	80°	46400												12
15	59°	82800	68°	58000	73°	58000	76°	52300	79°	42400	80°	33500										15
20	50°	61800	61°	58000	68°	54000	72°	45000	75°	36800	78°	29320	80°	24490								20
25	40°	47600	55°	48400	63°	46500	69°	39000	72°	32300	75°	25820	77°	22030	79°	19070	81°	13000				25
30	26°	37900	48°	38800	58°	39300	65°	34400	69°	28560	72°	23200	75°	19670	77°	17290	79°	13000	81°	9450		30
35			40°	29950	53°	30700	61°	30500	66°	25390	69°	20660	73°	17630	75°	15630	77°	13000	79°	9500		35
40			31°	22860	47°	23610	56°	24230	62°	22930	66°	18500	70°	15830	73°	14190	75°	12500	77°	9500		40
45			17°	17850	40°	18650	52°	19220	58°	19660	63°	16680	67°	14300	71°	12870	73°	11600	75°	9500		45
50					33°	14970	47°	15520	55°	15950	60°	15090	65°	13020	68°	11930	71°	10620	73°	9000		50
55					24°	12130	42°	12680	51°	13090	57°	13430	62°	12020	66°	10840	69°	9720	71°	8450		55
60					5°	9750	36°	10420	47°	10810	54°	11140	59°	10940	63°	9880	67°	8880	70°	7780		60
65							29°	8580	42°	8970	50°	9270	56°	9610	61°	9030	64°	8130	68°	7140		65
70							20°	7020	37°	7430	46°	7740	53°	8050	58°	8250	62°	7430	65°	6560		70
75									31°	6120	42°	6430	50°	6730	55°	7030	60°	6780	63°	6010		75
80									24°	4990	38°	5310	47°	5600	53°	5880	57°	6160	61°	5500		80
85									14°	3980	33°	4340	43°	4630	50°	4890	55°	5160	59°	5020		85
90											27°	3480	39°	3780	47°	4020	52°	4270	57°	4530		90
95											20°	2700	35°	3010	44°	3260	50°	3500	54°	3740		95
100													30°	2330	40°	2570	47°	2800	52°	3040		100
105													25°	1710	36°	1960	44°	2180	50°	2400		105
110													17°	1130	32°	1400	41°	1620	47°	1840		110
115															27°	890	37°	1110	44°	1320		115
120																			41°	850		120
125																						125
130																						130
135																						135
140																						140
	0°	25000	0°	15900	0°	9650	0°	5800	0°	3550	0°	1850										
STOWED		910		650		510		420		350		310		270		240		220		200		
ERECTED		2440		2220		2100		2010		1960		1920		1890		1860		1850		1830		

DEDUCTIONS FOR JIB FROM MAIN BOOM CAPACITIES



# CODE 7

## MAIN BOOM




RADIUS (FT)	ANGLE	LIFTING CAP. (LBS)	ANGLE	LIFTING CAP. (LBS)	ANGLE	LIFTING CAP. (LBS)	ANGLE	LIFTING CAP. (LBS)	ANGLE	LIFTING CAP. (LBS)	ANGLE	LIFTING CAP. (LBS)	ANGLE	LIFTING CAP. (LBS)	ANGLE	LIFTING CAP. (LBS)	ANGLE	LIFTING CAP. (LBS)	ANGLE	LIFTING CAP. (LBS)	RADIUS (FT)	
LENGTH	39.8 FT		53 FT		66 FT		80 FT		93 FT		106 FT		120 FT		133 FT		146 FT		159 FT			
6	73°	130000	78°	58000																		6
8	70°	118100	76°	58000	79°	58000																8
10	67°	106200	73°	58000	77°	58000	80°	58000														10
12	64°	95900	71°	58000	75°	58000	78°	57900	80°	46400												12
15	59°	82800	68°	58000	73°	58000	76°	52300	79°	42400	80°	33500										15
20	50°	61200	61°	58000	68°	54000	72°	45000	75°	36800	78°	29320	80°	24490								20
25	40°	47000	55°	47900	63°	46500	69°	39000	72°	32300	75°	25820	77°	22030	79°	19070	81°	13000				25
30	26°	37400	48°	38300	58°	38900	65°	34400	69°	28560	72°	23200	75°	19670	77°	17290	79°	13000	81°	9450		30
35			40°	28860	53°	29640	61°	30300	66°	25390	69°	20660	73°	17630	75°	15630	77°	13000	79°	9500		35
40			31°	21960	47°	22710	56°	23330	62°	22930	66°	18500	70°	15830	73°	14190	75°	12500	77°	9500		40
45			17°	17090	40°	17880	52°	18450	58°	18900	63°	16680	67°	14300	71°	12870	73°	11600	75°	9500		45
50					33°	14310	47°	14860	55°	15290	60°	15090	65°	13020	68°	11930	71°	10620	73°	9000		50
55					24°	11540	42°	12100	51°	12500	57°	12840	62°	12020	66°	10840	69°	9720	71°	8450		55
60					5°	9230	36°	9900	47°	10290	54°	10610	59°	10940	63°	9880	67°	8880	70°	7780		60
65							29°	8110	42°	8490	50°	8800	56°	9140	61°	9030	64°	8130	68°	7140		65
70							20°	6590	37°	7000	46°	7310	53°	7620	58°	7930	62°	7430	65°	6560		70
75									31°	5730	42°	6030	50°	6330	55°	6630	60°	6780	63°	6010		75
80									24°	4620	38°	4940	47°	5230	53°	5510	57°	5790	61°	5500		80
85									14°	3640	33°	3990	43°	4280	50°	4550	55°	4810	59°	5020		85
90											27°	3150	39°	3460	47°	3700	52°	3950	57°	4210		90
95											20°	2400	35°	2710	44°	2950	50°	3200	54°	3440		95
100													30°	2040	40°	2290	47°	2520	52°	2750		100
105													25°	1440	36°	1690	44°	1910	50°	2140		105
110													17°	870	32°	1150	41°	1360	47°	1580		110
115																	37°	870	44°	1070		115
120																						120
125																						125
130																						130
135																						135
140																						140
	0°	24900	0°	15500	0°	9100	0°	5400	0°	3250	0°	1550										
STOWED		910		650		510		420		350		310		270		240		220		200		
ERECTED		2440		2220		2100		2010		1960		1920		1890		1860		1850		1830		

DEDUCTIONS FOR JIB FROM MAIN BOOM CAPACITIES

# CODE 8

## MAIN BOOM

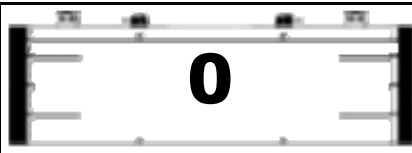


RADIUS (FT)	ANGLE	LIFTING CAP. (LBS)	ANGLE	LIFTING CAP. (LBS)	ANGLE	LIFTING CAP. (LBS)	ANGLE	LIFTING CAP. (LBS)	ANGLE	LIFTING CAP. (LBS)	ANGLE	LIFTING CAP. (LBS)	ANGLE	LIFTING CAP. (LBS)	ANGLE	LIFTING CAP. (LBS)	ANGLE	LIFTING CAP. (LBS)	RADIUS (FT)		
LENGTH	39.8 FT		53 FT		66 FT		80 FT		93 FT		106 FT		120 FT		133 FT		146 FT		159 FT		
6	73°	130000	78°	58000															6		
8	70°	118100	76°	58000	79°	58000													8		
10	67°	106200	73°	58000	77°	58000	80°	58000											10		
12	64°	95900	71°	58000	75°	58000	78°	57900	80°	46400									12		
15	59°	82800	68°	58000	73°	58000	76°	52300	79°	42400	80°	33500							15		
20	50°	60500	61°	58000	68°	54000	72°	45000	75°	36800	78°	29320	80°	24490					20		
25	40°	46500	55°	47400	63°	46500	69°	39000	72°	32300	75°	25820	77°	22030	79°	19070	81°	13000	25		
30	26°	36700	48°	37900	58°	38400	65°	34400	69°	28560	72°	23200	75°	19670	77°	17290	79°	13000	81°	9450	30
35			40°	27760	53°	28550	61°	29230	66°	25390	69°	20660	73°	17630	75°	15630	77°	13000	79°	9500	35
40			31°	21060	47°	21810	56°	22430	62°	22910	66°	18500	70°	15830	73°	14190	75°	12500	77°	9500	40
45			17°	16330	40°	17120	52°	17690	58°	18130	63°	16680	67°	14300	71°	12870	73°	11600	75°	9500	45
50					33°	13650	47°	14200	55°	14630	60°	14990	65°	13020	68°	11930	71°	10620	73°	9000	50
55					24°	10960	42°	11510	51°	11920	57°	12260	62°	12020	66°	10840	69°	9720	71°	8450	55
60					5°	8710	36°	9380	47°	9770	54°	10090	59°	10450	63°	9880	67°	8880	70°	7780	60
65							29°	7630	42°	8020	50°	8320	56°	8670	61°	9000	64°	8130	68°	7140	65
70							20°	6160	37°	6560	46°	6870	53°	7190	58°	7500	62°	7430	65°	6560	70
75									31°	5330	42°	5640	50°	5940	55°	6230	60°	6530	63°	6010	75
80									24°	4260	38°	4570	47°	4870	53°	5140	57°	5420	61°	5500	80
85									14°	3290	33°	3650	43°	3940	50°	4200	55°	4470	59°	4750	85
90											27°	2830	39°	3130	47°	3380	52°	3630	57°	3890	90
95											20°	2090	35°	2410	44°	2650	50°	2890	54°	3140	95
100													30°	1760	40°	2000	47°	2230	52°	2470	100
105													25°	1170	36°	1420	44°	1640	50°	1870	105
110															32°	890	41°	1110	47°	1320	110
115																			44°	830	115
120																					120
125																					125
130																					130
135																					135
140																					140
	0°	24750	0°	14750	0°	8600	0°	5000	0°	2900	0°	1300									
STOWED		910		650		510		420		350		310		270		240		220		200	
ERECTED		2440		2220		2100		2010		1960		1920		1890		1860		1850		1830	

DEDUCTIONS FOR JIB FROM MAIN BOOM CAPACITIES

# CODE 9

## MAIN BOOM

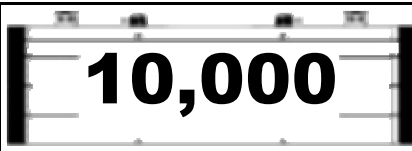


RADIUS (FT)	ANGLE	LIFTING CAP. (LBS)	ANGLE	LIFTING CAP. (LBS)	ANGLE	LIFTING CAP. (LBS)	ANGLE	LIFTING CAP. (LBS)	ANGLE	LIFTING CAP. (LBS)	ANGLE	LIFTING CAP. (LBS)	ANGLE	LIFTING CAP. (LBS)	ANGLE	LIFTING CAP. (LBS)	ANGLE	LIFTING CAP. (LBS)	ANGLE	LIFTING CAP. (LBS)	RADIUS (FT)	
LENGTH	39.8 FT		53 FT		66 FT		80 FT		93 FT		106 FT		120 FT		133 FT		146 FT		159 FT			
6	73°	130000	78°	58000																		6
8	70°	118100	76°	58000	79°	58000																8
10	67°	106200	73°	58000	77°	58000	80°	58000														10
12	64°	95900	71°	58000	75°	58000	78°	57900	80°	46400												12
15	59°	82500	68°	58000	73°	58000	76°	52300	79°	42400	80°	33500										15
20	50°	59900	61°	58000	68°	54000	72°	45000	75°	36800	78°	29320	80°	24490								20
25	40°	46000	55°	46900	63°	46500	69°	39000	72°	32300	75°	25820	77°	22030	79°	19070	81°	13000				25
30	26°	35300	48°	36600	58°	37500	65°	34400	69°	28560	72°	23200	75°	19670	77°	17290	79°	13000	81°	9450		30
35			40°	26660	53°	27450	61°	28130	66°	25390	69°	20660	73°	17630	75°	15630	77°	13000	79°	9500		35
40			31°	20160	47°	20910	56°	21530	62°	22010	66°	18500	70°	15830	73°	14190	75°	12500	77°	9500		40
45			17°	15570	40°	16360	52°	16930	58°	17370	63°	16680	67°	14300	71°	12870	73°	11600	75°	9500		45
50					33°	12990	47°	13540	55°	13970	60°	14330	65°	13020	68°	11930	71°	10620	73°	9000		50
55					24°	10380	42°	10930	51°	11330	57°	11670	62°	12020	66°	10840	69°	9720	71°	8450		55
60					5°	8190	36°	8860	47°	9250	54°	9570	59°	9930	63°	9880	67°	8880	70°	7780		60
65							29°	7160	42°	7550	50°	7850	56°	8190	61°	8530	64°	8130	68°	7140		65
70							20°	5730	37°	6130	46°	6440	53°	6750	58°	7070	62°	7400	65°	6560		70
75									31°	4930	42°	5240	50°	5540	55°	5830	60°	6130	63°	6010		75
80									24°	3890	38°	4210	47°	4500	53°	4780	57°	5060	61°	5360		80
85									14°	2950	33°	3310	43°	3600	50°	3860	55°	4130	59°	4410		85
90											27°	2510	39°	2810	47°	3060	52°	3310	57°	3570		90
95											20°	1790	35°	2110	44°	2350	50°	2590	54°	2830		95
100													30°	1480	40°	1720	47°	1950	52°	2180		100
105													25°	900	36°	1150	44°	1370	50°	1600		105
110																	41°	850	47°	1070		110
115																						115
120																						120
125																						125
130																						130
135																						135
140																						140
	0°	24500	0°	14050	0°	8100	0°	4600	0°	2550	0°	1000										
STOWED		910		650		510		420		350		310		270		240		220		200		
ERECTED		2440		2220		2100		2010		1960		1920		1890		1860		1850		1830		

DEDUCTIONS FOR JIB FROM MAIN BOOM CAPACITIES

# CODE 10

## MAIN BOOM

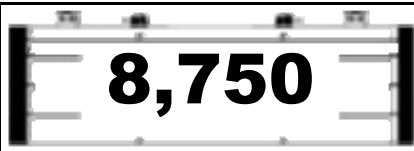


RADIUS (FT)	ANGLE	LIFTING CAP. (LBS)	ANGLE	LIFTING CAP. (LBS)	ANGLE	LIFTING CAP. (LBS)	ANGLE	LIFTING CAP. (LBS)	ANGLE	LIFTING CAP. (LBS)	ANGLE	LIFTING CAP. (LBS)	ANGLE	LIFTING CAP. (LBS)	ANGLE	LIFTING CAP. (LBS)	ANGLE	LIFTING CAP. (LBS)	ANGLE	LIFTING CAP. (LBS)	RADIUS (FT)	
LENGTH	39.8 FT		53 FT		66 FT		80 FT		93 FT		106 FT		120 FT		133 FT		146 FT		159 FT			
6	73°	130000	78°	58000																		6
8	70°	118100	76°	58000	79°	58000																8
10	67°	106200	73°	58000	77°	58000	80°	58000														10
12	64°	95900	71°	58000	75°	58000	78°	57900	80°	46400												12
15	59°	82800	68°	58000	73°	58000	76°	52300	79°	42400	80°	33500										15
20	50°	65100	61°	58000	68°	54000	72°	45000	75°	36800	78°	29320	80°	24490								20
25	40°	50200	55°	51000	63°	46500	69°	39000	72°	32300	75°	25820	77°	22030	79°	19070	81°	13000				25
30	26°	40000	48°	41000	58°	40500	65°	34400	69°	28560	72°	23200	75°	19670	77°	17290	79°	13000	81°	9450		30
35			40°	33700	53°	34200	61°	30500	66°	25390	69°	20660	73°	17630	75°	15630	77°	13000	79°	9500		35
40			31°	28220	47°	28780	56°	27250	62°	22930	66°	18500	70°	15830	73°	14190	75°	12500	77°	9500		40
45			17°	23840	40°	24460	52°	24510	58°	20640	63°	16680	67°	14300	71°	12870	73°	11600	75°	9500		45
50					33°	20980	47°	21420	55°	18740	60°	15090	65°	13020	68°	11930	71°	10620	73°	9000		50
55					24°	17660	42°	18160	51°	17030	57°	13690	62°	12020	66°	10840	69°	9720	71°	8450		55
60					5°	12810	36°	15450	47°	15540	54°	12460	59°	10940	63°	9880	67°	8880	70°	7780		60
65							29°	13220	42°	13570	50°	11570	56°	9960	61°	9030	64°	8130	68°	7140		65
70							20°	11320	37°	11700	46°	10590	53°	9100	58°	8250	62°	7430	65°	6560		70
75									31°	10110	42°	9700	50°	8300	55°	7530	60°	6780	63°	6010		75
80									24°	8720	38°	8890	47°	7580	53°	6870	57°	6190	61°	5500		80
85									14°	7480	33°	7820	43°	6940	50°	6280	55°	5670	59°	5020		85
90											27°	6760	39°	6350	47°	5720	52°	5160	57°	4560		90
95											20°	5800	35°	5790	44°	5200	50°	4690	54°	4150		95
100													30°	5260	40°	4740	47°	4250	52°	3760		100
105													25°	4490	36°	4300	44°	3840	50°	3400		105
110													17°	3780	32°	3900	41°	3460	47°	3050		110
115															27°	3410	37°	3100	44°	2720		115
120															22°	2810	34°	2770	41°	2410		120
125															13°	2240	29°	2460	38°	2110		125
130																	25°	2010	35°	1820		130
135																	18°	1520	31°	1540		135
140																	3°	970	27°	1280		140
145																			22°	900		145
	0°	25350	0°	19200	0°	12600	0°	7200	0°	5900	0°	2600	0°	1650	0°	1250	0°	900				
STOWED		910		650		510		420		350		310		270		240		220		200		
ERECTED		2440		2220		2100		2010		1960		1920		1890		1860		1850		1830		

DEDUCTIONS FOR JIB FROM MAIN BOOM CAPACITIES

# CODE 11

## MAIN BOOM

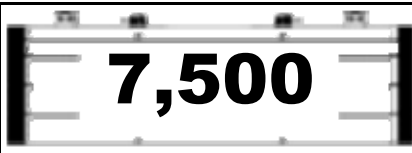


RADIUS (FT)	ANGLE	LIFTING CAP. (LBS)	ANGLE	LIFTING CAP. (LBS)	ANGLE	LIFTING CAP. (LBS)	ANGLE	LIFTING CAP. (LBS)	ANGLE	LIFTING CAP. (LBS)	ANGLE	LIFTING CAP. (LBS)	ANGLE	LIFTING CAP. (LBS)	ANGLE	LIFTING CAP. (LBS)	ANGLE	LIFTING CAP. (LBS)	ANGLE	LIFTING CAP. (LBS)	RADIUS (FT)	
LENGTH	39.8 FT		53 FT		66 FT		80 FT		93 FT		106 FT		120 FT		133 FT		146 FT		159 FT			
6	73°	130000	78°	58000																		6
8	70°	118100	76°	58000	79°	58000																8
10	67°	106200	73°	58000	77°	58000	80°	58000														10
12	64°	95900	71°	58000	75°	58000	78°	57900	80°	46400												12
15	59°	82800	68°	58000	73°	58000	76°	52300	79°	42400	80°	33500										15
20	50°	64400	61°	58000	68°	54000	72°	45000	75°	36800	78°	29320	80°	24490								20
25	40°	49700	55°	50500	63°	46500	69°	39000	72°	32300	75°	25820	77°	22030	79°	19070	81°	13000				25
30	26°	39600	48°	40500	58°	40500	65°	34400	69°	28560	72°	23200	75°	19670	77°	17290	79°	13000	81°	9450		30
35			40°	33300	53°	33900	61°	30500	66°	25390	69°	20660	73°	17630	75°	15630	77°	13000	79°	9500		35
40			31°	27890	47°	28450	56°	27250	62°	22930	66°	18500	70°	15830	73°	14190	75°	12500	77°	9500		40
45			17°	23540	40°	24170	52°	24510	58°	20640	63°	16680	67°	14300	71°	12870	73°	11600	75°	9500		45
50					33°	20480	47°	20970	55°	18740	60°	15090	65°	13020	68°	11930	71°	10620	73°	9000		50
55					24°	17160	42°	17660	51°	17030	57°	13690	62°	12020	66°	10840	69°	9720	71°	8450		55
60					5°	12810	36°	15000	47°	15360	54°	12460	59°	10940	63°	9880	67°	8880	70°	7780		60
65							29°	12800	42°	13160	50°	11570	56°	9960	61°	9030	64°	8130	68°	7140		65
70							20°	10950	37°	11320	46°	10590	53°	9100	58°	8250	62°	7430	65°	6560		70
75									31°	9760	42°	9700	50°	8300	55°	7530	60°	6780	63°	6010		75
80									24°	8400	38°	8700	47°	7580	53°	6870	57°	6190	61°	5500		80
85									14°	7180	33°	7520	43°	6940	50°	6280	55°	5670	59°	5020		85
90											27°	6480	39°	6350	47°	5720	52°	5160	57°	4560		90
95											20°	5540	35°	5790	44°	5200	50°	4690	54°	4150		95
100													30°	5010	40°	4740	47°	4250	52°	3760		100
105													25°	4250	36°	4300	44°	3840	50°	3400		105
110													17°	3550	32°	3820	41°	3460	47°	3050		110
115															27°	3190	37°	3100	44°	2720		115
120															22°	2610	34°	2770	41°	2410		120
125															13°	2040	29°	2310	38°	2110		125
130																25°	1820	35°	1820		130	130
135																18°	1340	31°	1540		135	135
140																3°	800	27°	1140		140	140
145																		22°	730		145	145
	0°	25300	0°	19000	0°	12600	0°	7150	0°	5750	0°	2650	0°	1600	0°	1150	0°	750				
STOWED		910		650		510		420		350		310		270		240		220		200		
ERECTED		2440		2220		2100		2010		1960		1920		1890		1860		1850		1830		

DEDUCTIONS FOR JIB FROM MAIN BOOM CAPACITIES

# CODE 12

## MAIN BOOM

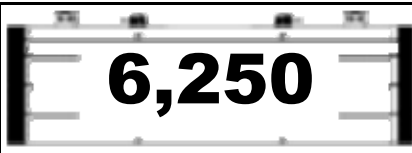


RADIUS (FT)	ANGLE	LIFTING CAP. (LBS)	ANGLE	LIFTING CAP. (LBS)	ANGLE	LIFTING CAP. (LBS)	ANGLE	LIFTING CAP. (LBS)	ANGLE	LIFTING CAP. (LBS)	ANGLE	LIFTING CAP. (LBS)	ANGLE	LIFTING CAP. (LBS)	ANGLE	LIFTING CAP. (LBS)	ANGLE	LIFTING CAP. (LBS)	ANGLE	LIFTING CAP. (LBS)	RADIUS (FT)	
LENGTH	39.8 FT		53 FT		66 FT		80 FT		93 FT		106 FT		120 FT		133 FT		146 FT		159 FT			
6	73°	130000	78°	58000																		6
8	70°	118100	76°	58000	79°	58000																8
10	67°	106200	73°	58000	77°	58000	80°	58000														10
12	64°	95900	71°	58000	75°	58000	78°	57900	80°	46400												12
15	59°	82800	68°	58000	73°	58000	76°	52300	79°	42400	80°	33500										15
20	50°	63800	61°	58000	68°	54000	72°	45000	75°	36800	78°	29320	80°	24490								20
25	40°	49100	55°	50000	63°	46500	69°	39000	72°	32300	75°	25820	77°	22030	79°	19070	81°	13000				25
30	26°	39200	48°	40100	58°	40500	65°	34400	69°	28560	72°	23200	75°	19670	77°	17290	79°	13000	81°	9450		30
35			40°	32900	53°	33500	61°	30500	66°	25390	69°	20660	73°	17630	75°	15630	77°	13000	79°	9500		35
40			31°	27550	47°	28110	56°	27250	62°	22930	66°	18500	70°	15830	73°	14190	75°	12500	77°	9500		40
45			17°	23240	40°	23870	52°	24310	58°	20640	63°	16680	67°	14300	71°	12870	73°	11600	75°	9500		45
50					33°	19910	47°	20410	55°	18740	60°	15090	65°	13020	68°	11930	71°	10620	73°	9000		50
55					24°	16650	42°	17160	51°	17030	57°	13690	62°	12020	66°	10840	69°	9720	71°	8450		55
60					5°	12810	36°	14550	47°	14900	54°	12460	59°	10940	63°	9880	67°	8880	70°	7780		60
65							29°	12390	42°	12750	50°	11570	56°	9960	61°	9030	64°	8130	68°	7140		65
70							20°	10570	37°	10950	46°	10590	53°	9100	58°	8250	62°	7430	65°	6560		70
75									31°	9410	42°	9700	50°	8300	55°	7530	60°	6780	63°	6010		75
80									24°	8080	38°	8370	47°	7580	53°	6870	57°	6190	61°	5500		80
85									14°	6880	33°	7220	43°	6940	50°	6280	55°	5670	59°	5020		85
90											27°	6190	39°	6350	47°	5720	52°	5160	57°	4560		90
95											20°	5270	35°	5570	44°	5200	50°	4690	54°	4150		95
100													30°	4750	40°	4740	47°	4250	52°	3760		100
105													25°	4010	36°	4250	44°	3840	50°	3400		105
110													17°	3320	32°	3590	41°	3460	47°	3050		110
115															27°	2980	37°	3100	44°	2720		115
120															22°	2400	34°	2630	41°	2410		120
125															13°	1850	29°	2120	38°	2110		125
130																	25°	1630	35°	1820		130
135																	18°	1160	31°	1380		135
140																			27°	970		140
145																						145
	0°	25200	0°	18850	0°	12600	0°	7100	0°	5600	0°	2650	0°	1550	0°	1050						
STOWED		910		650		510		420		350		310		270		240		220		200		
ERECTED		2440		2220		2100		2010		1960		1920		1890		1860		1850		1830		

DEDUCTIONS FOR JIB FROM MAIN BOOM CAPACITIES

# CODE 13

## MAIN BOOM



RADIUS (FT)	ANGLE	LIFTING CAP. (LBS)	ANGLE	LIFTING CAP. (LBS)	ANGLE	LIFTING CAP. (LBS)	ANGLE	LIFTING CAP. (LBS)	ANGLE	LIFTING CAP. (LBS)	ANGLE	LIFTING CAP. (LBS)	ANGLE	LIFTING CAP. (LBS)	ANGLE	LIFTING CAP. (LBS)	ANGLE	LIFTING CAP. (LBS)	ANGLE	LIFTING CAP. (LBS)	RADIUS (FT)	
LENGTH	39.8 FT		53 FT		66 FT		80 FT		93 FT		106 FT		120 FT		133 FT		146 FT		159 FT			
6	73°	130000	78°	58000																		6
8	70°	118100	76°	58000	79°	58000																8
10	67°	106200	73°	58000	77°	58000	80°	58000														10
12	64°	95900	71°	58000	75°	58000	78°	57900	80°	46400												12
15	59°	82800	68°	58000	73°	58000	76°	52300	79°	42400	80°	33500										15
20	50°	63100	61°	58000	68°	54000	72°	45000	75°	36800	78°	29320	80°	24490								20
25	40°	48600	55°	49500	63°	46500	69°	39000	72°	32300	75°	25820	77°	22030	79°	19070	81°	13000				25
30	26°	38700	48°	39700	58°	40200	65°	34400	69°	28560	72°	23200	75°	19670	77°	17290	79°	13000	81°	9450		30
35			40°	32600	53°	33100	61°	30500	66°	25390	69°	20660	73°	17630	75°	15630	77°	13000	79°	9500		35
40			31°	27220	47°	27780	56°	27250	62°	22930	66°	18500	70°	15830	73°	14190	75°	12500	77°	9500		40
45			17°	22710	40°	23420	52°	23930	58°	20640	63°	16680	67°	14300	71°	12870	73°	11600	75°	9500		45
50					33°	19350	47°	19840	55°	18740	60°	15090	65°	13020	68°	11930	71°	10620	73°	9000		50
55					24°	16150	42°	16650	51°	17020	57°	13690	62°	12020	66°	10840	69°	9720	71°	8450		55
60					5°	12810	36°	14090	47°	14450	54°	12460	59°	10940	63°	9880	67°	8880	70°	7780		60
65							29°	11980	42°	12340	50°	11570	56°	9960	61°	9030	64°	8130	68°	7140		65
70							20°	10190	37°	10570	46°	10590	53°	9100	58°	8250	62°	7430	65°	6560		70
75									31°	9060	42°	9350	50°	8300	55°	7530	60°	6780	63°	6010		75
80									24°	7750	38°	8050	47°	7580	53°	6870	57°	6190	61°	5500		80
85									14°	6580	33°	6910	43°	6940	50°	6280	55°	5670	59°	5020		85
90											27°	5910	39°	6200	47°	5720	52°	5160	57°	4560		90
95											20°	5010	35°	5300	44°	5200	50°	4690	54°	4150		95
100													30°	4500	40°	4730	47°	4250	52°	3760		100
105													25°	3770	36°	4010	44°	3840	50°	3400		105
110													17°	3100	32°	3360	41°	3460	47°	3050		110
115															27°	2760	37°	2970	44°	2720		115
120															22°	2200	34°	2420	41°	2410		120
125															13°	1650	29°	1920	38°	2110		125
130																	25°	1440	35°	1640		130
135																	18°	980	31°	1200		135
140																			27°	800		140
145																						145
	0°	25100	0°	18550	0°	12600	0°	7050	0°	5400	0°	2650	0°	1550	0°	950						
STOWED		910		650		510		420		350		310		270		240		220		200		
ERECTED		2440		2220		2100		2010		1960		1920		1890		1860		1850		1830		

DEDUCTIONS FOR JIB FROM MAIN BOOM CAPACITIES

# CODE 14

## MAIN BOOM



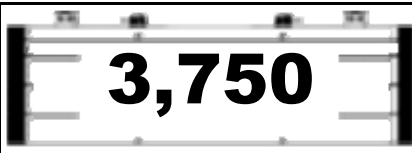
RADIUS (FT)	ANGLE	LIFTING CAP. (LBS)	ANGLE	LIFTING CAP. (LBS)	ANGLE	LIFTING CAP. (LBS)	ANGLE	LIFTING CAP. (LBS)	ANGLE	LIFTING CAP. (LBS)	ANGLE	LIFTING CAP. (LBS)	ANGLE	LIFTING CAP. (LBS)	ANGLE	LIFTING CAP. (LBS)	ANGLE	LIFTING CAP. (LBS)	ANGLE	LIFTING CAP. (LBS)	RADIUS (FT)	
LENGTH	39.8 FT		53 FT		66 FT		80 FT		93 FT		106 FT		120 FT		133 FT		146 FT		159 FT			
6	73°	130000	78°	58000																		6
8	70°	118100	76°	58000	79°	58000																8
10	67°	106200	73°	58000	77°	58000	80°	58000														10
12	64°	95900	71°	58000	75°	58000	78°	57900	80°	46400												12
15	59°	82800	68°	58000	73°	58000	76°	52300	79°	42400	80°	33500										15
20	50°	62500	61°	58000	68°	54000	72°	45000	75°	36800	78°	29320	80°	24490								20
25	40°	48100	55°	48900	63°	46500	69°	39000	72°	32300	75°	25820	77°	22030	79°	19070	81°	13000				25
30	26°	38300	48°	39200	58°	39800	65°	34400	69°	28560	72°	23200	75°	19670	77°	17290	79°	13000	81°	9450		30
35			40°	32200	53°	32700	61°	30500	66°	25390	69°	20660	73°	17630	75°	15630	77°	13000	79°	9500		35
40			31°	26890	47°	27450	56°	27250	62°	22930	66°	18500	70°	15830	73°	14190	75°	12500	77°	9500		40
45			17°	22070	40°	22770	52°	23280	58°	20640	63°	16680	67°	14300	71°	12870	73°	11600	75°	9500		45
50					33°	18780	47°	19280	55°	18740	60°	15090	65°	13020	68°	11930	71°	10620	73°	9000		50
55					24°	15650	42°	16150	51°	16520	57°	13690	62°	12020	66°	10840	69°	9720	71°	8450		55
60					5°	12810	36°	13640	47°	14000	54°	12460	59°	10940	63°	9880	67°	8880	70°	7780		60
65							29°	11570	42°	11930	50°	11570	56°	9960	61°	9030	64°	8130	68°	7140		65
70							20°	9820	37°	10190	46°	10480	53°	9100	58°	8250	62°	7430	65°	6560		70
75									31°	8720	42°	9000	50°	8300	55°	7530	60°	6780	63°	6010		75
80									24°	7430	38°	7730	47°	7580	53°	6870	57°	6190	61°	5500		80
85									14°	6280	33°	6610	43°	6890	50°	6280	55°	5670	59°	5020		85
90											27°	5630	39°	5910	47°	5720	52°	5160	57°	4560		90
95											20°	4740	35°	5040	44°	5200	50°	4690	54°	4150		95
100													30°	4250	40°	4480	47°	4250	52°	3760		100
105													25°	3540	36°	3770	44°	3840	50°	3400		105
110													17°	2870	32°	3140	41°	3350	47°	3050		110
115															27°	2540	37°	2760	44°	2720		115
120															22°	1990	34°	2220	41°	2410		120
125															13°	1450	29°	1720	38°	1920		125
130																	25°	1250	35°	1450		130
135																	18°	800	31°	1020		135
140																						140
145																						145
	0°	25050	0°	18200	0°	12600	0°	7000	0°	5250	0°	2650	0°	1500	0°	850						
STOWED		910		650		510		420		350		310		270		240		220		200		
ERECTED		2440		2220		2100		2010		1960		1920		1890		1860		1850		1830		

DEDUCTIONS FOR JIB FROM MAIN BOOM CAPACITIES



# CODE 15

## MAIN BOOM



RADIUS (FT)	ANGLE	LIFTING CAP. (LBS)	ANGLE	LIFTING CAP. (LBS)	ANGLE	LIFTING CAP. (LBS)	ANGLE	LIFTING CAP. (LBS)	ANGLE	LIFTING CAP. (LBS)	ANGLE	LIFTING CAP. (LBS)	ANGLE	LIFTING CAP. (LBS)	ANGLE	LIFTING CAP. (LBS)	ANGLE	LIFTING CAP. (LBS)	ANGLE	LIFTING CAP. (LBS)	RADIUS (FT)	
LENGTH	39.8 FT		53 FT		66 FT		80 FT		93 FT		106 FT		120 FT		133 FT		146 FT		159 FT			
6	73°	130000	78°	58000																		6
8	70°	118100	76°	58000	79°	58000																8
10	67°	106200	73°	58000	77°	58000	80°	58000														10
12	64°	95900	71°	58000	75°	58000	78°	57900	80°	46400												12
15	59°	82800	68°	58000	73°	58000	76°	52300	79°	42400	80°	33500										15
20	50°	61800	61°	58000	68°	54000	72°	45000	75°	36800	78°	29320	80°	24490								20
25	40°	47600	55°	48400	63°	46500	69°	39000	72°	32300	75°	25820	77°	22030	79°	19070	81°	13000				25
30	26°	37900	48°	38800	58°	39300	65°	34400	69°	28560	72°	23200	75°	19670	77°	17290	79°	13000	81°	9450		30
35			40°	31800	53°	32300	61°	30500	66°	25390	69°	20660	73°	17630	75°	15630	77°	13000	79°	9500		35
40			31°	26560	47°	27120	56°	27250	62°	22930	66°	18500	70°	15830	73°	14190	75°	12500	77°	9500		40
45			17°	21420	40°	22130	52°	22630	58°	20640	63°	16680	67°	14300	71°	12870	73°	11600	75°	9500		45
50					33°	18220	47°	18710	55°	18740	60°	15090	65°	13020	68°	11930	71°	10620	73°	9000		50
55					24°	15150	42°	15650	51°	16020	57°	13690	62°	12020	66°	10840	69°	9720	71°	8450		55
60					5°	12570	36°	13190	47°	13550	54°	12460	59°	10940	63°	9880	67°	8880	70°	7780		60
65							29°	11160	42°	11520	50°	11570	56°	9960	61°	9030	64°	8130	68°	7140		65
70							20°	9440	37°	9820	46°	10100	53°	9100	58°	8250	62°	7430	65°	6560		70
75									31°	8370	42°	8650	50°	8300	55°	7530	60°	6780	63°	6010		75
80									24°	7110	38°	7400	47°	7580	53°	6870	57°	6190	61°	5500		80
85									14°	5980	33°	6310	43°	6580	50°	6280	55°	5670	59°	5020		85
90											27°	5350	39°	5630	47°	5720	52°	5160	57°	4560		90
95											20°	4470	35°	4770	44°	5000	50°	4690	54°	4150		95
100													30°	4000	40°	4230	47°	4250	52°	3760		100
105													25°	3300	36°	3540	44°	3750	50°	3400		105
110													17°	2650	32°	2910	41°	3120	47°	3050		110
115															27°	2330	37°	2540	44°	2720		115
120															22°	1790	34°	2010	41°	2210		120
125															13°	1260	29°	1530	38°	1720		125
130																	25°	1060	35°	1260		130
135																			31°	840		135
140																						140
145																						145
	0°	24950	0°	17850	0°	12350	0°	6950	0°	5100	0°	2700	0°	1450	0°	700						
STOWED		910		650		510		420		350		310		270		240		220		200		
ERECTED		2440		2220		2100		2010		1960		1920		1890		1860		1850		1830		

DEDUCTIONS FOR JIB FROM MAIN BOOM CAPACITIES

# CODE 16

## MAIN BOOM



RADIUS (FT)	ANGLE	LIFTING CAP. (LBS)	ANGLE	LIFTING CAP. (LBS)	ANGLE	LIFTING CAP. (LBS)	ANGLE	LIFTING CAP. (LBS)	ANGLE	LIFTING CAP. (LBS)	ANGLE	LIFTING CAP. (LBS)	ANGLE	LIFTING CAP. (LBS)	ANGLE	LIFTING CAP. (LBS)	ANGLE	LIFTING CAP. (LBS)	ANGLE	LIFTING CAP. (LBS)	RADIUS (FT)	
LENGTH	39.8 FT		53 FT		66 FT		80 FT		93 FT		106 FT		120 FT		133 FT		146 FT		159 FT			
6	73°	130000	78°	58000																		6
8	70°	118100	76°	58000	79°	58000																8
10	67°	106200	73°	58000	77°	58000	80°	58000														10
12	64°	95900	71°	58000	75°	58000	78°	57900	80°	46400												12
15	59°	82800	68°	58000	73°	58000	76°	52300	79°	42400	80°	33500										15
20	50°	61200	61°	58000	68°	54000	72°	45000	75°	36800	78°	29320	80°	24490								20
25	40°	47000	55°	47900	63°	46500	69°	39000	72°	32300	75°	25820	77°	22030	79°	19070	81°	13000				25
30	26°	37400	48°	38300	58°	38900	65°	34400	69°	28560	72°	23200	75°	19670	77°	17290	79°	13000	81°	9450		30
35			40°	31400	53°	32000	61°	30500	66°	25390	69°	20660	73°	17630	75°	15630	77°	13000	79°	9500		35
40			31°	25900	47°	26560	56°	27100	62°	22930	66°	18500	70°	15830	73°	14190	75°	12500	77°	9500		40
45			17°	20770	40°	21480	52°	21990	58°	20640	63°	16680	67°	14300	71°	12870	73°	11600	75°	9500		45
50					33°	17650	47°	18140	55°	18540	60°	15090	65°	13020	68°	11930	71°	10620	73°	9000		50
55					24°	14640	42°	15150	51°	15520	57°	13690	62°	12020	66°	10840	69°	9720	71°	8450		55
60					5°	12120	36°	12740	47°	13090	54°	12460	59°	10940	63°	9880	67°	8880	70°	7780		60
65							29°	10750	42°	11110	50°	11390	56°	9960	61°	9030	64°	8130	68°	7140		65
70							20°	9060	37°	9440	46°	9730	53°	9100	58°	8250	62°	7430	65°	6560		70
75									31°	8020	42°	8310	50°	8300	55°	7530	60°	6780	63°	6010		75
80									24°	6780	38°	7080	47°	7350	53°	6870	57°	6190	61°	5500		80
85									14°	5680	33°	6010	43°	6280	50°	6280	55°	5670	59°	5020		85
90											27°	5060	39°	5350	47°	5580	52°	5160	57°	4560		90
95											20°	4210	35°	4510	44°	4740	50°	4690	54°	4150		95
100													30°	3750	40°	3980	47°	4200	52°	3760		100
105													25°	3060	36°	3300	44°	3520	50°	3400		105
110													17°	2420	32°	2690	41°	2890	47°	3050		110
115															27°	2110	37°	2330	44°	2530		115
120															22°	1580	34°	1810	41°	2010		120
125															13°	1060	29°	1330	38°	1520		125
130																	25°	870	35°	1080		130
135																						135
140																						140
145																						145
	0°	24900	0°	17500	0°	11950	0°	6900	0°	4900	0°	2700	0°	1450								
STOWED		910		650		510		420		350		310		270		240		220		200		
ERECTED		2440		2220		2100		2010		1960		1920		1890		1860		1850		1830		

DEDUCTIONS FOR JIB FROM MAIN BOOM CAPACITIES

# CODE 17

## MAIN BOOM

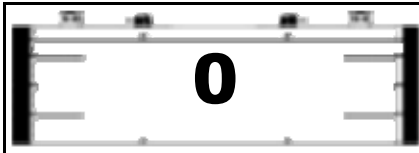


RADIUS (FT)	ANGLE	LIFTING CAP. (LBS)	ANGLE	LIFTING CAP. (LBS)	ANGLE	LIFTING CAP. (LBS)	ANGLE	LIFTING CAP. (LBS)	ANGLE	LIFTING CAP. (LBS)	ANGLE	LIFTING CAP. (LBS)	ANGLE	LIFTING CAP. (LBS)	ANGLE	LIFTING CAP. (LBS)	ANGLE	LIFTING CAP. (LBS)	ANGLE	LIFTING CAP. (LBS)	RADIUS (FT)	
LENGTH	39.8 FT		53 FT		66 FT		80 FT		93 FT		106 FT		120 FT		133 FT		146 FT		159 FT			
6	73°	130000	78°	58000																		6
8	70°	118100	76°	58000	79°	58000																8
10	67°	106200	73°	58000	77°	58000	80°	58000														10
12	64°	96100	71°	58000	75°	58000	78°	57900	80°	46400												12
15	59°	83000	68°	58000	73°	58000	76°	52300	79°	42400	80°	33500										15
20	50°	60700	61°	58000	68°	54000	72°	45000	75°	36800	78°	29320	80°	24490								20
25	40°	46600	55°	47600	63°	46500	69°	39000	72°	32300	75°	25820	77°	22030	79°	19070	81°	13000				25
30	26°	37000	48°	37900	58°	38400	65°	34400	69°	28560	72°	23200	75°	19670	77°	17290	79°	13000	81°	9450		30
35			40°	31100	53°	31600	61°	30500	66°	25390	69°	20660	73°	17630	75°	15630	77°	13000	79°	9500		35
40			31°	25140	47°	25810	56°	26350	62°	22930	66°	18500	70°	15830	73°	14190	75°	12500	77°	9500		40
45			17°	20130	40°	20830	52°	21340	58°	20640	63°	16680	67°	14300	71°	12870	73°	11600	75°	9500		45
50					33°	17090	47°	17580	55°	17970	60°	15090	65°	13020	68°	11930	71°	10620	73°	9000		50
55					24°	14140	42°	14640	51°	15010	57°	13690	62°	12020	66°	10840	69°	9720	71°	8450		55
60					5°	11670	36°	12280	47°	12640	54°	12460	59°	10940	63°	9880	67°	8880	70°	7780		60
65							29°	10340	42°	10690	50°	10970	56°	9960	61°	9030	64°	8130	68°	7140		65
70							20°	8690	37°	9060	46°	9350	53°	9100	58°	8250	62°	7430	65°	6560		70
75									31°	7670	42°	7960	50°	8240	55°	7530	60°	6780	63°	6010		75
80									24°	6460	38°	6760	47°	7030	53°	6870	57°	6190	61°	5500		80
85									14°	5370	33°	5710	43°	5980	50°	6230	55°	5670	59°	5020		85
90											27°	4780	39°	5060	47°	5300	52°	5160	57°	4560		90
95											20°	3940	35°	4240	44°	4470	50°	4690	54°	4150		95
100													30°	3500	40°	3730	47°	3950	52°	3760		100
105													25°	2820	36°	3060	44°	3280	50°	3400		105
110													17°	2190	32°	2460	41°	2670	47°	2880		110
115															27°	1900	37°	2110	44°	2310		115
120															22°	1370	34°	1600	41°	1800		120
125															13°	860	29°	1130	38°	1330		125
130																			35°	890		130
135																						135
140																						140
145																						145
	0°	24800	0°	17150	0°	11500	0°	6800	0°	4750	0°	2700	0°	1400								
STOWED		910		650		510		420		350		310		270		240		220		200		
ERECTED		2440		2220		2100		2010		1960		1920		1890		1860		1850		1830		

DEDUCTIONS FOR JIB FROM MAIN BOOM CAPACITIES

# CODE 18

## MAIN BOOM




RADIUS (FT)	ANGLE	LIFTING CAP. (LBS)	ANGLE	LIFTING CAP. (LBS)	ANGLE	LIFTING CAP. (LBS)	ANGLE	LIFTING CAP. (LBS)	ANGLE	LIFTING CAP. (LBS)	ANGLE	LIFTING CAP. (LBS)	ANGLE	LIFTING CAP. (LBS)	ANGLE	LIFTING CAP. (LBS)	ANGLE	LIFTING CAP. (LBS)	ANGLE	LIFTING CAP. (LBS)	RADIUS (FT)	
LENGTH	39.8 FT		53 FT		66 FT		80 FT		93 FT		106 FT		120 FT		133 FT		146 FT		159 FT			
6	73°	130000	78°	58000																		6
8	70°	118100	76°	58000	79°	58000																8
10	67°	106200	73°	58000	77°	58000	80°	58000														10
12	64°	95900	71°	58000	75°	58000	78°	57900	80°	46400												12
15	59°	82500	68°	58000	73°	58000	76°	52300	79°	42400	80°	33500										15
20	50°	59900	61°	58000	68°	54000	72°	45000	75°	36800	78°	29320	80°	24490								20
25	40°	46000	55°	46900	63°	46500	69°	39000	72°	32300	75°	25820	77°	22030	79°	19070	81°	13000				25
30	26°	36500	48°	37500	58°	38000	65°	34400	69°	28560	72°	23200	75°	19670	77°	17290	79°	13000	81°	9450		30
35			40°	30700	53°	31200	61°	30500	66°	25390	69°	20660	73°	17630	75°	15630	77°	13000	79°	9500		35
40			31°	24390	47°	25050	56°	25590	62°	22930	66°	18500	70°	15830	73°	14190	75°	12500	77°	9500		40
45			17°	19480	40°	20190	52°	20700	58°	20640	63°	16680	67°	14300	71°	12870	73°	11600	75°	9500		45
50					33°	16520	47°	17010	55°	17410	60°	15090	65°	13020	68°	11930	71°	10620	73°	9000		50
55					24°	13640	42°	14140	51°	14510	57°	13690	62°	12020	66°	10840	69°	9720	71°	8450		55
60					5°	11210	36°	11830	47°	12190	54°	12460	59°	10940	63°	9880	67°	8880	70°	7780		60
65							29°	9930	42°	10280	50°	10560	56°	9960	61°	9030	64°	8130	68°	7140		65
70							20°	8310	37°	8690	46°	8970	53°	9100	58°	8250	62°	7430	65°	6560		70
75									31°	7320	42°	7610	50°	7890	55°	7530	60°	6780	63°	6010		75
80									24°	6140	38°	6430	47°	6710	53°	6870	57°	6190	61°	5500		80
85									14°	5070	33°	5410	43°	5680	50°	5930	55°	5670	59°	5020		85
90											27°	4500	39°	4780	47°	5020	52°	5160	57°	4560		90
95											20°	3670	35°	3970	44°	4200	50°	4430	54°	4150		95
100													30°	3250	40°	3480	47°	3700	52°	3760		100
105													25°	2580	36°	2820	44°	3040	50°	3250		105
110													17°	1970	32°	2230	41°	2440	47°	2650		110
115															27°	1680	37°	1900	44°	2100		115
120															22°	1170	34°	1390	41°	1590		120
125																	29°	940	38°	1130		125
130																						130
135																						135
140																						140
145																						145
	0°	24700	0°	16800	0°	11050	0°	6750	0°	4600	0°	2700	0°	1350								
STOWED		910		650		510		420		350		310		270		240		220		200		
ERECTED		2440		2220		2100		2010		1960		1920		1890		1860		1850		1830		

DEDUCTIONS FOR JIB FROM MAIN BOOM CAPACITIES

# CODE 19

## MAIN BOOM


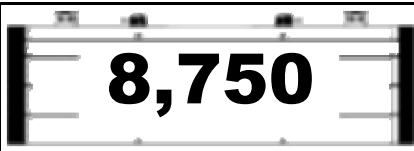


RADIUS (FT)	ANGLE	LIFTING CAP. (LBS)	ANGLE	LIFTING CAP. (LBS)	ANGLE	LIFTING CAP. (LBS)	ANGLE	LIFTING CAP. (LBS)	ANGLE	LIFTING CAP. (LBS)	ANGLE	LIFTING CAP. (LBS)	ANGLE	LIFTING CAP. (LBS)	ANGLE	LIFTING CAP. (LBS)	ANGLE	LIFTING CAP. (LBS)	ANGLE	LIFTING CAP. (LBS)	RADIUS (FT)	
LENGTH	39.8 FT		53 FT		66 FT		80 FT		93 FT		106 FT		120 FT		133 FT		146 FT		159 FT			
6	73°	130000	78°	58000																		6
8	70°	118100	76°	58000	79°	58000																8
10	67°	106200	73°	58000	77°	58000	80°	58000														10
12	64°	95900	71°	58000	75°	58000	78°	57900	80°	46400												12
15	59°	82800	68°	58000	73°	58000	76°	52300	79°	42400	80°	33500										15
20	50°	65100	61°	58000	68°	54000	72°	45000	75°	36800	78°	29320	80°	24490								20
25	40°	47600	55°	48800	63°	46500	69°	39000	72°	32300	75°	25820	77°	22030	79°	19070	81°	13000				25
30	26°	33100	48°	34300	58°	35100	65°	34400	69°	28560	72°	23200	75°	19670	77°	17290	79°	13000	81°	9450		30
35			40°	25630	53°	26310	61°	26910	66°	25390	69°	20660	73°	17630	75°	15630	77°	13000	79°	9500		35
40			31°	19780	47°	20440	56°	20980	62°	21410	66°	18500	70°	15830	73°	14190	75°	12500	77°	9500		40
45			17°	15520	40°	16230	52°	16740	58°	17140	63°	16680	67°	14300	71°	12870	73°	11600	75°	9500		45
50					33°	13050	47°	13550	55°	13940	60°	14270	65°	13020	68°	11930	71°	10620	73°	9000		50
55					24°	10560	42°	11060	51°	11430	57°	11740	62°	12020	66°	10840	69°	9720	71°	8450		55
60					5°	8440	36°	9060	47°	9410	54°	9710	59°	10050	63°	9880	67°	8880	70°	7780		60
65							29°	7400	42°	7760	50°	8040	56°	8360	61°	8680	64°	8130	68°	7140		65
70							20°	6000	37°	6370	46°	6660	53°	6950	58°	7250	62°	7430	65°	6560		70
75									31°	5190	42°	5470	50°	5760	55°	6030	60°	6320	63°	6010		75
80									24°	4150	38°	4450	47°	4720	53°	4990	57°	5260	61°	5500		80
85									14°	3220	33°	3550	43°	3830	50°	4080	55°	4330	59°	4600		85
90											27°	2760	39°	3050	47°	3280	52°	3520	57°	3760		90
95											20°	2040	35°	2340	44°	2570	50°	2800	54°	3030		95
100													30°	1700	40°	1930	47°	2160	52°	2380		100
105													25°	1120	36°	1360	44°	1580	50°	1790		105
110															32°	840	41°	1050	47°	1260		110
115																			44°	770		115
120																						120
125																						125
130																						130
135																						135
140																						140
145																						145
	0°	24050	0°	14100	0°	8350	0°	4900	0°	2850	0°	1250										
STOWED		910		650		510		420		350		310		270		240		220		200		
ERECTED		2440		2220		2100		2010		1960		1920		1890		1860		1850		1830		

DEDUCTIONS FOR JIB FROM MAIN BOOM CAPACITIES

# CODE 20

## MAIN BOOM


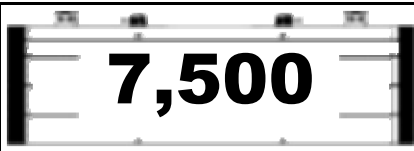


RADIUS (FT)	ANGLE	LIFTING CAP. (LBS)	ANGLE	LIFTING CAP. (LBS)	ANGLE	LIFTING CAP. (LBS)	ANGLE	LIFTING CAP. (LBS)	ANGLE	LIFTING CAP. (LBS)	ANGLE	LIFTING CAP. (LBS)	ANGLE	LIFTING CAP. (LBS)	ANGLE	LIFTING CAP. (LBS)	ANGLE	LIFTING CAP. (LBS)	RADIUS (FT)		
LENGTH	39.8 FT		53 FT		66 FT		80 FT		93 FT		106 FT		120 FT		133 FT		146 FT		159 FT		
6	73°	130000	78°	58000															6		
8	70°	118100	76°	58000	79°	58000													8		
10	67°	106200	73°	58000	77°	58000	80°	58000											10		
12	64°	95900	71°	58000	75°	58000	78°	57900	80°	46400									12		
15	59°	82800	68°	58000	73°	58000	76°	52300	79°	42400	80°	33500							15		
20	50°	64400	61°	58000	68°	54000	72°	45000	75°	36800	78°	29320	80°	24490					20		
25	40°	46000	55°	47300	63°	46500	69°	39000	72°	32300	75°	25820	77°	22030	79°	19070	81°	13000	25		
30	26°	32000	48°	33200	58°	33900	65°	34400	69°	28560	72°	23200	75°	19670	77°	17290	79°	13000	81°	9450	30
35			40°	24720	53°	25400	61°	26000	66°	25390	69°	20660	73°	17630	75°	15630	77°	13000	79°	9500	35
40			31°	19020	47°	19680	56°	20220	62°	20660	66°	18500	70°	15830	73°	14190	75°	12500	77°	9500	40
45			17°	14870	40°	15580	52°	16090	58°	16490	63°	16680	67°	14300	71°	12870	73°	11600	75°	9500	45
50					33°	12490	47°	12980	55°	13370	60°	13700	65°	13020	68°	11930	71°	10620	73°	9000	50
55					24°	10050	42°	10560	51°	10930	57°	11240	62°	11620	66°	10840	69°	9720	71°	8450	55
60					5°	7980	36°	8600	47°	8960	54°	9260	59°	9590	63°	9880	67°	8880	70°	7780	60
65							29°	6990	42°	7350	50°	7630	56°	7950	61°	8270	64°	8130	68°	7140	65
70							20°	5620	37°	5990	46°	6280	53°	6570	58°	6870	62°	7190	65°	6560	70
75									31°	4840	42°	5130	50°	5410	55°	5680	60°	5970	63°	6010	75
80									24°	3830	38°	4130	47°	4400	53°	4660	57°	4930	61°	5220	80
85									14°	2920	33°	3250	43°	3520	50°	3780	55°	4030	59°	4300	85
90											27°	2480	39°	2760	47°	3000	52°	3240	57°	3480	90
95											20°	1770	35°	2070	44°	2300	50°	2530	54°	2770	95
100													30°	1450	40°	1680	47°	1900	52°	2130	100
105													25°	880	36°	1120	44°	1340	50°	1550	105
110																	41°	830	47°	1030	110
115																					115
120																					120
125																					125
130																					130
135																					135
140																					140
145																					145
	0°	23850	0°	13450	0°	7900	0°	4550	0°	2550	0°	1000									
STOWED		910		650		510		420		350		310		270		240		220		200	
ERECTED		2440		2220		2100		2010		1960		1920		1890		1860		1850		1830	

DEDUCTIONS FOR JIB FROM MAIN BOOM CAPACITIES

# CODE 21

## MAIN BOOM

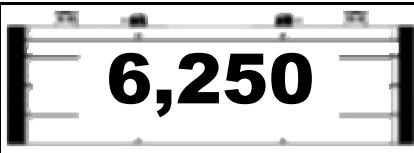


RADIUS (FT)	ANGLE	LIFTING CAP. (LBS)	ANGLE	LIFTING CAP. (LBS)	ANGLE	LIFTING CAP. (LBS)	ANGLE	LIFTING CAP. (LBS)	ANGLE	LIFTING CAP. (LBS)	ANGLE	LIFTING CAP. (LBS)	ANGLE	LIFTING CAP. (LBS)	ANGLE	LIFTING CAP. (LBS)	ANGLE	LIFTING CAP. (LBS)	ANGLE	LIFTING CAP. (LBS)	RADIUS (FT)	
LENGTH	39.8 FT		53 FT		66 FT		80 FT		93 FT		106 FT		120 FT		133 FT		146 FT		159 FT			
6	73°	130000	78°	58000																		6
8	70°	118100	76°	58000	79°	58000																8
10	67°	106200	73°	58000	77°	58000	80°	58000														10
12	64°	95900	71°	58000	75°	58000	78°	57900	80°	46400												12
15	59°	82800	68°	58000	73°	58000	76°	52300	79°	42400	80°	33500										15
20	50°	63800	61°	58000	68°	54000	72°	45000	75°	36800	78°	29320	80°	24490								20
25	40°	44500	55°	45800	63°	46500	69°	39000	72°	32300	75°	25820	77°	22030	79°	19070	81°	13000				25
30	26°	30800	48°	32100	58°	32800	65°	33500	69°	28560	72°	23200	75°	19670	77°	17290	79°	13000	81°	9450		30
35			40°	23820	53°	24490	61°	25090	66°	25390	69°	20660	73°	17630	75°	15630	77°	13000	79°	9500		35
40			31°	18260	47°	18930	56°	19470	62°	19900	66°	18500	70°	15830	73°	14190	75°	12500	77°	9500		40
45			17°	14230	40°	14930	52°	15440	58°	15840	63°	16220	67°	14300	71°	12870	73°	11600	75°	9500		45
50					33°	11920	47°	12410	55°	12810	60°	13140	65°	13020	68°	11930	71°	10620	73°	9000		50
55					24°	9550	42°	10050	51°	10420	57°	10730	62°	11120	66°	10840	69°	9720	71°	8450		55
60					5°	7530	36°	8150	47°	8510	54°	8800	59°	9140	63°	9480	67°	8880	70°	7780		60
65							29°	6580	42°	6940	50°	7220	56°	7540	61°	7850	64°	8130	68°	7140		65
70							20°	5240	37°	5620	46°	5900	53°	6200	58°	6490	62°	6810	65°	6560		70
75									31°	4490	42°	4780	50°	5060	55°	5340	60°	5620	63°	5940		75
80									24°	3500	38°	3800	47°	4080	53°	4340	57°	4610	61°	4900		80
85									14°	2620	33°	2950	43°	3220	50°	3470	55°	3730	59°	4000		85
90											27°	2190	39°	2480	47°	2710	52°	2950	57°	3200		90
95											20°	1510	35°	1810	44°	2040	50°	2270	54°	2500		95
100													30°	1200	40°	1430	47°	1650	52°	1880		100
105															36°	880	44°	1100	50°	1310		105
110																			47°	810		110
115																						115
120																						120
125																						125
130																						130
135																						135
140																						140
145																						145
	0°	23600	0°	12850	0°	7450	0°	4200	0°	2250	0°	750										
STOWED		910		650		510		420		350		310		270		240		220		200		
ERECTED		2440		2220		2100		2010		1960		1920		1890		1860		1850		1830		

DEDUCTIONS FOR JIB FROM MAIN BOOM CAPACITIES

# CODE 22

## MAIN BOOM




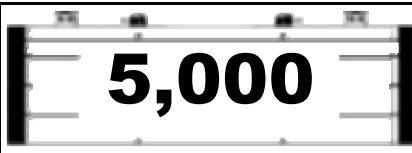
RADIUS (FT)	ANGLE	LIFTING CAP. (LBS)	ANGLE	LIFTING CAP. (LBS)	ANGLE	LIFTING CAP. (LBS)	ANGLE	LIFTING CAP. (LBS)	ANGLE	LIFTING CAP. (LBS)	ANGLE	LIFTING CAP. (LBS)	ANGLE	LIFTING CAP. (LBS)	ANGLE	LIFTING CAP. (LBS)	ANGLE	LIFTING CAP. (LBS)	ANGLE	LIFTING CAP. (LBS)	RADIUS (FT)	
LENGTH	39.8 FT		53 FT		66 FT		80 FT		93 FT		106 FT		120 FT		133 FT		146 FT		159 FT			
6	73°	130000	78°	58000																		6
8	70°	118100	76°	58000	79°	58000																8
10	67°	106200	73°	58000	77°	58000	80°	58000														10
12	64°	95900	71°	58000	75°	58000	78°	57900	80°	46400												12
15	59°	82800	68°	58000	73°	58000	76°	52300	79°	42400	80°	33500										15
20	50°	63100	61°	58000	68°	54000	72°	45000	75°	36800	78°	29320	80°	24490								20
25	40°	43000	55°	44300	63°	45200	69°	39000	72°	32300	75°	25820	77°	22030	79°	19070	81°	13000				25
30	26°	29730	48°	30900	58°	31700	65°	32300	69°	28560	72°	23200	75°	19670	77°	17290	79°	13000	81°	9450		30
35			40°	22910	53°	23590	61°	24180	66°	24670	69°	20660	73°	17630	75°	15630	77°	13000	79°	9500		35
40			31°	17510	47°	18170	56°	18710	62°	19140	66°	18500	70°	15830	73°	14190	75°	12500	77°	9500		40
45			17°	13580	40°	14290	52°	14790	58°	15190	63°	15570	67°	14300	71°	12870	73°	11600	75°	9500		45
50					33°	11350	47°	11850	55°	12240	60°	12570	65°	12980	68°	11930	71°	10620	73°	9000		50
55					24°	9040	42°	9550	51°	9920	57°	10230	62°	10620	66°	10840	69°	9720	71°	8450		55
60					5°	7080	36°	7700	47°	8050	54°	8350	59°	8690	63°	9030	67°	8880	70°	7780		60
65							29°	6170	42°	6520	50°	6800	56°	7120	61°	7440	64°	7790	68°	7140		65
70							20°	4860	37°	5240	46°	5530	53°	5820	58°	6120	62°	6430	65°	6560		70
75									31°	4140	42°	4430	50°	4710	55°	4990	60°	5270	63°	5590		75
80									24°	3180	38°	3480	47°	3750	53°	4020	57°	4280	61°	4580		80
85									14°	2310	33°	2650	43°	2920	50°	3170	55°	3430	59°	3700		85
90											27°	1910	39°	2200	47°	2430	52°	2670	57°	2920		90
95											20°	1240	35°	1540	44°	1770	50°	2000	54°	2230		95
100													30°	950	40°	1180	47°	1400	52°	1620		100
105																	44°	860	50°	1080		105
110																						110
115																						115
120																						120
125																						125
130																						130
135																						135
140																						140
145																						145
	0°	23100	0°	12250	0°	7000	0°	3850	0°	1950												
STOWED		910		650		510		420		350		310		270		240		220		200		
ERECTED		2440		2220		2100		2010		1960		1920		1890		1860		1850		1830		

DEDUCTIONS FOR JIB FROM MAIN BOOM CAPACITIES



# CODE 23

## MAIN BOOM



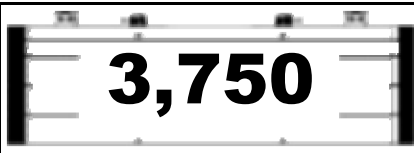


RADIUS (FT)	ANGLE	LIFTING CAP. (LBS)	ANGLE	LIFTING CAP. (LBS)	ANGLE	LIFTING CAP. (LBS)	ANGLE	LIFTING CAP. (LBS)	ANGLE	LIFTING CAP. (LBS)	ANGLE	LIFTING CAP. (LBS)	ANGLE	LIFTING CAP. (LBS)	ANGLE	LIFTING CAP. (LBS)	ANGLE	LIFTING CAP. (LBS)	RADIUS (FT)		
LENGTH	39.8 FT		53 FT		66 FT		80 FT		93 FT		106 FT		120 FT		133 FT		146 FT		159 FT		
6	73°	130000	78°	58000															6		
8	70°	118100	76°	58000	79°	58000													8		
10	67°	106200	73°	58000	77°	58000	80°	58000											10		
12	64°	95900	71°	58000	75°	58000	78°	57900	80°	46400									12		
15	59°	82800	68°	58000	73°	58000	76°	52300	79°	42400	80°	33500							15		
20	50°	62500	61°	58000	68°	54000	72°	45000	75°	36800	78°	29320	80°	24490					20		
25	40°	41500	55°	42800	63°	43600	69°	39000	72°	32300	75°	25820	77°	22030	79°	19070	81°	13000	25		
30	26°	28600	48°	29830	58°	30500	65°	31200	69°	28560	72°	23200	75°	19670	77°	17290	79°	13000	81°	9450	30
35			40°	22000	53°	22680	61°	23280	66°	23770	69°	20660	73°	17630	75°	15630	77°	13000	79°	9500	35
40			31°	16750	47°	17410	56°	17950	62°	18390	66°	18500	70°	15830	73°	14190	75°	12500	77°	9500	40
45			17°	12930	40°	13640	52°	14150	58°	14540	63°	14920	67°	14300	71°	12870	73°	11600	75°	9500	45
50					33°	10790	47°	11280	55°	11670	60°	12000	65°	12410	68°	11930	71°	10620	73°	9000	50
55					24°	8540	42°	9040	51°	9410	57°	9720	62°	10110	66°	10460	69°	9720	71°	8450	55
60					5°	6620	36°	7240	47°	7600	54°	7900	59°	8230	63°	8570	67°	8880	70°	7780	60
65							29°	5750	42°	6110	50°	6390	56°	6710	61°	7030	64°	7380	68°	7140	65
70							20°	4480	37°	4860	46°	5150	53°	5440	58°	5740	62°	6050	65°	6390	70
75									31°	3790	42°	4080	50°	4360	55°	4640	60°	4920	63°	5240	75
80									24°	2860	38°	3160	47°	3430	53°	3690	57°	3960	61°	4250	80
85									14°	2010	33°	2350	43°	2620	50°	2870	55°	3120	59°	3390	85
90											27°	1630	39°	1910	47°	2150	52°	2390	57°	2630	90
95											20°	970	35°	1270	44°	1500	50°	1730	54°	1970	95
100															40°	930	47°	1150	52°	1370	100
105																			50°	840	105
110																					110
115																					115
120																					120
125																					125
130																					130
135																					135
140																					140
145																					145
	0°	22150	0°	11650	0°	6550	0°	3500	0°	1650											
STOWED		910		650		510		420		350		310		270		240		220		200	
ERECTED		2440		2220		2100		2010		1960		1920		1890		1860		1850		1830	

DEDUCTIONS FOR JIB FROM MAIN BOOM CAPACITIES

# CODE 24

## MAIN BOOM



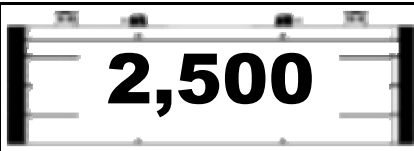


RADIUS (FT)	ANGLE	LIFTING CAP. (LBS)	ANGLE	LIFTING CAP. (LBS)	ANGLE	LIFTING CAP. (LBS)	ANGLE	LIFTING CAP. (LBS)	ANGLE	LIFTING CAP. (LBS)	ANGLE	LIFTING CAP. (LBS)	ANGLE	LIFTING CAP. (LBS)	ANGLE	LIFTING CAP. (LBS)	ANGLE	LIFTING CAP. (LBS)	ANGLE	LIFTING CAP. (LBS)	RADIUS (FT)	
LENGTH	39.8 FT		53 FT		66 FT		80 FT		93 FT		106 FT		120 FT		133 FT		146 FT		159 FT			
6	73°	130000	78°	58000																		6
8	70°	118100	76°	58000	79°	58000																8
10	67°	106200	73°	58000	77°	58000	80°	58000														10
12	64°	95900	71°	58000	75°	58000	78°	57900	80°	46400												12
15	59°	82800	68°	58000	73°	58000	76°	52300	79°	42400	80°	33500										15
20	50°	61800	61°	58000	68°	54000	72°	45000	75°	36800	78°	29320	80°	24490								20
25	40°	40000	55°	41300	63°	42100	69°	39000	72°	32300	75°	25820	77°	22030	79°	19070	81°	13000				25
30	26°	27460	48°	28690	58°	29430	65°	30100	69°	28560	72°	23200	75°	19670	77°	17290	79°	13000	81°	9450		30
35			40°	21090	53°	21770	61°	22370	66°	22860	69°	20660	73°	17630	75°	15630	77°	13000	79°	9500		35
40			31°	16000	47°	16660	56°	17200	62°	17630	66°	18050	70°	15830	73°	14190	75°	12500	77°	9500		40
45			17°	12280	40°	12990	52°	13500	58°	13900	63°	14280	67°	14300	71°	12870	73°	11600	75°	9500		45
50					33°	10220	47°	10710	55°	11110	60°	11440	65°	11850	68°	11930	71°	10620	73°	9000		50
55					24°	8040	42°	8540	51°	8910	57°	9220	62°	9610	66°	9950	69°	9720	71°	8450		55
60					5°	6170	36°	6790	47°	7150	54°	7440	59°	7780	63°	8120	67°	8500	70°	7780		60
65							29°	5340	42°	5700	50°	5980	56°	6300	61°	6620	64°	6960	68°	7140		65
70							20°	4110	37°	4480	46°	4770	53°	5060	58°	5360	62°	5680	65°	6010		70
75									31°	3440	42°	3730	50°	4010	55°	4290	60°	4570	63°	4890		75
80									24°	2530	38°	2830	47°	3110	53°	3370	57°	3640	61°	3930		80
85									14°	1710	33°	2040	43°	2320	50°	2570	55°	2820	59°	3090		85
90											27°	1340	39°	1630	47°	1860	52°	2100	57°	2350		90
95											20°	710	35°	1010	44°	1240	50°	1470	54°	1700		95
100																	47°	900	52°	1120		100
105																						105
110																						110
115																						115
120																						120
125																						125
130																						130
135																						135
140																						140
145																						145
	0°	21150	0°	11000	0°	6100	0°	3100	0°	1350												
STOWED		910		650		510		420		350		310		270		240		220		200		
ERECTED		2440		2220		2100		2010		1960		1920		1890		1860		1850		1830		

DEDUCTIONS FOR JIB FROM MAIN BOOM CAPACITIES

# CODE 25

## MAIN BOOM


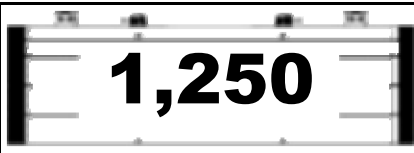


RADIUS (FT)	ANGLE	LIFTING CAP. (LBS)	ANGLE	LIFTING CAP. (LBS)	ANGLE	LIFTING CAP. (LBS)	ANGLE	LIFTING CAP. (LBS)	ANGLE	LIFTING CAP. (LBS)	ANGLE	LIFTING CAP. (LBS)	ANGLE	LIFTING CAP. (LBS)	ANGLE	LIFTING CAP. (LBS)	ANGLE	LIFTING CAP. (LBS)	ANGLE	LIFTING CAP. (LBS)	RADIUS (FT)	
LENGTH	39.8 FT		53 FT		66 FT		80 FT		93 FT		106 FT		120 FT		133 FT		146 FT		159 FT			
6	73°	130000	78°	58000																		6
8	70°	118100	76°	58000	79°	58000																8
10	67°	106200	73°	58000	77°	58000	80°	58000														10
12	64°	95900	71°	58000	75°	58000	78°	57900	80°	46400												12
15	59°	82800	68°	58000	73°	58000	76°	52300	79°	42400	80°	33500										15
20	50°	61200	61°	58000	68°	54000	72°	45000	75°	36800	78°	29320	80°	24490								20
25	40°	38500	55°	39800	63°	40600	69°	39000	72°	32300	75°	25820	77°	22030	79°	19070	81°	13000				25
30	26°	26330	48°	27560	58°	28290	65°	28980	69°	28560	72°	23200	75°	19670	77°	17290	79°	13000	81°	9450		30
35			40°	20190	53°	20870	61°	21460	66°	21950	69°	20660	73°	17630	75°	15630	77°	13000	79°	9500		35
40			31°	15240	47°	15900	56°	16440	62°	16880	66°	17300	70°	15830	73°	14190	75°	12500	77°	9500		40
45			17°	11640	40°	12340	52°	12850	58°	13250	63°	13630	67°	14080	71°	12870	73°	11600	75°	9500		45
50					33°	9650	47°	10150	55°	10540	60°	10870	65°	11280	68°	11690	71°	10620	73°	9000		50
55					24°	7530	42°	8040	51°	8410	57°	8720	62°	9110	66°	9450	69°	9720	71°	8450		55
60					5°	5720	36°	6340	47°	6690	54°	6990	59°	7330	63°	7670	67°	8050	70°	7780		60
65							29°	4930	42°	5290	50°	5570	56°	5890	61°	6210	64°	6550	68°	6910		65
70							20°	3730	37°	4110	46°	4390	53°	4690	58°	4980	62°	5300	65°	5630		70
75									31°	3090	42°	3380	50°	3660	55°	3940	60°	4230	63°	4540		75
80									24°	2210	38°	2510	47°	2780	53°	3050	57°	3310	61°	3610		80
85									14°	1410	33°	1740	43°	2010	50°	2270	55°	2520	59°	2790		85
90											27°	1060	39°	1350	47°	1580	52°	1820	57°	2070		90
95													35°	740	44°	970	50°	1200	54°	1430		95
100																			52°	870		100
105																						105
110																						110
115																						115
120																						120
125																						125
130																						130
135																						135
140																						140
145																						145
	0°	20250	0°	10400	0°	5650	0°	2750	0°	1050												
STOWED		910		650		510		420		350		310		270		240		220		200		
ERECTED		2440		2220		2100		2010		1960		1920		1890		1860		1850		1830		

DEDUCTIONS FOR JIB FROM MAIN BOOM CAPACITIES

# CODE 26

## MAIN BOOM





RADIUS (FT)	ANGLE	LIFTING CAP. (LBS)	ANGLE	LIFTING CAP. (LBS)	ANGLE	LIFTING CAP. (LBS)	ANGLE	LIFTING CAP. (LBS)	ANGLE	LIFTING CAP. (LBS)	ANGLE	LIFTING CAP. (LBS)	ANGLE	LIFTING CAP. (LBS)	ANGLE	LIFTING CAP. (LBS)	ANGLE	LIFTING CAP. (LBS)	RADIUS (FT)		
LENGTH	39.8 FT		53 FT		66 FT		80 FT		93 FT		106 FT		120 FT		133 FT		146 FT		159 FT		
6	73°	130000	78°	58000															6		
8	70°	118100	76°	58000	79°	58000													8		
10	67°	106200	73°	58000	77°	58000	80°	58000											10		
12	64°	95900	71°	58000	75°	58000	78°	57900	80°	46400									12		
15	59°	82800	68°	58000	73°	58000	76°	52300	79°	42400	80°	33500							15		
20	50°	60400	61°	58000	68°	54000	72°	45000	75°	36800	78°	29320	80°	24490					20		
25	40°	37000	55°	38200	63°	39100	69°	39000	72°	32300	75°	25820	77°	22030	79°	19070	81°	13000	25		
30	26°	25190	48°	26420	58°	27160	65°	27850	69°	28420	72°	23200	75°	19670	77°	17290	79°	13000	81°	9450	30
35			40°	19280	53°	19960	61°	20550	66°	21040	69°	20660	73°	17630	75°	15630	77°	13000	79°	9500	35
40			31°	14480	47°	15150	56°	15690	62°	16120	66°	16540	70°	15830	73°	14190	75°	12500	77°	9500	40
45			17°	10990	40°	11690	52°	12200	58°	12600	63°	12980	67°	13430	71°	12870	73°	11600	75°	9500	45
50					33°	9090	47°	9580	55°	9970	60°	10300	65°	10710	68°	11120	71°	10620	73°	9000	50
55					24°	7030	42°	7530	51°	7900	57°	8210	62°	8600	66°	8950	69°	9370	71°	8450	55
60					5°	5260	36°	5880	47°	6240	54°	6540	59°	6870	63°	7210	67°	7590	70°	7780	60
65							29°	4520	42°	4870	50°	5160	56°	5480	61°	5790	64°	6140	68°	6500	65
70							20°	3350	37°	3730	46°	4020	53°	4310	58°	4600	62°	4920	65°	5250	70
75									31°	2750	42°	3030	50°	3310	55°	3590	60°	3880	63°	4190	75
80									24°	1890	38°	2180	47°	2460	53°	2720	57°	2990	61°	3280	80
85									14°	1110	33°	1440	43°	1710	50°	1960	55°	2220	59°	2490	85
90											27°	780	39°	1060	47°	1300	52°	1540	57°	1780	90
95																	50°	930	54°	1170	95
100																					100
105																					105
110																					110
115																					115
120																					120
125																					125
130																					130
135																					135
140																					140
145																					145
	0°	19300	0°	9800	0°	5200	0°	2400	0°	800											
STOWED		910		650		510		420		350		310		270		240		220		200	
ERECTED		2440		2220		2100		2010		1960		1920		1890		1860		1850		1830	

DEDUCTIONS FOR JIB FROM MAIN BOOM CAPACITIES

# CODE 27

## MAIN BOOM



RADIUS (FT)	ANGLE	LIFTING CAP. (LBS)	ANGLE	LIFTING CAP. (LBS)	ANGLE	LIFTING CAP. (LBS)	ANGLE	LIFTING CAP. (LBS)	ANGLE	LIFTING CAP. (LBS)	ANGLE	LIFTING CAP. (LBS)	ANGLE	LIFTING CAP. (LBS)	ANGLE	LIFTING CAP. (LBS)	ANGLE	LIFTING CAP. (LBS)	RADIUS (FT)		
LENGTH	39.8 FT		53 FT		66 FT		80 FT		93 FT		106 FT		120 FT		133 FT		146 FT		159 FT		
6	73°	130000	78°	58000															6		
8	70°	118100	76°	58000	79°	58000													8		
10	67°	106200	73°	58000	77°	58000	80°	58000											10		
12	64°	95900	71°	58000	75°	58000	78°	57900	80°	46400									12		
15	59°	82500	68°	58000	73°	58000	76°	52300	79°	42400	80°	33500							15		
20	50°	58100	61°	58000	68°	54000	72°	45000	75°	36800	78°	29320	80°	24490					20		
25	40°	35400	55°	36700	63°	37600	69°	38100	72°	32300	75°	25820	77°	22030	79°	19070	81°	13000	25		
30	26°	24060	48°	25290	58°	26030	65°	26710	69°	27280	72°	23200	75°	19670	77°	17290	79°	13000	81°	9450	30
35			40°	18370	53°	19050	61°	19650	66°	20140	69°	20610	73°	17630	75°	15630	77°	13000	79°	9500	35
40			31°	13730	47°	14390	56°	14930	62°	15360	66°	15780	70°	15830	73°	14190	75°	12500	77°	9500	40
45			17°	10340	40°	11050	52°	11560	58°	11950	63°	12330	67°	12790	71°	12870	73°	11600	75°	9500	45
50					33°	8520	47°	9010	55°	9410	60°	9740	65°	10150	68°	10560	71°	10620	73°	9000	50
55					24°	6530	42°	7030	51°	7400	57°	7710	62°	8100	66°	8440	69°	8860	71°	8450	55
60					5°	4810	36°	5430	47°	5790	54°	6080	59°	6420	63°	6760	67°	7140	70°	7530	60
65							29°	4110	42°	4460	50°	4740	56°	5060	61°	5380	64°	5730	68°	6080	65
70							20°	2970	37°	3350	46°	3640	53°	3930	58°	4230	62°	4540	65°	4870	70
75									31°	2400	42°	2680	50°	2970	55°	3240	60°	3530	63°	3840	75
80									24°	1560	38°	1860	47°	2130	53°	2400	57°	2670	61°	2960	80
85									14°	800	33°	1140	43°	1410	50°	1660	55°	1920	59°	2190	85
90													39°	780	47°	1010	52°	1250	57°	1500	90
95																			54°	900	95
100																					100
105																					105
110																					110
115																					115
120																					120
125																					125
130																					130
135																					135
140																					140
145																					145
	0°	18300	0°	9200	0°	4750	0°	2050													
STOWED		910		650		510		420		350		310		270		240		220		200	
ERECTED		2440		2220		2100		2010		1960		1920		1890		1860		1850		1830	

DEDUCTIONS FOR JIB FROM MAIN BOOM CAPACITIES

# CODE 28

## MAIN BOOM

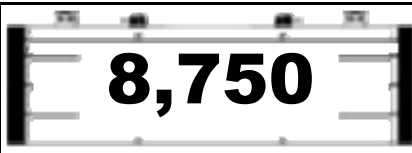


RADIUS (FT)	ANGLE	LIFTING CAP. (LBS)	ANGLE	LIFTING CAP. (LBS)	ANGLE	LIFTING CAP. (LBS)	ANGLE	LIFTING CAP. (LBS)	ANGLE	LIFTING CAP. (LBS)	ANGLE	LIFTING CAP. (LBS)	ANGLE	LIFTING CAP. (LBS)	ANGLE	LIFTING CAP. (LBS)	ANGLE	LIFTING CAP. (LBS)	ANGLE	LIFTING CAP. (LBS)	RADIUS (FT)	
LENGTH	39.8 FT		53 FT		66 FT		80 FT		93 FT		106 FT		120 FT		133 FT		146 FT		159 FT			
6	73°	130000	78°	58000																		6
8	70°	118100	76°	58000	79°	58000																8
10	67°	106200	73°	58000	77°	58000	80°	58000														10
12	64°	95900	71°	58000	75°	58000	78°	57900	80°	46400												12
15	59°	82800	68°	58000	73°	58000	76°	52300	79°	42400	80°	33500										15
20	50°	65100	61°	58000	68°	54000	72°	45000	75°	36800	78°	29320	80°	24490								20
25	40°	50200	55°	51000	63°	46500	69°	39000	72°	32300	75°	25820	77°	22030	79°	19070	81°	13000				25
30	26°	40000	48°	41000	58°	40500	65°	34400	69°	28560	72°	23200	75°	19670	77°	17290	79°	13000	81°	9450		30
35			40°	33700	53°	34200	61°	30500	66°	25390	69°	20660	73°	17630	75°	15630	77°	13000	79°	9500		35
40			31°	28220	47°	28780	56°	27250	62°	22930	66°	18500	70°	15830	73°	14190	75°	12500	77°	9500		40
45			17°	23840	40°	24460	52°	24510	58°	20640	63°	16680	67°	14300	71°	12870	73°	11600	75°	9500		45
50					33°	20980	47°	21420	55°	18740	60°	15090	65°	13020	68°	11930	71°	10620	73°	9000		50
55					24°	17650	42°	18150	51°	17030	57°	13690	62°	12020	66°	10840	69°	9720	71°	8450		55
60					5°	12810	36°	15440	47°	15540	54°	12460	59°	10940	63°	9880	67°	8880	70°	7780		60
65							29°	13210	42°	13560	50°	11570	56°	9960	61°	9030	64°	8130	68°	7140		65
70							20°	11320	37°	11690	46°	10590	53°	9100	58°	8250	62°	7430	65°	6560		70
75									31°	10100	42°	9700	50°	8300	55°	7530	60°	6780	63°	6010		75
80									24°	8720	38°	8890	47°	7580	53°	6870	57°	6190	61°	5500		80
85									14°	7480	33°	7810	43°	6940	50°	6280	55°	5670	59°	5020		85
90											27°	6750	39°	6350	47°	5720	52°	5160	57°	4560		90
95											20°	5800	35°	5790	44°	5200	50°	4690	54°	4150		95
100													30°	5250	40°	4740	47°	4250	52°	3760		100
105													25°	4480	36°	4300	44°	3840	50°	3400		105
110													17°	3770	32°	3900	41°	3460	47°	3050		110
115															27°	3400	37°	3100	44°	2720		115
120															22°	2810	34°	2770	41°	2410		120
125															13°	2240	29°	2460	38°	2110		125
130																	25°	2000	35°	1820		130
135																	18°	1520	31°	1540		135
140																	3°	970	27°	1280		140
145																			22°	900		145
	0°	25350	0°	19200	0°	12600	0°	7200	0°	5900	0°	2600	0°	1650	0°	1250	0°	900				
STOWED		910		650		510		420		350		310		270		240		220		200		
ERECTED		2440		2220		2100		2010		1960		1920		1890		1860		1850		1830		

DEDUCTIONS FOR JIB FROM MAIN BOOM CAPACITIES

# CODE 29

## MAIN BOOM

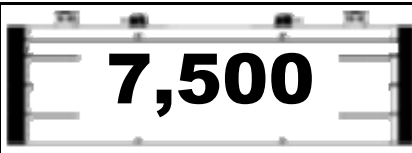


RADIUS (FT)	ANGLE	LIFTING CAP. (LBS)	ANGLE	LIFTING CAP. (LBS)	ANGLE	LIFTING CAP. (LBS)	ANGLE	LIFTING CAP. (LBS)	ANGLE	LIFTING CAP. (LBS)	ANGLE	LIFTING CAP. (LBS)	ANGLE	LIFTING CAP. (LBS)	ANGLE	LIFTING CAP. (LBS)	ANGLE	LIFTING CAP. (LBS)	ANGLE	LIFTING CAP. (LBS)	RADIUS (FT)	
LENGTH	39.8 FT		53 FT		66 FT		80 FT		93 FT		106 FT		120 FT		133 FT		146 FT		159 FT			
6	73°	130000	78°	58000																		6
8	70°	118100	76°	58000	79°	58000																8
10	67°	106200	73°	58000	77°	58000	80°	58000														10
12	64°	95900	71°	58000	75°	58000	78°	57900	80°	46400												12
15	59°	82800	68°	58000	73°	58000	76°	52300	79°	42400	80°	33500										15
20	50°	64400	61°	58000	68°	54000	72°	45000	75°	36800	78°	29320	80°	24490								20
25	40°	49700	55°	50500	63°	46500	69°	39000	72°	32300	75°	25820	77°	22030	79°	19070	81°	13000				25
30	26°	39600	48°	40500	58°	40500	65°	34400	69°	28560	72°	23200	75°	19670	77°	17290	79°	13000	81°	9450		30
35			40°	33300	53°	33900	61°	30500	66°	25390	69°	20660	73°	17630	75°	15630	77°	13000	79°	9500		35
40			31°	27890	47°	28450	56°	27250	62°	22930	66°	18500	70°	15830	73°	14190	75°	12500	77°	9500		40
45			17°	23540	40°	24170	52°	24510	58°	20640	63°	16680	67°	14300	71°	12870	73°	11600	75°	9500		45
50					33°	20470	47°	20960	55°	18740	60°	15090	65°	13020	68°	11930	71°	10620	73°	9000		50
55					24°	17150	42°	17650	51°	17030	57°	13690	62°	12020	66°	10840	69°	9720	71°	8450		55
60					5°	12810	36°	14990	47°	15350	54°	12460	59°	10940	63°	9880	67°	8880	70°	7780		60
65							29°	12800	42°	13150	50°	11570	56°	9960	61°	9030	64°	8130	68°	7140		65
70							20°	10940	37°	11320	46°	10590	53°	9100	58°	8250	62°	7430	65°	6560		70
75									31°	9750	42°	9700	50°	8300	55°	7530	60°	6780	63°	6010		75
80									24°	8390	38°	8690	47°	7580	53°	6870	57°	6190	61°	5500		80
85									14°	7180	33°	7510	43°	6940	50°	6280	55°	5670	59°	5020		85
90											27°	6470	39°	6350	47°	5720	52°	5160	57°	4560		90
95											20°	5530	35°	5790	44°	5200	50°	4690	54°	4150		95
100													30°	5000	40°	4740	47°	4250	52°	3760		100
105													25°	4250	36°	4300	44°	3840	50°	3400		105
110													17°	3550	32°	3810	41°	3460	47°	3050		110
115															27°	3190	37°	3100	44°	2720		115
120															22°	2600	34°	2770	41°	2410		120
125															13°	2040	29°	2310	38°	2110		125
130																	25°	1810	35°	1820		130
135																	18°	1340	31°	1540		135
140																	3°	800	27°	1140		140
145																			22°	730		145
	0°	25300	0°	19000	0°	12600	0°	7150	0°	5750	0°	2650	0°	1600	0°	1150	0°	750				
STOWED		910		650		510		420		350		310		270		240		220		200		
ERECTED		2440		2220		2100		2010		1960		1920		1890		1860		1850		1830		

DEDUCTIONS FOR JIB FROM MAIN BOOM CAPACITIES

# CODE 30

## MAIN BOOM



RADIUS (FT)	ANGLE	LIFTING CAP. (LBS)	ANGLE	LIFTING CAP. (LBS)	ANGLE	LIFTING CAP. (LBS)	ANGLE	LIFTING CAP. (LBS)	ANGLE	LIFTING CAP. (LBS)	ANGLE	LIFTING CAP. (LBS)	ANGLE	LIFTING CAP. (LBS)	ANGLE	LIFTING CAP. (LBS)	ANGLE	LIFTING CAP. (LBS)	ANGLE	LIFTING CAP. (LBS)	RADIUS (FT)	
LENGTH	39.8 FT		53 FT		66 FT		80 FT		93 FT		106 FT		120 FT		133 FT		146 FT		159 FT			
6	73°	130000	78°	58000																		6
8	70°	118100	76°	58000	79°	58000																8
10	67°	106200	73°	58000	77°	58000	80°	58000														10
12	64°	95900	71°	58000	75°	58000	78°	57900	80°	46400												12
15	59°	82800	68°	58000	73°	58000	76°	52300	79°	42400	80°	33500										15
20	50°	63800	61°	58000	68°	54000	72°	45000	75°	36800	78°	29320	80°	24490								20
25	40°	49100	55°	50000	63°	46500	69°	39000	72°	32300	75°	25820	77°	22030	79°	19070	81°	13000				25
30	26°	39200	48°	40100	58°	40500	65°	34400	69°	28560	72°	23200	75°	19670	77°	17290	79°	13000	81°	9450		30
35			40°	32900	53°	33500	61°	30500	66°	25390	69°	20660	73°	17630	75°	15630	77°	13000	79°	9500		35
40			31°	27550	47°	28110	56°	27250	62°	22930	66°	18500	70°	15830	73°	14190	75°	12500	77°	9500		40
45			17°	23240	40°	23870	52°	24310	58°	20640	63°	16680	67°	14300	71°	12870	73°	11600	75°	9500		45
50					33°	19900	47°	20400	55°	18740	60°	15090	65°	13020	68°	11930	71°	10620	73°	9000		50
55					24°	16640	42°	17150	51°	17030	57°	13690	62°	12020	66°	10840	69°	9720	71°	8450		55
60					5°	12810	36°	14540	47°	14900	54°	12460	59°	10940	63°	9880	67°	8880	70°	7780		60
65							29°	12390	42°	12740	50°	11570	56°	9960	61°	9030	64°	8130	68°	7140		65
70							20°	10560	37°	10940	46°	10590	53°	9100	58°	8250	62°	7430	65°	6560		70
75									31°	9400	42°	9690	50°	8300	55°	7530	60°	6780	63°	6010		75
80									24°	8070	38°	8370	47°	7580	53°	6870	57°	6190	61°	5500		80
85									14°	6880	33°	7210	43°	6940	50°	6280	55°	5670	59°	5020		85
90											27°	6190	39°	6350	47°	5720	52°	5160	57°	4560		90
95											20°	5270	35°	5570	44°	5200	50°	4690	54°	4150		95
100													30°	4750	40°	4740	47°	4250	52°	3760		100
105													25°	4010	36°	4250	44°	3840	50°	3400		105
110													17°	3320	32°	3590	41°	3460	47°	3050		110
115															27°	2970	37°	3100	44°	2720		115
120															22°	2400	34°	2630	41°	2410		120
125															13°	1840	29°	2110	38°	2110		125
130																25°	1630	35°	1820		130	
135																18°	1160	31°	1380		135	
140																		27°	970		140	
145																						145
	0°	25200	0°	18850	0°	12600	0°	7100	0°	5600	0°	2650	0°	1550	0°	1050						
STOWED		910		650		510		420		350		310		270		240		220		200		
ERECTED		2440		2220		2100		2010		1960		1920		1890		1860		1850		1830		

DEDUCTIONS FOR JIB FROM MAIN BOOM CAPACITIES



# CODE 31

## MAIN BOOM



RADIUS (FT)	ANGLE	LIFTING CAP. (LBS)	ANGLE	LIFTING CAP. (LBS)	ANGLE	LIFTING CAP. (LBS)	ANGLE	LIFTING CAP. (LBS)	ANGLE	LIFTING CAP. (LBS)	ANGLE	LIFTING CAP. (LBS)	ANGLE	LIFTING CAP. (LBS)	ANGLE	LIFTING CAP. (LBS)	ANGLE	LIFTING CAP. (LBS)	ANGLE	LIFTING CAP. (LBS)	RADIUS (FT)	
LENGTH	39.8 FT		53 FT		66 FT		80 FT		93 FT		106 FT		120 FT		133 FT		146 FT		159 FT			
6	73°	130000	78°	58000																		6
8	70°	118100	76°	58000	79°	58000																8
10	67°	106200	73°	58000	77°	58000	80°	58000														10
12	64°	95900	71°	58000	75°	58000	78°	57900	80°	46400												12
15	59°	82800	68°	58000	73°	58000	76°	52300	79°	42400	80°	33500										15
20	50°	63100	61°	58000	68°	54000	72°	45000	75°	36800	78°	29320	80°	24490								20
25	40°	48600	55°	49500	63°	46500	69°	39000	72°	32300	75°	25820	77°	22030	79°	19070	81°	13000				25
30	26°	38700	48°	39700	58°	40200	65°	34400	69°	28560	72°	23200	75°	19670	77°	17290	79°	13000	81°	9450		30
35			40°	32600	53°	33100	61°	30500	66°	25390	69°	20660	73°	17630	75°	15630	77°	13000	79°	9500		35
40			31°	27220	47°	27780	56°	27250	62°	22930	66°	18500	70°	15830	73°	14190	75°	12500	77°	9500		40
45			17°	22700	40°	23410	52°	23910	58°	20640	63°	16680	67°	14300	71°	12870	73°	11600	75°	9500		45
50					33°	19340	47°	19830	55°	18740	60°	15090	65°	13020	68°	11930	71°	10620	73°	9000		50
55					24°	16140	42°	16650	51°	17020	57°	13690	62°	12020	66°	10840	69°	9720	71°	8450		55
60					5°	12810	36°	14090	47°	14440	54°	12460	59°	10940	63°	9880	67°	8880	70°	7780		60
65							29°	11970	42°	12330	50°	11570	56°	9960	61°	9030	64°	8130	68°	7140		65
70							20°	10190	37°	10560	46°	10590	53°	9100	58°	8250	62°	7430	65°	6560		70
75									31°	9060	42°	9340	50°	8300	55°	7530	60°	6780	63°	6010		75
80									24°	7750	38°	8040	47°	7580	53°	6870	57°	6190	61°	5500		80
85									14°	6570	33°	6910	43°	6940	50°	6280	55°	5670	59°	5020		85
90											27°	5910	39°	6190	47°	5720	52°	5160	57°	4560		90
95											20°	5000	35°	5300	44°	5200	50°	4690	54°	4150		95
100													30°	4500	40°	4730	47°	4250	52°	3760		100
105													25°	3770	36°	4010	44°	3840	50°	3400		105
110													17°	3090	32°	3360	41°	3460	47°	3050		110
115															27°	2760	37°	2970	44°	2720		115
120															22°	2190	34°	2420	41°	2410		120
125															13°	1650	29°	1920	38°	2110		125
130																	25°	1440	35°	1640		130
135																	18°	980	31°	1200		135
140																			27°	790		140
145																						145
	0°	25100	0°	18550	0°	12600	0°	7050	0°	5400	0°	2650	0°	1550	0°	950						
STOWED		910		650		510		420		350		310		270		240		220		200		
ERECTED		2440		2220		2100		2010		1960		1920		1890		1860		1850		1830		

DEDUCTIONS FOR JIB FROM MAIN BOOM CAPACITIES

# CODE 32

## MAIN BOOM

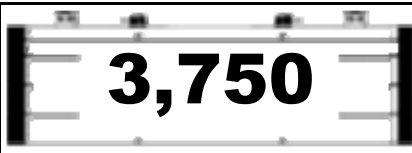


RADIUS (FT)	ANGLE	LIFTING CAP. (LBS)	ANGLE	LIFTING CAP. (LBS)	ANGLE	LIFTING CAP. (LBS)	ANGLE	LIFTING CAP. (LBS)	ANGLE	LIFTING CAP. (LBS)	ANGLE	LIFTING CAP. (LBS)	ANGLE	LIFTING CAP. (LBS)	ANGLE	LIFTING CAP. (LBS)	ANGLE	LIFTING CAP. (LBS)	ANGLE	LIFTING CAP. (LBS)	RADIUS (FT)	
LENGTH	39.8 FT		53 FT		66 FT		80 FT		93 FT		106 FT		120 FT		133 FT		146 FT		159 FT			
6	73°	130000	78°	58000																		6
8	70°	118100	76°	58000	79°	58000																8
10	67°	106200	73°	58000	77°	58000	80°	58000														10
12	64°	95900	71°	58000	75°	58000	78°	57900	80°	46400												12
15	59°	82800	68°	58000	73°	58000	76°	52300	79°	42400	80°	33500										15
20	50°	62500	61°	58000	68°	54000	72°	45000	75°	36800	78°	29320	80°	24490								20
25	40°	48100	55°	48900	63°	46500	69°	39000	72°	32300	75°	25820	77°	22030	79°	19070	81°	13000				25
30	26°	38300	48°	39200	58°	39800	65°	34400	69°	28560	72°	23200	75°	19670	77°	17290	79°	13000	81°	9450		30
35			40°	32200	53°	32700	61°	30500	66°	25390	69°	20660	73°	17630	75°	15630	77°	13000	79°	9500		35
40			31°	26890	47°	27450	56°	27250	62°	22930	66°	18500	70°	15830	73°	14190	75°	12500	77°	9500		40
45			17°	22050	40°	22760	52°	23270	58°	20640	63°	16680	67°	14300	71°	12870	73°	11600	75°	9500		45
50					33°	18770	47°	19260	55°	18740	60°	15090	65°	13020	68°	11930	71°	10620	73°	9000		50
55					24°	15640	42°	16140	51°	16510	57°	13690	62°	12020	66°	10840	69°	9720	71°	8450		55
60					5°	12810	36°	13630	47°	13990	54°	12460	59°	10940	63°	9880	67°	8880	70°	7780		60
65							29°	11560	42°	11920	50°	11570	56°	9960	61°	9030	64°	8130	68°	7140		65
70							20°	9810	37°	10190	46°	10470	53°	9100	58°	8250	62°	7430	65°	6560		70
75									31°	8710	42°	9000	50°	8300	55°	7530	60°	6780	63°	6010		75
80									24°	7420	38°	7720	47°	7580	53°	6870	57°	6190	61°	5500		80
85									14°	6270	33°	6610	43°	6880	50°	6280	55°	5670	59°	5020		85
90											27°	5620	39°	5910	47°	5720	52°	5160	57°	4560		90
95											20°	4730	35°	5030	44°	5200	50°	4690	54°	4150		95
100													30°	4250	40°	4480	47°	4250	52°	3760		100
105													25°	3530	36°	3770	44°	3840	50°	3400		105
110													17°	2870	32°	3130	41°	3340	47°	3050		110
115															27°	2540	37°	2750	44°	2720		115
120															22°	1990	34°	2210	41°	2410		120
125															13°	1450	29°	1720	38°	1910		125
130																	25°	1250	35°	1450		130
135																	18°	800	31°	1020		135
140																						140
145																						145
	0°	25050	0°	18200	0°	12600	0°	7000	0°	5250	0°	2650	0°	1500	0°	850						
STOWED		910		650		510		420		350		310		270		240		220		200		
ERECTED		2440		2220		2100		2010		1960		1920		1890		1860		1850		1830		

DEDUCTIONS FOR JIB FROM MAIN BOOM CAPACITIES

# CODE 33

## MAIN BOOM

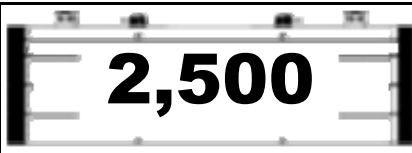


RADIUS (FT)	ANGLE	LIFTING CAP. (LBS)	ANGLE	LIFTING CAP. (LBS)	ANGLE	LIFTING CAP. (LBS)	ANGLE	LIFTING CAP. (LBS)	ANGLE	LIFTING CAP. (LBS)	ANGLE	LIFTING CAP. (LBS)	ANGLE	LIFTING CAP. (LBS)	ANGLE	LIFTING CAP. (LBS)	ANGLE	LIFTING CAP. (LBS)	ANGLE	LIFTING CAP. (LBS)	RADIUS (FT)	
LENGTH	39.8 FT		53 FT		66 FT		80 FT		93 FT		106 FT		120 FT		133 FT		146 FT		159 FT			
6	73°	130000	78°	58000																		6
8	70°	118100	76°	58000	79°	58000																8
10	67°	106200	73°	58000	77°	58000	80°	58000														10
12	64°	95900	71°	58000	75°	58000	78°	57900	80°	46400												12
15	59°	82800	68°	58000	73°	58000	76°	52300	79°	42400	80°	33500										15
20	50°	61800	61°	58000	68°	54000	72°	45000	75°	36800	78°	29320	80°	24490								20
25	40°	47600	55°	48400	63°	46500	69°	39000	72°	32300	75°	25820	77°	22030	79°	19070	81°	13000				25
30	26°	37900	48°	38800	58°	39300	65°	34400	69°	28560	72°	23200	75°	19670	77°	17290	79°	13000	81°	9450		30
35			40°	31800	53°	32300	61°	30500	66°	25390	69°	20660	73°	17630	75°	15630	77°	13000	79°	9500		35
40			31°	26560	47°	27120	56°	27250	62°	22930	66°	18500	70°	15830	73°	14190	75°	12500	77°	9500		40
45			17°	21410	40°	22110	52°	22620	58°	20640	63°	16680	67°	14300	71°	12870	73°	11600	75°	9500		45
50					33°	18210	47°	18700	55°	18740	60°	15090	65°	13020	68°	11930	71°	10620	73°	9000		50
55					24°	15140	42°	15640	51°	16010	57°	13690	62°	12020	66°	10840	69°	9720	71°	8450		55
60					5°	12560	36°	13180	47°	13540	54°	12460	59°	10940	63°	9880	67°	8880	70°	7780		60
65							29°	11150	42°	11510	50°	11570	56°	9960	61°	9030	64°	8130	68°	7140		65
70							20°	9430	37°	9810	46°	10100	53°	9100	58°	8250	62°	7430	65°	6560		70
75									31°	8360	42°	8650	50°	8300	55°	7530	60°	6780	63°	6010		75
80									24°	7100	38°	7400	47°	7580	53°	6870	57°	6190	61°	5500		80
85									14°	5970	33°	6310	43°	6580	50°	6280	55°	5670	59°	5020		85
90											27°	5340	39°	5630	47°	5720	52°	5160	57°	4560		90
95											20°	4470	35°	4770	44°	5000	50°	4690	54°	4150		95
100													30°	4000	40°	4230	47°	4250	52°	3760		100
105													25°	3290	36°	3530	44°	3750	50°	3400		105
110													17°	2640	32°	2910	41°	3120	47°	3050		110
115															27°	2330	37°	2540	44°	2720		115
120															22°	1780	34°	2010	41°	2210		120
125															13°	1250	29°	1520	38°	1720		125
130																	25°	1060	35°	1260		130
135																			31°	840		135
140																						140
145																						145
	0°	24950	0°	17850	0°	12350	0°	6950	0°	5100	0°	2700	0°	1450	0°	700						
STOWED		910		650		510		420		350		310		270		240		220		200		
ERECTED		2440		2220		2100		2010		1960		1920		1890		1860		1850		1830		

DEDUCTIONS FOR JIB FROM MAIN BOOM CAPACITIES

# CODE 34

## MAIN BOOM



RADIUS (FT)	ANGLE	LIFTING CAP. (LBS)	ANGLE	LIFTING CAP. (LBS)	ANGLE	LIFTING CAP. (LBS)	ANGLE	LIFTING CAP. (LBS)	ANGLE	LIFTING CAP. (LBS)	ANGLE	LIFTING CAP. (LBS)	ANGLE	LIFTING CAP. (LBS)	ANGLE	LIFTING CAP. (LBS)	ANGLE	LIFTING CAP. (LBS)	ANGLE	LIFTING CAP. (LBS)	RADIUS (FT)	
LENGTH	39.8 FT		53 FT		66 FT		80 FT		93 FT		106 FT		120 FT		133 FT		146 FT		159 FT			
6	73°	130000	78°	58000																		6
8	70°	118100	76°	58000	79°	58000																8
10	67°	106200	73°	58000	77°	58000	80°	58000														10
12	64°	95900	71°	58000	75°	58000	78°	57900	80°	46400												12
15	59°	82800	68°	58000	73°	58000	76°	52300	79°	42400	80°	33500										15
20	50°	61200	61°	58000	68°	54000	72°	45000	75°	36800	78°	29320	80°	24490								20
25	40°	47000	55°	47900	63°	46500	69°	39000	72°	32300	75°	25820	77°	22030	79°	19070	81°	13000				25
30	26°	37400	48°	38300	58°	38900	65°	34400	69°	28560	72°	23200	75°	19670	77°	17290	79°	13000	81°	9450		30
35			40°	31400	53°	32000	61°	30500	66°	25390	69°	20660	73°	17630	75°	15630	77°	13000	79°	9500		35
40			31°	25880	47°	26550	56°	27090	62°	22930	66°	18500	70°	15830	73°	14190	75°	12500	77°	9500		40
45			17°	20760	40°	21470	52°	21980	58°	20640	63°	16680	67°	14300	71°	12870	73°	11600	75°	9500		45
50					33°	17640	47°	18130	55°	18530	60°	15090	65°	13020	68°	11930	71°	10620	73°	9000		50
55					24°	14630	42°	15140	51°	15510	57°	13690	62°	12020	66°	10840	69°	9720	71°	8450		55
60					5°	12110	36°	12730	47°	13090	54°	12460	59°	10940	63°	9880	67°	8880	70°	7780		60
65							29°	10740	42°	11100	50°	11380	56°	9960	61°	9030	64°	8130	68°	7140		65
70							20°	9060	37°	9430	46°	9720	53°	9100	58°	8250	62°	7430	65°	6560		70
75									31°	8010	42°	8300	50°	8300	55°	7530	60°	6780	63°	6010		75
80									24°	6780	38°	7070	47°	7350	53°	6870	57°	6190	61°	5500		80
85									14°	5670	33°	6010	43°	6280	50°	6280	55°	5670	59°	5020		85
90											27°	5060	39°	5340	47°	5580	52°	5160	57°	4560		90
95											20°	4200	35°	4500	44°	4730	50°	4690	54°	4150		95
100													30°	3740	40°	3980	47°	4200	52°	3760		100
105													25°	3060	36°	3290	44°	3510	50°	3400		105
110													17°	2420	32°	2680	41°	2890	47°	3050		110
115															27°	2110	37°	2320	44°	2530		115
120															22°	1580	34°	1800	41°	2000		120
125															13°	1060	29°	1330	38°	1520		125
130																	25°	870	35°	1070		130
135																						135
140																						140
145																						145
	0°	24900	0°	17500	0°	11900	0°	6900	0°	4900	0°	2700	0°	1450								
STOWED		910		650		510		420		350		310		270		240		220		200		
ERECTED		2440		2220		2100		2010		1960		1920		1890		1860		1850		1830		

DEDUCTIONS FOR JIB FROM MAIN BOOM CAPACITIES

# CODE 35

## MAIN BOOM




RADIUS (FT)	ANGLE	LIFTING CAP. (LBS)	ANGLE	LIFTING CAP. (LBS)	ANGLE	LIFTING CAP. (LBS)	ANGLE	LIFTING CAP. (LBS)	ANGLE	LIFTING CAP. (LBS)	ANGLE	LIFTING CAP. (LBS)	ANGLE	LIFTING CAP. (LBS)	ANGLE	LIFTING CAP. (LBS)	ANGLE	LIFTING CAP. (LBS)	ANGLE	LIFTING CAP. (LBS)	RADIUS (FT)	
LENGTH	39.8 FT		53 FT		66 FT		80 FT		93 FT		106 FT		120 FT		133 FT		146 FT		159 FT			
6	73°	130000	78°	58000																		6
8	70°	118100	76°	58000	79°	58000																8
10	67°	106200	73°	58000	77°	58000	80°	58000														10
12	64°	95900	71°	58000	75°	58000	78°	57900	80°	46400												12
15	59°	82800	68°	58000	73°	58000	76°	52300	79°	42400	80°	33500										15
20	50°	60500	61°	58000	68°	54000	72°	45000	75°	36800	78°	29320	80°	24490								20
25	40°	46500	55°	47400	63°	46500	69°	39000	72°	32300	75°	25820	77°	22030	79°	19070	81°	13000				25
30	26°	37000	48°	37900	58°	38400	65°	34400	69°	28560	72°	23200	75°	19670	77°	17290	79°	13000	81°	9450		30
35			40°	31100	53°	31600	61°	30500	66°	25390	69°	20660	73°	17630	75°	15630	77°	13000	79°	9500		35
40			31°	25130	47°	25790	56°	26330	62°	22930	66°	18500	70°	15830	73°	14190	75°	12500	77°	9500		40
45			17°	20120	40°	20820	52°	21330	58°	20640	63°	16680	67°	14300	71°	12870	73°	11600	75°	9500		45
50					33°	17080	47°	17570	55°	17960	60°	15090	65°	13020	68°	11930	71°	10620	73°	9000		50
55					24°	14130	42°	14640	51°	15000	57°	13690	62°	12020	66°	10840	69°	9720	71°	8450		55
60					5°	11660	36°	12280	47°	12630	54°	12460	59°	10940	63°	9880	67°	8880	70°	7780		60
65							29°	10330	42°	10690	50°	10970	56°	9960	61°	9030	64°	8130	68°	7140		65
70							20°	8680	37°	9060	46°	9340	53°	9100	58°	8250	62°	7430	65°	6560		70
75									31°	7670	42°	7950	50°	8230	55°	7530	60°	6780	63°	6010		75
80									24°	6450	38°	6750	47°	7030	53°	6870	57°	6190	61°	5500		80
85									14°	5370	33°	5700	43°	5980	50°	6230	55°	5670	59°	5020		85
90											27°	4780	39°	5060	47°	5290	52°	5160	57°	4560		90
95											20°	3940	35°	4230	44°	4460	50°	4690	54°	4150		95
100													30°	3490	40°	3720	47°	3950	52°	3760		100
105													25°	2820	36°	3060	44°	3270	50°	3400		105
110													17°	2190	32°	2460	41°	2660	47°	2870		110
115															27°	1890	37°	2110	44°	2310		115
120															22°	1370	34°	1600	41°	1800		120
125															13°	860	29°	1130	38°	1320		125
130																			35°	880		130
135																						135
140																						140
145																						145
	0°	24800	0°	17150	0°	11500	0°	6800	0°	4750	0°	2700	0°	1400								
STOWED		910		650		510		420		350		310		270		240		220		200		
ERECTED		2440		2220		2100		2010		1960		1920		1890		1860		1850		1830		

DEDUCTIONS FOR JIB FROM MAIN BOOM CAPACITIES

# CODE 36

## MAIN BOOM




RADIUS (FT)	ANGLE	LIFTING CAP. (LBS)	ANGLE	LIFTING CAP. (LBS)	ANGLE	LIFTING CAP. (LBS)	ANGLE	LIFTING CAP. (LBS)	ANGLE	LIFTING CAP. (LBS)	ANGLE	LIFTING CAP. (LBS)	ANGLE	LIFTING CAP. (LBS)	ANGLE	LIFTING CAP. (LBS)	ANGLE	LIFTING CAP. (LBS)	ANGLE	LIFTING CAP. (LBS)	RADIUS (FT)	
LENGTH	39.8 FT		53 FT		66 FT		80 FT		93 FT		106 FT		120 FT		133 FT		146 FT		159 FT			
6	73°	130000	78°	58000																		6
8	70°	118100	76°	58000	79°	58000																8
10	67°	106200	73°	58000	77°	58000	80°	58000														10
12	64°	95900	71°	58000	75°	58000	78°	57900	80°	46400												12
15	59°	82500	68°	58000	73°	58000	76°	52300	79°	42400	80°	33500										15
20	50°	59900	61°	58000	68°	54000	72°	45000	75°	36800	78°	29320	80°	24490								20
25	40°	46000	55°	46900	63°	46500	69°	39000	72°	32300	75°	25820	77°	22030	79°	19070	81°	13000				25
30	26°	36500	48°	37500	58°	38000	65°	34400	69°	28560	72°	23200	75°	19670	77°	17290	79°	13000	81°	9450		30
35			40°	30700	53°	31200	61°	30500	66°	25390	69°	20660	73°	17630	75°	15630	77°	13000	79°	9500		35
40			31°	24380	47°	25040	56°	25580	62°	22930	66°	18500	70°	15830	73°	14190	75°	12500	77°	9500		40
45			17°	19470	40°	20180	52°	20680	58°	20640	63°	16680	67°	14300	71°	12870	73°	11600	75°	9500		45
50					33°	16510	47°	17000	55°	17390	60°	15090	65°	13020	68°	11930	71°	10620	73°	9000		50
55					24°	13630	42°	14130	51°	14500	57°	13690	62°	12020	66°	10840	69°	9720	71°	8450		55
60					5°	11210	36°	11820	47°	12180	54°	12460	59°	10940	63°	9880	67°	8880	70°	7780		60
65							29°	9920	42°	10280	50°	10560	56°	9960	61°	9030	64°	8130	68°	7140		65
70							20°	8300	37°	8680	46°	8970	53°	9100	58°	8250	62°	7430	65°	6560		70
75									31°	7320	42°	7600	50°	7890	55°	7530	60°	6780	63°	6010		75
80									24°	6130	38°	6430	47°	6700	53°	6870	57°	6190	61°	5500		80
85									14°	5070	33°	5400	43°	5670	50°	5930	55°	5670	59°	5020		85
90											27°	4490	39°	4780	47°	5010	52°	5160	57°	4560		90
95											20°	3670	35°	3970	44°	4200	50°	4430	54°	4150		95
100													30°	3240	40°	3470	47°	3700	52°	3760		100
105													25°	2580	36°	2820	44°	3040	50°	3250		105
110													17°	1960	32°	2230	41°	2440	47°	2650		110
115															27°	1680	37°	1890	44°	2090		115
120															22°	1170	34°	1390	41°	1590		120
125																	29°	930	38°	1130		125
130																						130
135																						135
140																						140
145																						145
	0°	24700	0°	16750	0°	11050	0°	6750	0°	4600	0°	2700	0°	1350								
STOWED		910		650		510		420		350		310		270		240		220		200		
ERECTED		2440		2220		2100		2010		1960		1920		1890		1860		1850		1830		

DEDUCTIONS FOR JIB FROM MAIN BOOM CAPACITIES

# CODE 37

## MAIN BOOM


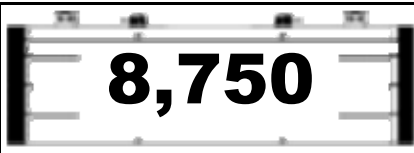


RADIUS (FT)	ANGLE	LIFTING CAP. (LBS)	ANGLE	LIFTING CAP. (LBS)	ANGLE	LIFTING CAP. (LBS)	ANGLE	LIFTING CAP. (LBS)	ANGLE	LIFTING CAP. (LBS)	ANGLE	LIFTING CAP. (LBS)	ANGLE	LIFTING CAP. (LBS)	ANGLE	LIFTING CAP. (LBS)	ANGLE	LIFTING CAP. (LBS)	ANGLE	LIFTING CAP. (LBS)	RADIUS (FT)	
LENGTH	39.8 FT		53 FT		66 FT		80 FT		93 FT		106 FT		120 FT		133 FT		146 FT		159 FT			
6	73°	130000	78°	58000																		6
8	70°	118100	76°	58000	79°	58000																8
10	67°	106200	73°	58000	77°	58000	80°	58000														10
12	64°	95900	71°	58000	75°	58000	78°	57900	80°	46400												12
15	59°	82800	68°	58000	73°	58000	76°	52300	79°	42400	80°	33500										15
20	50°	59000	61°	58000	68°	54000	72°	45000	75°	36800	78°	29320	80°	24490								20
25	40°	37800	55°	39000	63°	39800	69°	39000	72°	32300	75°	25820	77°	22030	79°	19070	81°	13000				25
30	26°	26580	48°	27730	58°	28420	65°	29060	69°	28560	72°	23200	75°	19670	77°	17290	79°	13000	81°	9450		30
35			40°	20690	53°	21330	61°	21900	66°	22360	69°	20660	73°	17630	75°	15630	77°	13000	79°	9500		35
40			31°	15870	47°	16500	56°	17020	62°	17430	66°	17830	70°	15830	73°	14190	75°	12500	77°	9500		40
45			17°	12310	40°	12990	52°	13470	58°	13850	63°	14220	67°	14300	71°	12870	73°	11600	75°	9500		45
50					33°	10300	47°	10780	55°	11160	60°	11470	65°	11870	68°	11930	71°	10620	73°	9000		50
55					24°	8170	42°	8660	51°	9020	57°	9320	62°	9690	66°	10020	69°	9720	71°	8450		55
60					5°	6340	36°	6940	47°	7290	54°	7580	59°	7900	63°	8230	67°	8600	70°	7780		60
65							29°	5510	42°	5860	50°	6130	56°	6440	61°	6750	64°	7090	68°	7140		65
70							20°	4290	37°	4660	46°	4940	53°	5220	58°	5510	62°	5820	65°	6140		70
75									31°	3620	42°	3900	50°	4180	55°	4450	60°	4730	63°	5040		75
80									24°	2720	38°	3010	47°	3280	53°	3540	57°	3800	61°	4080		80
85									14°	1900	33°	2220	43°	2490	50°	2740	55°	2990	59°	3250		85
90											27°	1520	39°	1800	47°	2030	52°	2270	57°	2510		90
95											20°	890	35°	1180	44°	1400	50°	1630	54°	1860		95
100															40°	840	47°	1060	52°	1280		100
105																			50°	760		105
110																						110
115																						115
120																						120
125																						125
130																						130
135																						135
140																						140
145																						145
	0°	20750	0°	11100	0°	6250	0°	3300	0°	1550												
STOWED		910		650		510		420		350		310		270		240		220		200		
ERECTED		2440		2220		2100		2010		1960		1920		1890		1860		1850		1830		

DEDUCTIONS FOR JIB FROM MAIN BOOM CAPACITIES

# CODE 38

## MAIN BOOM




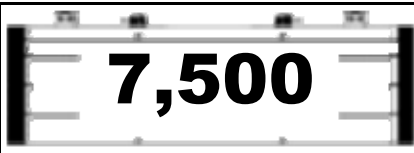
RADIUS (FT)	ANGLE	LIFTING CAP. (LBS)	ANGLE	LIFTING CAP. (LBS)	ANGLE	LIFTING CAP. (LBS)	ANGLE	LIFTING CAP. (LBS)	ANGLE	LIFTING CAP. (LBS)	ANGLE	LIFTING CAP. (LBS)	ANGLE	LIFTING CAP. (LBS)	ANGLE	LIFTING CAP. (LBS)	ANGLE	LIFTING CAP. (LBS)	RADIUS (FT)		
LENGTH	39.8 FT		53 FT		66 FT		80 FT		93 FT		106 FT		120 FT		133 FT		146 FT		159 FT		
6	73°	130000	78°	58000															6		
8	70°	118100	76°	58000	79°	58000													8		
10	67°	106200	73°	58000	77°	58000	80°	58000											10		
12	64°	95900	71°	58000	75°	58000	78°	57900	80°	46400									12		
15	59°	82800	68°	58000	73°	58000	76°	52300	79°	42400	80°	33500							15		
20	50°	57100	61°	58000	68°	54000	72°	45000	75°	36800	78°	29320	80°	24490					20		
25	40°	36500	55°	37700	63°	38500	69°	38900	72°	32300	75°	25820	77°	22030	79°	19070	81°	13000	25		
30	26°	25580	48°	26730	58°	27420	65°	28060	69°	28560	72°	23200	75°	19670	77°	17290	79°	13000	81°	9450	30
35			40°	19880	53°	20520	61°	21090	66°	21550	69°	20660	73°	17630	75°	15630	77°	13000	79°	9500	35
40			31°	15190	47°	15820	56°	16330	62°	16750	66°	17150	70°	15830	73°	14190	75°	12500	77°	9500	40
45			17°	11720	40°	12400	52°	12890	58°	13270	63°	13630	67°	14070	71°	12870	73°	11600	75°	9500	45
50					33°	9790	47°	10260	55°	10640	60°	10960	65°	11350	68°	11750	71°	10620	73°	9000	50
55					24°	7710	42°	8200	51°	8560	57°	8860	62°	9230	66°	9560	69°	9720	71°	8450	55
60					5°	5920	36°	6530	47°	6870	54°	7160	59°	7490	63°	7820	67°	8180	70°	7780	60
65							29°	5130	42°	5480	50°	5750	56°	6070	61°	6370	64°	6710	68°	7060	65
70							20°	3940	37°	4310	46°	4590	53°	4870	58°	5160	62°	5470	65°	5790	70
75									31°	3300	42°	3580	50°	3860	55°	4130	60°	4410	63°	4710	75
80									24°	2420	38°	2710	47°	2980	53°	3240	57°	3500	61°	3780	80
85									14°	1620	33°	1940	43°	2210	50°	2460	55°	2710	59°	2970	85
90											27°	1260	39°	1540	47°	1770	52°	2010	57°	2250	90
95													35°	930	44°	1160	50°	1390	54°	1610	95
100																	47°	830	52°	1050	100
105																					105
110																					110
115																					115
120																					120
125																					125
130																					130
135																					135
140																					140
145																					145
	0°	19900	0°	10550	0°	5850	0°	3000	0°	1300											
STOWED		910		650		510		420		350		310		270		240		220		200	
ERECTED		2440		2220		2100		2010		1960		1920		1890		1860		1850		1830	

DEDUCTIONS FOR JIB FROM MAIN BOOM CAPACITIES



# CODE 39

## MAIN BOOM


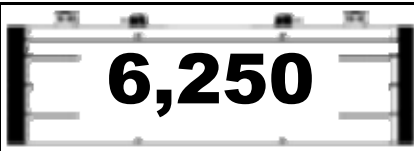


RADIUS (FT)	ANGLE	LIFTING CAP. (LBS)	ANGLE	LIFTING CAP. (LBS)	ANGLE	LIFTING CAP. (LBS)	ANGLE	LIFTING CAP. (LBS)	ANGLE	LIFTING CAP. (LBS)	ANGLE	LIFTING CAP. (LBS)	ANGLE	LIFTING CAP. (LBS)	ANGLE	LIFTING CAP. (LBS)	ANGLE	LIFTING CAP. (LBS)	RADIUS (FT)		
LENGTH	39.8 FT		53 FT		66 FT		80 FT		93 FT		106 FT		120 FT		133 FT		146 FT		159 FT		
6	73°	130000	78°	58000															6		
8	70°	118100	76°	58000	79°	58000													8		
10	67°	106200	73°	58000	77°	58000	80°	58000											10		
12	64°	95900	71°	58000	75°	58000	78°	57900	80°	46400									12		
15	59°	82800	68°	58000	73°	58000	76°	52300	79°	42400	80°	33500							15		
20	50°	55200	61°	56600	68°	54000	72°	45000	75°	36800	78°	29320	80°	24490					20		
25	40°	35200	55°	36400	63°	37200	69°	38000	72°	32300	75°	25820	77°	22030	79°	19070	81°	13000	25		
30	26°	24580	48°	25730	58°	26420	65°	27060	69°	27590	72°	23200	75°	19670	77°	17290	79°	13000	81°	9450	30
35			40°	19070	53°	19710	61°	20270	66°	20740	69°	20660	73°	17630	75°	15630	77°	13000	79°	9500	35
40			31°	14510	47°	15140	56°	15650	62°	16070	66°	16470	70°	15830	73°	14190	75°	12500	77°	9500	40
45			17°	11130	40°	11810	52°	12300	58°	12680	63°	13040	67°	13480	71°	12870	73°	11600	75°	9500	45
50					33°	9270	47°	9750	55°	10120	60°	10440	65°	10840	68°	11230	71°	10620	73°	9000	50
55					24°	7250	42°	7740	51°	8100	57°	8400	62°	8770	66°	9100	69°	9510	71°	8450	55
60					5°	5510	36°	6110	47°	6460	54°	6740	59°	7070	63°	7400	67°	7770	70°	7780	60
65							29°	4760	42°	5100	50°	5380	56°	5690	61°	6000	64°	6330	68°	6680	65
70							20°	3590	37°	3960	46°	4240	53°	4530	58°	4820	62°	5120	65°	5450	70
75									31°	2980	42°	3260	50°	3540	55°	3810	60°	4090	63°	4390	75
80									24°	2120	38°	2410	47°	2680	53°	2940	57°	3200	61°	3480	80
85									14°	1340	33°	1670	43°	1930	50°	2180	55°	2430	59°	2690	85
90											27°	1000	39°	1280	47°	1510	52°	1740	57°	1980	90
95															44°	910	50°	1140	54°	1370	95
100																			52°	810	100
105																					105
110																					110
115																					115
120																					120
125																					125
130																					130
135																					135
140																					140
145																					145
	0°	19050	0°	9950	0°	5450	0°	2650	0°	1000											
STOWED		910		650		510		420		350		310		270		240		220		200	
ERECTED		2440		2220		2100		2010		1960		1920		1890		1860		1850		1830	

DEDUCTIONS FOR JIB FROM MAIN BOOM CAPACITIES

# CODE 40

## MAIN BOOM



RADIUS (FT)	ANGLE	LIFTING CAP. (LBS)	ANGLE	LIFTING CAP. (LBS)	ANGLE	LIFTING CAP. (LBS)	ANGLE	LIFTING CAP. (LBS)	ANGLE	LIFTING CAP. (LBS)	ANGLE	LIFTING CAP. (LBS)	ANGLE	LIFTING CAP. (LBS)	ANGLE	LIFTING CAP. (LBS)	ANGLE	LIFTING CAP. (LBS)	RADIUS (FT)		
LENGTH	39.8 FT		53 FT		66 FT		80 FT		93 FT		106 FT		120 FT		133 FT		146 FT		159 FT		
6	73°	130000	78°	58000															6		
8	70°	118100	76°	58000	79°	58000													8		
10	67°	106200	73°	58000	77°	58000	80°	58000											10		
12	64°	95900	71°	58000	75°	58000	78°	57900	80°	46400									12		
15	59°	82800	68°	58000	73°	58000	76°	52300	79°	42400	80°	33500							15		
20	50°	53300	61°	54700	68°	54000	72°	45000	75°	36800	78°	29320	80°	24490					20		
25	40°	33900	55°	35100	63°	35900	69°	36600	72°	32300	75°	25820	77°	22030	79°	19070	81°	13000	25		
30	26°	23580	48°	24730	58°	25420	65°	26060	69°	26590	72°	23200	75°	19670	77°	17290	79°	13000	81°	9450	30
35			40°	18260	53°	18900	61°	19460	66°	19930	69°	20370	73°	17630	75°	15630	77°	13000	79°	9500	35
40			31°	13820	47°	14460	56°	14970	62°	15380	66°	15790	70°	15830	73°	14190	75°	12500	77°	9500	40
45			17°	10540	40°	11220	52°	11710	58°	12090	63°	12460	67°	12890	71°	12870	73°	11600	75°	9500	45
50					33°	8750	47°	9230	55°	9610	60°	9920	65°	10320	68°	10720	71°	10620	73°	9000	50
55					24°	6790	42°	7280	51°	7640	57°	7940	62°	8310	66°	8640	69°	9050	71°	8450	55
60					5°	5090	36°	5690	47°	6040	54°	6330	59°	6650	63°	6990	67°	7350	70°	7740	60
65							29°	4380	42°	4720	50°	5000	56°	5310	61°	5620	64°	5950	68°	6300	65
70							20°	3250	37°	3610	46°	3890	53°	4180	58°	4470	62°	4780	65°	5100	70
75									31°	2660	42°	2940	50°	3210	55°	3490	60°	3760	63°	4070	75
80									24°	1820	38°	2110	47°	2380	53°	2640	57°	2900	61°	3190	80
85									14°	1060	33°	1390	43°	1650	50°	1900	55°	2150	59°	2410	85
90											27°	740	39°	1020	47°	1250	52°	1480	57°	1720	90
95																	50°	890	54°	1120	95
100																					100
105																					105
110																					110
115																					115
120																					120
125																					125
130																					130
135																					135
140																					140
145																					145
	0°	18200	0°	9400	0°	5000	0°	2350	0°	750											
STOWED		910		650		510		420		350		310		270		240		220		200	
ERECTED		2440		2220		2100		2010		1960		1920		1890		1860		1850		1830	

DEDUCTIONS FOR JIB FROM MAIN BOOM CAPACITIES

# CODE 41

## MAIN BOOM

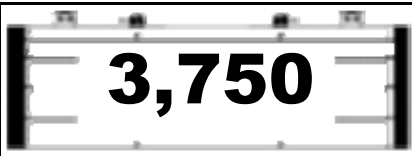


RADIUS (FT)	ANGLE	LIFTING CAP. (LBS)	ANGLE	LIFTING CAP. (LBS)	ANGLE	LIFTING CAP. (LBS)	ANGLE	LIFTING CAP. (LBS)	ANGLE	LIFTING CAP. (LBS)	ANGLE	LIFTING CAP. (LBS)	ANGLE	LIFTING CAP. (LBS)	ANGLE	LIFTING CAP. (LBS)	ANGLE	LIFTING CAP. (LBS)	ANGLE	LIFTING CAP. (LBS)	RADIUS (FT)	
LENGTH	39.8 FT		53 FT		66 FT		80 FT		93 FT		106 FT		120 FT		133 FT		146 FT		159 FT			
6	73°	130000	78°	58000																		6
8	70°	118100	76°	58000	79°	58000																8
10	67°	106200	73°	58000	77°	58000	80°	58000														10
12	64°	95900	71°	58000	75°	58000	78°	57900	80°	46400												12
15	59°	82800	68°	58000	73°	58000	76°	52300	79°	42400	80°	33500										15
20	50°	51400	61°	52800	68°	53800	72°	45000	75°	36800	78°	29320	80°	24490								20
25	40°	32600	55°	33800	63°	34600	69°	35300	72°	32300	75°	25820	77°	22030	79°	19070	81°	13000				25
30	26°	22570	48°	23720	58°	24410	65°	25050	69°	25580	72°	23200	75°	19670	77°	17290	79°	13000	81°	9450		30
35			40°	17450	53°	18090	61°	18650	66°	19120	69°	19560	73°	17630	75°	15630	77°	13000	79°	9500		35
40			31°	13140	47°	13780	56°	14290	62°	14700	66°	15100	70°	15590	73°	14190	75°	12500	77°	9500		40
45			17°	9960	40°	10640	52°	11120	58°	11510	63°	11870	67°	12300	71°	12780	73°	11600	75°	9500		45
50					33°	8240	47°	8710	55°	9090	60°	9410	65°	9810	68°	10200	71°	10620	73°	9000		50
55					24°	6330	42°	6820	51°	7180	57°	7480	62°	7850	66°	8180	69°	8590	71°	8450		55
60					5°	4680	36°	5280	47°	5630	54°	5910	59°	6240	63°	6570	67°	6940	70°	7320		60
65							29°	4000	42°	4350	50°	4620	56°	4930	61°	5240	64°	5580	68°	5920		65
70							20°	2900	37°	3270	46°	3550	53°	3830	58°	4120	62°	4430	65°	4750		70
75									31°	2340	42°	2620	50°	2890	55°	3170	60°	3440	63°	3750		75
80									24°	1520	38°	1810	47°	2080	53°	2340	57°	2600	61°	2890		80
85									14°	780	33°	1110	43°	1370	50°	1620	55°	1870	59°	2130		85
90													39°	760	47°	980	52°	1220	57°	1460		90
95																			54°	870		95
100																						100
105																						105
110																						110
115																						115
120																						120
125																						125
130																						130
135																						135
140																						140
145																						145
	0°	17350	0°	8850	0°	4600	0°	2000														
STOWED		910		650		510		420		350		310		270		240		220		200		
ERECTED		2440		2220		2100		2010		1960		1920		1890		1860		1850		1830		

DEDUCTIONS FOR JIB FROM MAIN BOOM CAPACITIES

# CODE 42

## MAIN BOOM

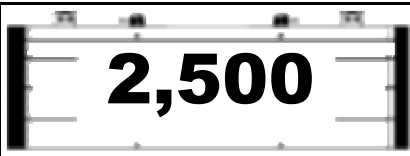


RADIUS (FT)	ANGLE	LIFTING CAP. (LBS)	ANGLE	LIFTING CAP. (LBS)	ANGLE	LIFTING CAP. (LBS)	ANGLE	LIFTING CAP. (LBS)	ANGLE	LIFTING CAP. (LBS)	ANGLE	LIFTING CAP. (LBS)	ANGLE	LIFTING CAP. (LBS)	ANGLE	LIFTING CAP. (LBS)	ANGLE	LIFTING CAP. (LBS)	RADIUS (FT)		
LENGTH	39.8 FT		53 FT		66 FT		80 FT		93 FT		106 FT		120 FT		133 FT		146 FT		159 FT		
6	73°	130000	78°	58000															6		
8	70°	118100	76°	58000	79°	58000													8		
10	67°	106200	73°	58000	77°	58000	80°	58000											10		
12	64°	95900	71°	58000	75°	58000	78°	57900	80°	46400									12		
15	59°	82800	68°	58000	73°	58000	76°	52300	79°	42400	80°	33500							15		
20	50°	49500	61°	50900	68°	51900	72°	45000	75°	36800	78°	29320	80°	24490					20		
25	40°	31300	55°	32500	63°	33300	69°	34000	72°	32300	75°	25820	77°	22030	79°	19070	81°	13000	25		
30	26°	21570	48°	22720	58°	23410	65°	24050	69°	24580	72°	23200	75°	19670	77°	17290	79°	13000	81°	9450	30
35			40°	16640	53°	17280	61°	17840	66°	18310	69°	18750	73°	17630	75°	15630	77°	13000	79°	9500	35
40			31°	12460	47°	13090	56°	13610	62°	14020	66°	14420	70°	14910	73°	14190	75°	12500	77°	9500	40
45			17°	9370	40°	10050	52°	10540	58°	10920	63°	11280	67°	11720	71°	12190	73°	11600	75°	9500	45
50					33°	7720	47°	8200	55°	8580	60°	8890	65°	9290	68°	9690	71°	10120	73°	9000	50
55					24°	5870	42°	6360	51°	6720	57°	7010	62°	7390	66°	7720	69°	8130	71°	8450	55
60					5°	4260	36°	4860	47°	5210	54°	5500	59°	5820	63°	6160	67°	6520	70°	6910	60
65							29°	3620	42°	3970	50°	4240	56°	4550	61°	4860	64°	5200	68°	5550	65
70							20°	2550	37°	2920	46°	3200	53°	3480	58°	3770	62°	4080	65°	4400	70
75									31°	2020	42°	2300	50°	2570	55°	2840	60°	3120	63°	3430	75
80									24°	1220	38°	1520	47°	1780	53°	2040	57°	2300	61°	2590	80
85											33°	830	43°	1090	50°	1340	55°	1590	59°	1850	85
90															47°	720	52°	960	57°	1200	90
95																					95
100																					100
105																					105
110																					110
115																					115
120																					120
125																					125
130																					130
135																					135
140																					140
145																					145
	0°	16500	0°	8300	0°	4200	0°	1700													
STOWED		910		650		510		420		350		310		270		240		220		200	
ERECTED		2440		2220		2100		2010		1960		1920		1890		1860		1850		1830	

DEDUCTIONS FOR JIB FROM MAIN BOOM CAPACITIES

# CODE 43

## MAIN BOOM



RADIUS (FT)	ANGLE	LIFTING CAP. (LBS)	ANGLE	LIFTING CAP. (LBS)	ANGLE	LIFTING CAP. (LBS)	ANGLE	LIFTING CAP. (LBS)	ANGLE	LIFTING CAP. (LBS)	ANGLE	LIFTING CAP. (LBS)	ANGLE	LIFTING CAP. (LBS)	ANGLE	LIFTING CAP. (LBS)	ANGLE	LIFTING CAP. (LBS)	RADIUS (FT)		
LENGTH	39.8 FT		53 FT		66 FT		80 FT		93 FT		106 FT		120 FT		133 FT		146 FT		159 FT		
6	73°	130000	78°	58000															6		
8	70°	118100	76°	58000	79°	58000													8		
10	67°	106200	73°	58000	77°	58000	80°	58000											10		
12	64°	95900	71°	58000	75°	58000	78°	57900	80°	46400									12		
15	59°	82800	68°	58000	73°	58000	76°	52300	79°	42400	80°	33500							15		
20	50°	47600	61°	49000	68°	50000	72°	45000	75°	36800	78°	29320	80°	24490					20		
25	40°	30000	55°	31200	63°	31900	69°	32700	72°	32300	75°	25820	77°	22030	79°	19070	81°	13000	25		
30	26°	20570	48°	21720	58°	22410	65°	23050	69°	23580	72°	23200	75°	19670	77°	17290	79°	13000	81°	9450	30
35			40°	15820	53°	16470	61°	17030	66°	17490	69°	17940	73°	17630	75°	15630	77°	13000	79°	9500	35
40			31°	11780	47°	12410	56°	12930	62°	13340	66°	13740	70°	14230	73°	14190	75°	12500	77°	9500	40
45			17°	8780	40°	9460	52°	9950	58°	10330	63°	10690	67°	11130	71°	11610	73°	11600	75°	9500	45
50					33°	7210	47°	7680	55°	8060	60°	8380	65°	8770	68°	9170	71°	9600	73°	9000	50
55					24°	5410	42°	5900	51°	6250	57°	6550	62°	6930	66°	7260	69°	7670	71°	8080	55
60					5°	3850	36°	4450	47°	4800	54°	5080	59°	5410	63°	5740	67°	6110	70°	6490	60
65							29°	3240	42°	3590	50°	3860	56°	4170	61°	4480	64°	4820	68°	5170	65
70							20°	2200	37°	2570	46°	2850	53°	3140	58°	3430	62°	3730	65°	4060	70
75									31°	1700	42°	1980	50°	2250	55°	2520	60°	2800	63°	3110	75
80									24°	930	38°	1220	47°	1480	53°	1740	57°	2000	61°	2290	80
85													43°	820	50°	1060	55°	1310	59°	1570	85
90																			57°	940	90
95																					95
100																					100
105																					105
110																					110
115																					115
120																					120
125																					125
130																					130
135																					135
140																					140
145																					145
	0°	15650	0°	7750	0°	3750	0°	1350													
STOWED		910		650		510		420		350		310		270		240		220		200	
ERECTED		2440		2220		2100		2010		1960		1920		1890		1860		1850		1830	

DEDUCTIONS FOR JIB FROM MAIN BOOM CAPACITIES

# CODE 44

## MAIN BOOM





RADIUS (FT)	ANGLE	LIFTING CAP. (LBS)	ANGLE	LIFTING CAP. (LBS)	ANGLE	LIFTING CAP. (LBS)	ANGLE	LIFTING CAP. (LBS)	ANGLE	LIFTING CAP. (LBS)	ANGLE	LIFTING CAP. (LBS)	ANGLE	LIFTING CAP. (LBS)	ANGLE	LIFTING CAP. (LBS)	ANGLE	LIFTING CAP. (LBS)	RADIUS (FT)		
LENGTH	39.8 FT		53 FT		66 FT		80 FT		93 FT		106 FT		120 FT		133 FT		146 FT		159 FT		
6	73°	130000	78°	58000															6		
8	70°	118100	76°	58000	79°	58000													8		
10	67°	106200	73°	58000	77°	58000	80°	58000											10		
12	64°	95900	71°	58000	75°	58000	78°	57900	80°	46400									12		
15	59°	82800	68°	58000	73°	58000	76°	52300	79°	42400	80°	33500							15		
20	50°	45700	61°	47100	68°	48100	72°	45000	75°	36800	78°	29320	80°	24490					20		
25	40°	28710	55°	29890	63°	30600	69°	31400	72°	31800	75°	25820	77°	22030	79°	19070	81°	13000	25		
30	26°	19570	48°	20720	58°	21410	65°	22050	69°	22580	72°	23100	75°	19670	77°	17290	79°	13000	81°	9450	30
35			40°	15010	53°	15660	61°	16220	66°	16680	69°	17130	73°	17630	75°	15630	77°	13000	79°	9500	35
40			31°	11100	47°	11730	56°	12250	62°	12660	66°	13060	70°	13550	73°	14100	75°	12500	77°	9500	40
45			17°	8190	40°	8870	52°	9360	58°	9740	63°	10110	67°	10540	71°	11020	73°	11470	75°	9500	45
50					33°	6690	47°	7170	55°	7540	60°	7860	65°	8260	68°	8650	71°	9090	73°	9000	50
55					24°	4950	42°	5440	51°	5790	57°	6090	62°	6470	66°	6800	69°	7210	71°	7620	55
60					5°	3430	36°	4030	47°	4380	54°	4670	59°	4990	63°	5320	67°	5690	70°	6070	60
65							29°	2860	42°	3210	50°	3480	56°	3800	61°	4100	64°	4440	68°	4790	65
70							20°	1860	37°	2220	46°	2500	53°	2790	58°	3080	62°	3390	65°	3710	70
75									31°	1370	42°	1660	50°	1930	55°	2200	60°	2480	63°	2790	75
80											38°	920	47°	1190	53°	1440	57°	1710	61°	1990	80
85															50°	780	55°	1030	59°	1300	85
90																					90
95																					95
100																					100
105																					105
110																					110
115																					115
120																					120
125																					125
130																					130
135																					135
140																					140
145																					145
	0°	14800	0°	7200	0°	3350	0°	1050													
STOWED		910		650		510		420		350		310		270		240		220		200	
ERECTED		2440		2220		2100		2010		1960		1920		1890		1860		1850		1830	

DEDUCTIONS FOR JIB FROM MAIN BOOM CAPACITIES

# CODE 45

## MAIN BOOM



RADIUS (FT)	ANGLE	LIFTING CAP. (LBS)	ANGLE	LIFTING CAP. (LBS)	ANGLE	LIFTING CAP. (LBS)	ANGLE	LIFTING CAP. (LBS)	ANGLE	LIFTING CAP. (LBS)	ANGLE	LIFTING CAP. (LBS)	ANGLE	LIFTING CAP. (LBS)	ANGLE	LIFTING CAP. (LBS)	ANGLE	LIFTING CAP. (LBS)	RADIUS (FT)		
LENGTH	39.8 FT		53 FT		66 FT		80 FT		93 FT		106 FT		120 FT		133 FT		146 FT		159 FT		
6	73°	130000	78°	58000															6		
8	70°	118100	76°	58000	79°	58000													8		
10	67°	106200	73°	58000	77°	58000	80°	58000											10		
12	64°	95900	71°	58000	75°	58000	78°	57900	80°	46400									12		
15	59°	82500	68°	58000	73°	58000	76°	52300	79°	42400	80°	33500							15		
20	50°	43900	61°	45200	68°	46200	72°	45000	75°	36800	78°	29320	80°	24490					20		
25	40°	27400	55°	28580	63°	29370	69°	30100	72°	30500	75°	25820	77°	22030	79°	19070	81°	13000	25		
30	26°	18570	48°	19720	58°	20410	65°	21050	69°	21580	72°	22100	75°	19670	77°	17290	79°	13000	81°	9450	30
35			40°	14200	53°	14840	61°	15410	66°	15870	69°	16320	73°	16910	75°	15630	77°	13000	79°	9500	35
40			31°	10420	47°	11050	56°	11570	62°	11980	66°	12380	70°	12870	73°	13420	75°	12500	77°	9500	40
45			17°	7610	40°	8290	52°	8770	58°	9160	63°	9520	67°	9950	71°	10430	73°	10880	75°	9500	45
50					33°	6170	47°	6650	55°	7030	60°	7340	65°	7740	68°	8140	71°	8570	73°	9000	50
55					24°	4490	42°	4980	51°	5330	57°	5630	62°	6010	66°	6340	69°	6750	71°	7160	55
60					5°	3020	36°	3620	47°	3970	54°	4250	59°	4580	63°	4910	67°	5280	70°	5660	60
65							29°	2480	42°	2830	50°	3100	56°	3420	61°	3730	64°	4060	68°	4410	65
70							20°	1510	37°	1880	46°	2160	53°	2440	58°	2730	62°	3040	65°	3360	70
75									31°	1050	42°	1330	50°	1610	55°	1880	60°	2160	63°	2460	75
80													47°	890	53°	1140	57°	1410	61°	1690	80
85																	55°	750	59°	1020	85
90																					90
95																					95
100																					100
105																					105
110																					110
115																					115
120																					120
125																					125
130																					130
135																					135
140																					140
145																					145
	0°	13950	0°	6650	0°	2950	0°	700													
STOWED		910		650		510		420		350		310		270		240		220		200	
ERECTED		2440		2220		2100		2010		1960		1920		1890		1860		1850		1830	

DEDUCTIONS FOR JIB FROM MAIN BOOM CAPACITIES

# CODE 46

## MAIN BOOM



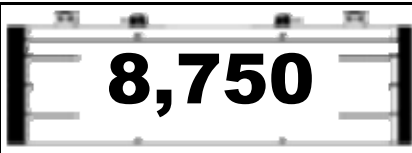
RADIUS (FT)	ANGLE	LIFTING CAP. (LBS)	ANGLE	LIFTING CAP. (LBS)	ANGLE	LIFTING CAP. (LBS)	ANGLE	LIFTING CAP. (LBS)	ANGLE	LIFTING CAP. (LBS)	ANGLE	LIFTING CAP. (LBS)	ANGLE	LIFTING CAP. (LBS)	ANGLE	LIFTING CAP. (LBS)	ANGLE	LIFTING CAP. (LBS)	ANGLE	LIFTING CAP. (LBS)	RADIUS (FT)	
LENGTH	39.8 FT		53 FT		66 FT		80 FT		93 FT		106 FT		120 FT		133 FT		146 FT		159 FT			
6	73°	130000	78°	58000																		6
8	70°	118100	76°	58000	79°	58000																8
10	67°	106200	73°	58000	77°	58000	80°	58000														10
12	64°	95900	71°	58000	75°	58000	78°	57900	80°	46400												12
15	59°	82800	68°	58000	73°	58000	76°	52300	79°	42400	80°	33500										15
20	50°	65100	61°	58000	68°	54000	72°	45000	75°	36800	78°	29320	80°	24490								20
25	40°	50200	55°	51000	63°	46500	69°	39000	72°	32300	75°	25820	77°	22030	79°	19070	81°	13000				25
30	26°	40000	48°	41000	58°	40500	65°	34400	69°	28560	72°	23200	75°	19670	77°	17290	79°	13000	81°	9450		30
35			40°	33700	53°	34200	61°	30500	66°	25390	69°	20660	73°	17630	75°	15630	77°	13000	79°	9500		35
40			31°	28220	47°	28780	56°	27250	62°	22930	66°	18500	70°	15830	73°	14190	75°	12500	77°	9500		40
45			17°	23840	40°	24460	52°	24510	58°	20640	63°	16680	67°	14300	71°	12870	73°	11600	75°	9500		45
50					33°	20980	47°	21420	55°	18740	60°	15090	65°	13020	68°	11930	71°	10620	73°	9000		50
55					24°	17640	42°	18140	51°	17030	57°	13690	62°	12020	66°	10840	69°	9720	71°	8450		55
60					5°	12810	36°	15430	47°	15540	54°	12460	59°	10940	63°	9880	67°	8880	70°	7780		60
65							29°	13200	42°	13560	50°	11570	56°	9960	61°	9030	64°	8130	68°	7140		65
70							20°	11310	37°	11690	46°	10590	53°	9100	58°	8250	62°	7430	65°	6560		70
75									31°	10090	42°	9700	50°	8300	55°	7530	60°	6780	63°	6010		75
80									24°	8710	38°	8890	47°	7580	53°	6870	57°	6190	61°	5500		80
85									14°	7470	33°	7810	43°	6940	50°	6280	55°	5670	59°	5020		85
90											27°	6750	39°	6350	47°	5720	52°	5160	57°	4560		90
95											20°	5790	35°	5790	44°	5200	50°	4690	54°	4150		95
100													30°	5250	40°	4740	47°	4250	52°	3760		100
105													25°	4480	36°	4300	44°	3840	50°	3400		105
110													17°	3770	32°	3900	41°	3460	47°	3050		110
115															27°	3400	37°	3100	44°	2720		115
120															22°	2810	34°	2770	41°	2410		120
125															13°	2230	29°	2460	38°	2110		125
130																	25°	2000	35°	1820		130
135																	18°	1520	31°	1540		135
140																	3°	970	27°	1280		140
145																			22°	900		145
	0°	25350	0°	19200	0°	12600	0°	7200	0°	5900	0°	2600	0°	1650	0°	1250	0°	900				
STOWED		910		650		510		420		350		310		270		240		220		200		
ERECTED		2440		2220		2100		2010		1960		1920		1890		1860		1850		1830		

DEDUCTIONS FOR JIB FROM MAIN BOOM CAPACITIES



# CODE 47

## MAIN BOOM

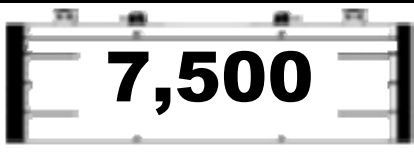



RADIUS (FT)	ANGLE	LIFTING CAP. (LBS)	ANGLE	LIFTING CAP. (LBS)	ANGLE	LIFTING CAP. (LBS)	ANGLE	LIFTING CAP. (LBS)	ANGLE	LIFTING CAP. (LBS)	ANGLE	LIFTING CAP. (LBS)	ANGLE	LIFTING CAP. (LBS)	ANGLE	LIFTING CAP. (LBS)	ANGLE	LIFTING CAP. (LBS)	ANGLE	LIFTING CAP. (LBS)	RADIUS (FT)	
LENGTH	39.8 FT		53 FT		66 FT		80 FT		93 FT		106 FT		120 FT		133 FT		146 FT		159 FT			
6	73°	130000	78°	58000																		6
8	70°	118100	76°	58000	79°	58000																8
10	67°	106200	73°	58000	77°	58000	80°	58000														10
12	64°	95900	71°	58000	75°	58000	78°	57900	80°	46400												12
15	59°	82800	68°	58000	73°	58000	76°	52300	79°	42400	80°	33500										15
20	50°	64400	61°	58000	68°	54000	72°	45000	75°	36800	78°	29320	80°	24490								20
25	40°	49700	55°	50500	63°	46500	69°	39000	72°	32300	75°	25820	77°	22030	79°	19070	81°	13000				25
30	26°	39600	48°	40500	58°	40500	65°	34400	69°	28560	72°	23200	75°	19670	77°	17290	79°	13000	81°	9450		30
35			40°	33300	53°	33900	61°	30500	66°	25390	69°	20660	73°	17630	75°	15630	77°	13000	79°	9500		35
40			31°	27890	47°	28450	56°	27250	62°	22930	66°	18500	70°	15830	73°	14190	75°	12500	77°	9500		40
45			17°	23540	40°	24170	52°	24510	58°	20640	63°	16680	67°	14300	71°	12870	73°	11600	75°	9500		45
50					33°	20460	47°	20950	55°	18740	60°	15090	65°	13020	68°	11930	71°	10620	73°	9000		50
55					24°	17140	42°	17640	51°	17030	57°	13690	62°	12020	66°	10840	69°	9720	71°	8450		55
60					5°	12810	36°	14980	47°	15340	54°	12460	59°	10940	63°	9880	67°	8880	70°	7780		60
65							29°	12790	42°	13150	50°	11570	56°	9960	61°	9030	64°	8130	68°	7140		65
70							20°	10930	37°	11310	46°	10590	53°	9100	58°	8250	62°	7430	65°	6560		70
75									31°	9750	42°	9700	50°	8300	55°	7530	60°	6780	63°	6010		75
80									24°	8390	38°	8680	47°	7580	53°	6870	57°	6190	61°	5500		80
85									14°	7170	33°	7510	43°	6940	50°	6280	55°	5670	59°	5020		85
90											27°	6470	39°	6350	47°	5720	52°	5160	57°	4560		90
95											20°	5530	35°	5790	44°	5200	50°	4690	54°	4150		95
100													30°	5000	40°	4740	47°	4250	52°	3760		100
105													25°	4240	36°	4300	44°	3840	50°	3400		105
110													17°	3540	32°	3810	41°	3460	47°	3050		110
115															27°	3180	37°	3100	44°	2720		115
120															22°	2600	34°	2770	41°	2410		120
125															13°	2040	29°	2310	38°	2110		125
130																25°	1810	35°	1820		130	
135																18°	1340	31°	1540		135	
140																3°	800	27°	1140		140	
145																		22°	730		145	
	0°	25300	0°	19000	0°	12600	0°	7150	0°	5750	0°	2650	0°	1600	0°	1150	0°	750				
STOWED		910		650		510		420		350		310		270		240		220		200		
ERECTED		2440		2220		2100		2010		1960		1920		1890		1860		1850		1830		

DEDUCTIONS FOR JIB FROM MAIN BOOM CAPACITIES

# CODE 48

## MAIN BOOM

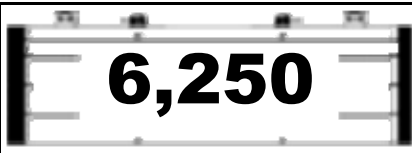


RADIUS (FT)	ANGLE	LIFTING CAP. (LBS)	ANGLE	LIFTING CAP. (LBS)	ANGLE	LIFTING CAP. (LBS)	ANGLE	LIFTING CAP. (LBS)	ANGLE	LIFTING CAP. (LBS)	ANGLE	LIFTING CAP. (LBS)	ANGLE	LIFTING CAP. (LBS)	ANGLE	LIFTING CAP. (LBS)	ANGLE	LIFTING CAP. (LBS)	ANGLE	LIFTING CAP. (LBS)	RADIUS (FT)	
LENGTH	39.8 FT		53 FT		66 FT		80 FT		93 FT		106 FT		120 FT		133 FT		146 FT		159 FT			
6	73°	130000	78°	58000																		6
8	70°	118100	76°	58000	79°	58000																8
10	67°	106200	73°	58000	77°	58000	80°	58000														10
12	64°	95900	71°	58000	75°	58000	78°	57900	80°	46400												12
15	59°	82800	68°	58000	73°	58000	76°	52300	79°	42400	80°	33500										15
20	50°	63800	61°	58000	68°	54000	72°	45000	75°	36800	78°	29320	80°	24490								20
25	40°	49100	55°	50000	63°	46500	69°	39000	72°	32300	75°	25820	77°	22030	79°	19070	81°	13000				25
30	26°	39200	48°	40100	58°	40500	65°	34400	69°	28560	72°	23200	75°	19670	77°	17290	79°	13000	81°	9450		30
35			40°	32900	53°	33500	61°	30500	66°	25390	69°	20660	73°	17630	75°	15630	77°	13000	79°	9500		35
40			31°	27550	47°	28110	56°	27250	62°	22930	66°	18500	70°	15830	73°	14190	75°	12500	77°	9500		40
45			17°	23240	40°	23870	52°	24310	58°	20640	63°	16680	67°	14300	71°	12870	73°	11600	75°	9500		45
50					33°	19890	47°	20380	55°	18740	60°	15090	65°	13020	68°	11930	71°	10620	73°	9000		50
55					24°	16630	42°	17140	51°	17030	57°	13690	62°	12020	66°	10840	69°	9720	71°	8450		55
60					5°	12810	36°	14530	47°	14890	54°	12460	59°	10940	63°	9880	67°	8880	70°	7780		60
65							29°	12380	42°	12740	50°	11570	56°	9960	61°	9030	64°	8130	68°	7140		65
70							20°	10560	37°	10930	46°	10590	53°	9100	58°	8250	62°	7430	65°	6560		70
75									31°	9400	42°	9690	50°	8300	55°	7530	60°	6780	63°	6010		75
80									24°	8060	38°	8360	47°	7580	53°	6870	57°	6190	61°	5500		80
85									14°	6870	33°	7210	43°	6940	50°	6280	55°	5670	59°	5020		85
90											27°	6180	39°	6350	47°	5720	52°	5160	57°	4560		90
95											20°	5260	35°	5560	44°	5200	50°	4690	54°	4150		95
100													30°	4750	40°	4740	47°	4250	52°	3760		100
105													25°	4000	36°	4240	44°	3840	50°	3400		105
110													17°	3320	32°	3580	41°	3460	47°	3050		110
115															27°	2970	37°	3100	44°	2720		115
120															22°	2400	34°	2620	41°	2410		120
125															13°	1840	29°	2110	38°	2110		125
130																25°	1620	35°	1820			130
135																18°	1160	31°	1380			135
140																		27°	960			140
145																						145
	0°	25200	0°	18850	0°	12600	0°	7100	0°	5600	0°	2650	0°	1550	0°	1050						
STOWED		910		650		510		420		350		310		270		240		220		200		
ERECTED		2440		2220		2100		2010		1960		1920		1890		1860		1850		1830		

DEDUCTIONS FOR JIB FROM MAIN BOOM CAPACITIES

# CODE 49

## MAIN BOOM

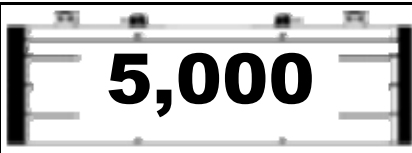


RADIUS (FT)	ANGLE	LIFTING CAP. (LBS)	ANGLE	LIFTING CAP. (LBS)	ANGLE	LIFTING CAP. (LBS)	ANGLE	LIFTING CAP. (LBS)	ANGLE	LIFTING CAP. (LBS)	ANGLE	LIFTING CAP. (LBS)	ANGLE	LIFTING CAP. (LBS)	ANGLE	LIFTING CAP. (LBS)	ANGLE	LIFTING CAP. (LBS)	ANGLE	LIFTING CAP. (LBS)	RADIUS (FT)	
LENGTH	39.8 FT		53 FT		66 FT		80 FT		93 FT		106 FT		120 FT		133 FT		146 FT		159 FT			
6	73°	130000	78°	58000																		6
8	70°	118100	76°	58000	79°	58000																8
10	67°	106200	73°	58000	77°	58000	80°	58000														10
12	64°	95900	71°	58000	75°	58000	78°	57900	80°	46400												12
15	59°	82800	68°	58000	73°	58000	76°	52300	79°	42400	80°	33500										15
20	50°	63100	61°	58000	68°	54000	72°	45000	75°	36800	78°	29320	80°	24490								20
25	40°	48600	55°	49500	63°	46500	69°	39000	72°	32300	75°	25820	77°	22030	79°	19070	81°	13000				25
30	26°	38700	48°	39700	58°	40200	65°	34400	69°	28560	72°	23200	75°	19670	77°	17290	79°	13000	81°	9450		30
35			40°	32600	53°	33100	61°	30500	66°	25390	69°	20660	73°	17630	75°	15630	77°	13000	79°	9500		35
40			31°	27220	47°	27780	56°	27250	62°	22930	66°	18500	70°	15830	73°	14190	75°	12500	77°	9500		40
45			17°	22690	40°	23390	52°	23900	58°	20640	63°	16680	67°	14300	71°	12870	73°	11600	75°	9500		45
50					33°	19330	47°	19820	55°	18740	60°	15090	65°	13020	68°	11930	71°	10620	73°	9000		50
55					24°	16130	42°	16640	51°	17010	57°	13690	62°	12020	66°	10840	69°	9720	71°	8450		55
60					5°	12810	36°	14080	47°	14440	54°	12460	59°	10940	63°	9880	67°	8880	70°	7780		60
65							29°	11970	42°	12320	50°	11570	56°	9960	61°	9030	64°	8130	68°	7140		65
70							20°	10180	37°	10560	46°	10590	53°	9100	58°	8250	62°	7430	65°	6560		70
75									31°	9050	42°	9340	50°	8300	55°	7530	60°	6780	63°	6010		75
80									24°	7740	38°	8040	47°	7580	53°	6870	57°	6190	61°	5500		80
85									14°	6570	33°	6900	43°	6940	50°	6280	55°	5670	59°	5020		85
90											27°	5900	39°	6190	47°	5720	52°	5160	57°	4560		90
95											20°	5000	35°	5290	44°	5200	50°	4690	54°	4150		95
100													30°	4490	40°	4730	47°	4250	52°	3760		100
105													25°	3770	36°	4000	44°	3840	50°	3400		105
110													17°	3090	32°	3360	41°	3460	47°	3050		110
115															27°	2750	37°	2970	44°	2720		115
120															22°	2190	34°	2420	41°	2410		120
125															13°	1640	29°	1910	38°	2110		125
130																	25°	1430	35°	1640		130
135																	18°	970	31°	1200		135
140																			27°	790		140
145																						145
	0°	25100	0°	18550	0°	12600	0°	7050	0°	5400	0°	2650	0°	1550	0°	950						
STOWED		910		650		510		420		350		310		270		240		220		200		
ERECTED		2440		2220		2100		2010		1960		1920		1890		1860		1850		1830		

DEDUCTIONS FOR JIB FROM MAIN BOOM CAPACITIES

# CODE 50

## MAIN BOOM

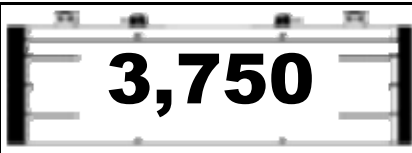


RADIUS (FT)	ANGLE	LIFTING CAP. (LBS)	ANGLE	LIFTING CAP. (LBS)	ANGLE	LIFTING CAP. (LBS)	ANGLE	LIFTING CAP. (LBS)	ANGLE	LIFTING CAP. (LBS)	ANGLE	LIFTING CAP. (LBS)	ANGLE	LIFTING CAP. (LBS)	ANGLE	LIFTING CAP. (LBS)	ANGLE	LIFTING CAP. (LBS)	ANGLE	LIFTING CAP. (LBS)	RADIUS (FT)	
LENGTH	39.8 FT		53 FT		66 FT		80 FT		93 FT		106 FT		120 FT		133 FT		146 FT		159 FT			
6	73°	130000	78°	58000																		6
8	70°	118100	76°	58000	79°	58000																8
10	67°	106200	73°	58000	77°	58000	80°	58000														10
12	64°	95900	71°	58000	75°	58000	78°	57900	80°	46400												12
15	59°	82800	68°	58000	73°	58000	76°	52300	79°	42400	80°	33500										15
20	50°	62500	61°	58000	68°	54000	72°	45000	75°	36800	78°	29320	80°	24490								20
25	40°	48100	55°	48900	63°	46500	69°	39000	72°	32300	75°	25820	77°	22030	79°	19070	81°	13000				25
30	26°	38300	48°	39200	58°	39800	65°	34400	69°	28560	72°	23200	75°	19670	77°	17290	79°	13000	81°	9450		30
35			40°	32200	53°	32700	61°	30500	66°	25390	69°	20660	73°	17630	75°	15630	77°	13000	79°	9500		35
40			31°	26890	47°	27450	56°	27250	62°	22930	66°	18500	70°	15830	73°	14190	75°	12500	77°	9500		40
45			17°	22040	40°	22750	52°	23260	58°	20640	63°	16680	67°	14300	71°	12870	73°	11600	75°	9500		45
50					33°	18760	47°	19250	55°	18740	60°	15090	65°	13020	68°	11930	71°	10620	73°	9000		50
55					24°	15630	42°	16130	51°	16500	57°	13690	62°	12020	66°	10840	69°	9720	71°	8450		55
60					5°	12810	36°	13630	47°	13980	54°	12460	59°	10940	63°	9880	67°	8880	70°	7780		60
65							29°	11560	42°	11910	50°	11570	56°	9960	61°	9030	64°	8130	68°	7140		65
70							20°	9800	37°	10180	46°	10470	53°	9100	58°	8250	62°	7430	65°	6560		70
75									31°	8700	42°	8990	50°	8300	55°	7530	60°	6780	63°	6010		75
80									24°	7420	38°	7720	47°	7580	53°	6870	57°	6190	61°	5500		80
85									14°	6270	33°	6600	43°	6880	50°	6280	55°	5670	59°	5020		85
90											27°	5620	39°	5900	47°	5720	52°	5160	57°	4560		90
95											20°	4730	35°	5030	44°	5200	50°	4690	54°	4150		95
100													30°	4240	40°	4470	47°	4250	52°	3760		100
105													25°	3530	36°	3770	44°	3840	50°	3400		105
110													17°	2860	32°	3130	41°	3340	47°	3050		110
115															27°	2540	37°	2750	44°	2720		115
120															22°	1980	34°	2210	41°	2410		120
125															13°	1450	29°	1720	38°	1910		125
130																	25°	1250	35°	1450		130
135																	18°	790	31°	1020		135
140																						140
145																						145
	0°	25050	0°	18200	0°	12600	0°	7000	0°	5250	0°	2650	0°	1500	0°	850						
STOWED		910		650		510		420		350		310		270		240		220		200		
ERECTED		2440		2220		2100		2010		1960		1920		1890		1860		1850		1830		

DEDUCTIONS FOR JIB FROM MAIN BOOM CAPACITIES

# CODE 51

## MAIN BOOM



RADIUS (FT)	ANGLE	LIFTING CAP. (LBS)	ANGLE	LIFTING CAP. (LBS)	ANGLE	LIFTING CAP. (LBS)	ANGLE	LIFTING CAP. (LBS)	ANGLE	LIFTING CAP. (LBS)	ANGLE	LIFTING CAP. (LBS)	ANGLE	LIFTING CAP. (LBS)	ANGLE	LIFTING CAP. (LBS)	ANGLE	LIFTING CAP. (LBS)	ANGLE	LIFTING CAP. (LBS)	RADIUS (FT)	
LENGTH	39.8 FT		53 FT		66 FT		80 FT		93 FT		106 FT		120 FT		133 FT		146 FT		159 FT			
6	73°	130000	78°	58000																		6
8	70°	118100	76°	58000	79°	58000																8
10	67°	106200	73°	58000	77°	58000	80°	58000														10
12	64°	95900	71°	58000	75°	58000	78°	57900	80°	46400												12
15	59°	82800	68°	58000	73°	58000	76°	52300	79°	42400	80°	33500										15
20	50°	61800	61°	58000	68°	54000	72°	45000	75°	36800	78°	29320	80°	24490								20
25	40°	47600	55°	48400	63°	46500	69°	39000	72°	32300	75°	25820	77°	22030	79°	19070	81°	13000				25
30	26°	37900	48°	38800	58°	39300	65°	34400	69°	28560	72°	23200	75°	19670	77°	17290	79°	13000	81°	9450		30
35			40°	31800	53°	32300	61°	30500	66°	25390	69°	20660	73°	17630	75°	15630	77°	13000	79°	9500		35
40			31°	26560	47°	27120	56°	27250	62°	22930	66°	18500	70°	15830	73°	14190	75°	12500	77°	9500		40
45			17°	21400	40°	22100	52°	22610	58°	20640	63°	16680	67°	14300	71°	12870	73°	11600	75°	9500		45
50					33°	18200	47°	18690	55°	18740	60°	15090	65°	13020	68°	11930	71°	10620	73°	9000		50
55					24°	15130	42°	15630	51°	16000	57°	13690	62°	12020	66°	10840	69°	9720	71°	8450		55
60					5°	12550	36°	13170	47°	13530	54°	12460	59°	10940	63°	9880	67°	8880	70°	7780		60
65							29°	11150	42°	11500	50°	11570	56°	9960	61°	9030	64°	8130	68°	7140		65
70							20°	9430	37°	9800	46°	10090	53°	9100	58°	8250	62°	7430	65°	6560		70
75									31°	8360	42°	8640	50°	8300	55°	7530	60°	6780	63°	6010		75
80									24°	7100	38°	7390	47°	7580	53°	6870	57°	6190	61°	5500		80
85									14°	5970	33°	6300	43°	6570	50°	6280	55°	5670	59°	5020		85
90											27°	5340	39°	5620	47°	5720	52°	5160	57°	4560		90
95											20°	4460	35°	4760	44°	4990	50°	4690	54°	4150		95
100													30°	3990	40°	4220	47°	4250	52°	3760		100
105													25°	3290	36°	3530	44°	3750	50°	3400		105
110													17°	2640	32°	2900	41°	3110	47°	3050		110
115															27°	2320	37°	2540	44°	2720		115
120															22°	1780	34°	2010	41°	2200		120
125															13°	1250	29°	1520	38°	1710		125
130																	25°	1060	35°	1260		130
135																			31°	840		135
140																						140
145																						145
	0°	24950	0°	17850	0°	12350	0°	6950	0°	5100	0°	2700	0°	1450	0°	700						
STOWED		910		650		510		420		350		310		270		240		220		200		
ERECTED		2440		2220		2100		2010		1960		1920		1890		1860		1850		1830		

DEDUCTIONS FOR JIB FROM MAIN BOOM CAPACITIES

# CODE 52

## MAIN BOOM



RADIUS (FT)	ANGLE	LIFTING CAP. (LBS)	ANGLE	LIFTING CAP. (LBS)	ANGLE	LIFTING CAP. (LBS)	ANGLE	LIFTING CAP. (LBS)	ANGLE	LIFTING CAP. (LBS)	ANGLE	LIFTING CAP. (LBS)	ANGLE	LIFTING CAP. (LBS)	ANGLE	LIFTING CAP. (LBS)	ANGLE	LIFTING CAP. (LBS)	ANGLE	LIFTING CAP. (LBS)	RADIUS (FT)	
LENGTH	39.8 FT		53 FT		66 FT		80 FT		93 FT		106 FT		120 FT		133 FT		146 FT		159 FT			
6	73°	130000	78°	58000																		6
8	70°	118100	76°	58000	79°	58000																8
10	67°	106200	73°	58000	77°	58000	80°	58000														10
12	64°	95900	71°	58000	75°	58000	78°	57900	80°	46400												12
15	59°	82800	68°	58000	73°	58000	76°	52300	79°	42400	80°	33500										15
20	50°	61200	61°	58000	68°	54000	72°	45000	75°	36800	78°	29320	80°	24490								20
25	40°	47000	55°	47900	63°	46500	69°	39000	72°	32300	75°	25820	77°	22030	79°	19070	81°	13000				25
30	26°	37400	48°	38300	58°	38900	65°	34400	69°	28560	72°	23200	75°	19670	77°	17290	79°	13000	81°	9450		30
35			40°	31400	53°	32000	61°	30500	66°	25390	69°	20660	73°	17630	75°	15630	77°	13000	79°	9500		35
40			31°	25870	47°	26530	56°	27070	62°	22930	66°	18500	70°	15830	73°	14190	75°	12500	77°	9500		40
45			17°	20750	40°	21460	52°	21960	58°	20640	63°	16680	67°	14300	71°	12870	73°	11600	75°	9500		45
50					33°	17630	47°	18120	55°	18520	60°	15090	65°	13020	68°	11930	71°	10620	73°	9000		50
55					24°	14630	42°	15130	51°	15500	57°	13690	62°	12020	66°	10840	69°	9720	71°	8450		55
60					5°	12100	36°	12720	47°	13080	54°	12460	59°	10940	63°	9880	67°	8880	70°	7780		60
65							29°	10730	42°	11090	50°	11370	56°	9960	61°	9030	64°	8130	68°	7140		65
70							20°	9050	37°	9430	46°	9710	53°	9100	58°	8250	62°	7430	65°	6560		70
75									31°	8010	42°	8290	50°	8300	55°	7530	60°	6780	63°	6010		75
80									24°	6770	38°	7070	47°	7340	53°	6870	57°	6190	61°	5500		80
85									14°	5670	33°	6000	43°	6270	50°	6280	55°	5670	59°	5020		85
90											27°	5050	39°	5340	47°	5570	52°	5160	57°	4560		90
95											20°	4200	35°	4500	44°	4730	50°	4690	54°	4150		95
100													30°	3740	40°	3970	47°	4190	52°	3760		100
105													25°	3050	36°	3290	44°	3510	50°	3400		105
110													17°	2410	32°	2680	41°	2890	47°	3050		110
115															27°	2110	37°	2320	44°	2520		115
120															22°	1570	34°	1800	41°	2000		120
125															13°	1050	29°	1320	38°	1520		125
130																	25°	870	35°	1070		130
135																						135
140																						140
145																						145
	0°	24900	0°	17500	0°	11900	0°	6850	0°	4900	0°	2700	0°	1450								
STOWED		910		650		510		420		350		310		270		240		220		200		
ERECTED		2440		2220		2100		2010		1960		1920		1890		1860		1850		1830		

DEDUCTIONS FOR JIB FROM MAIN BOOM CAPACITIES

# CODE 53

## MAIN BOOM

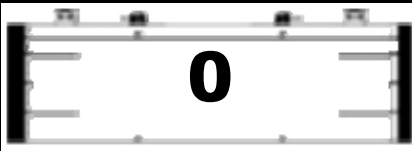


RADIUS (FT)	ANGLE	LIFTING CAP. (LBS)	ANGLE	LIFTING CAP. (LBS)	ANGLE	LIFTING CAP. (LBS)	ANGLE	LIFTING CAP. (LBS)	ANGLE	LIFTING CAP. (LBS)	ANGLE	LIFTING CAP. (LBS)	ANGLE	LIFTING CAP. (LBS)	ANGLE	LIFTING CAP. (LBS)	ANGLE	LIFTING CAP. (LBS)	ANGLE	LIFTING CAP. (LBS)	RADIUS (FT)	
LENGTH	39.8 FT		53 FT		66 FT		80 FT		93 FT		106 FT		120 FT		133 FT		146 FT		159 FT			
6	73°	130000	78°	58000																		6
8	70°	118100	76°	58000	79°	58000																8
10	67°	106200	73°	58000	77°	58000	80°	58000														10
12	64°	95900	71°	58000	75°	58000	78°	57900	80°	46400												12
15	59°	82800	68°	58000	73°	58000	76°	52300	79°	42400	80°	33500										15
20	50°	60500	61°	58000	68°	54000	72°	45000	75°	36800	78°	29320	80°	24490								20
25	40°	46500	55°	47400	63°	46500	69°	39000	72°	32300	75°	25820	77°	22030	79°	19070	81°	13000				25
30	26°	37000	48°	37900	58°	38400	65°	34400	69°	28560	72°	23200	75°	19670	77°	17290	79°	13000	81°	9450		30
35			40°	31100	53°	31600	61°	30500	66°	25390	69°	20660	73°	17630	75°	15630	77°	13000	79°	9500		35
40			31°	25120	47°	25780	56°	26320	62°	22930	66°	18500	70°	15830	73°	14190	75°	12500	77°	9500		40
45			17°	20100	40°	20810	52°	21320	58°	20640	63°	16680	67°	14300	71°	12870	73°	11600	75°	9500		45
50					33°	17070	47°	17560	55°	17950	60°	15090	65°	13020	68°	11930	71°	10620	73°	9000		50
55					24°	14120	42°	14630	51°	15000	57°	13690	62°	12020	66°	10840	69°	9720	71°	8450		55
60					5°	11650	36°	12270	47°	12630	54°	12460	59°	10940	63°	9880	67°	8880	70°	7780		60
65							29°	10320	42°	10680	50°	10960	56°	9960	61°	9030	64°	8130	68°	7140		65
70							20°	8670	37°	9050	46°	9340	53°	9100	58°	8250	62°	7430	65°	6560		70
75									31°	7660	42°	7950	50°	8230	55°	7530	60°	6780	63°	6010		75
80									24°	6450	38°	6750	47°	7020	53°	6870	57°	6190	61°	5500		80
85									14°	5360	33°	5700	43°	5970	50°	6220	55°	5670	59°	5020		85
90											27°	4770	39°	5060	47°	5290	52°	5160	57°	4560		90
95											20°	3930	35°	4230	44°	4460	50°	4690	54°	4150		95
100													30°	3490	40°	3720	47°	3940	52°	3760		100
105													25°	2820	36°	3050	44°	3270	50°	3400		105
110													17°	2190	32°	2450	41°	2660	47°	2870		110
115															27°	1890	37°	2100	44°	2310		115
120															22°	1370	34°	1590	41°	1790		120
125															13°	860	29°	1130	38°	1320		125
130																			35°	880		130
135																						135
140																						140
145																						145
	0°	24800	0°	17100	0°	11500	0°	6800	0°	4750	0°	2700	0°	1400								
STOWED		910		650		510		420		350		310		270		240		220		200		
ERECTED		2440		2220		2100		2010		1960		1920		1890		1860		1850		1830		

DEDUCTIONS FOR JIB FROM MAIN BOOM CAPACITIES

# CODE 54

## MAIN BOOM




RADIUS (FT)	ANGLE	LIFTING CAP. (LBS)	ANGLE	LIFTING CAP. (LBS)	ANGLE	LIFTING CAP. (LBS)	ANGLE	LIFTING CAP. (LBS)	ANGLE	LIFTING CAP. (LBS)	ANGLE	LIFTING CAP. (LBS)	ANGLE	LIFTING CAP. (LBS)	ANGLE	LIFTING CAP. (LBS)	ANGLE	LIFTING CAP. (LBS)	ANGLE	LIFTING CAP. (LBS)	RADIUS (FT)	
LENGTH	39.8 FT		53 FT		66 FT		80 FT		93 FT		106 FT		120 FT		133 FT		146 FT		159 FT			
6	73°	130000	78°	58000																		6
8	70°	118100	76°	58000	79°	58000																8
10	67°	106200	73°	58000	77°	58000	80°	58000														10
12	64°	95900	71°	58000	75°	58000	78°	57900	80°	46400												12
15	59°	82500	68°	58000	73°	58000	76°	52300	79°	42400	80°	33500										15
20	50°	59900	61°	58000	68°	54000	72°	45000	75°	36800	78°	29320	80°	24490								20
25	40°	46000	55°	46900	63°	46500	69°	39000	72°	32300	75°	25820	77°	22030	79°	19070	81°	13000				25
30	26°	36500	48°	37500	58°	38000	65°	34400	69°	28560	72°	23200	75°	19670	77°	17290	79°	13000	81°	9450		30
35			40°	30700	53°	31200	61°	30500	66°	25390	69°	20660	73°	17630	75°	15630	77°	13000	79°	9500		35
40			31°	24360	47°	25020	56°	25560	62°	22930	66°	18500	70°	15830	73°	14190	75°	12500	77°	9500		40
45			17°	19460	40°	20160	52°	20670	58°	20640	63°	16680	67°	14300	71°	12870	73°	11600	75°	9500		45
50					33°	16500	47°	16990	55°	17390	60°	15090	65°	13020	68°	11930	71°	10620	73°	9000		50
55					24°	13620	42°	14120	51°	14490	57°	13690	62°	12020	66°	10840	69°	9720	71°	8450		55
60					5°	11200	36°	11820	47°	12170	54°	12460	59°	10940	63°	9880	67°	8880	70°	7780		60
65							29°	9910	42°	10270	50°	10550	56°	9960	61°	9030	64°	8130	68°	7140		65
70							20°	8300	37°	8670	46°	8960	53°	9100	58°	8250	62°	7430	65°	6560		70
75									31°	7310	42°	7600	50°	7880	55°	7530	60°	6780	63°	6010		75
80									24°	6130	38°	6420	47°	6700	53°	6870	57°	6190	61°	5500		80
85									14°	5060	33°	5400	43°	5670	50°	5920	55°	5670	59°	5020		85
90											27°	4490	39°	4770	47°	5010	52°	5160	57°	4560		90
95											20°	3670	35°	3960	44°	4190	50°	4430	54°	4150		95
100													30°	3240	40°	3470	47°	3690	52°	3760		100
105													25°	2580	36°	2810	44°	3030	50°	3250		105
110													17°	1960	32°	2230	41°	2430	47°	2640		110
115															27°	1680	37°	1890	44°	2090		115
120															22°	1160	34°	1390	41°	1590		120
125																	29°	930	38°	1120		125
130																						130
135																						135
140																						140
145																						145
	0°	24700	0°	16750	0°	11050	0°	6750	0°	4600	0°	2700	0°	1350								
STOWED		910		650		510		420		350		310		270		240		220		200		
ERECTED		2440		2220		2100		2010		1960		1920		1890		1860		1850		1830		

DEDUCTIONS FOR JIB FROM MAIN BOOM CAPACITIES



# CODE 55

## MAIN BOOM

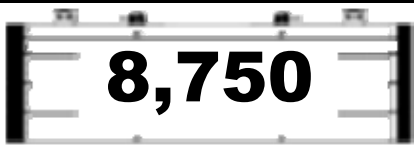


RADIUS (FT)	ANGLE	LIFTING CAP. (LBS)	ANGLE	LIFTING CAP. (LBS)	ANGLE	LIFTING CAP. (LBS)	ANGLE	LIFTING CAP. (LBS)	ANGLE	LIFTING CAP. (LBS)	ANGLE	LIFTING CAP. (LBS)	ANGLE	LIFTING CAP. (LBS)	ANGLE	LIFTING CAP. (LBS)	ANGLE	LIFTING CAP. (LBS)	RADIUS (FT)	
LENGTH	39.8 FT		53 FT		66 FT		80 FT		93 FT		106 FT		120 FT		133 FT		146 FT		159 FT	
6	73°	130000	78°	58000															6	
8	70°	103000	76°	58000	79°	58000													8	
10	67°	65900	73°	58000	77°	58000	80°	58000											10	
12	64°	47200	71°	48500	75°	49600	78°	50600	80°	46400									12	
15	59°	31800	68°	32900	73°	33800	76°	34600	79°	35400	80°	33500							15	
20	50°	19000	61°	19940	68°	20620	72°	21260	75°	21880	78°	22440	80°	23100					20	
25	40°	12180	55°	13070	63°	13670	69°	14250	72°	14720	75°	15210	77°	15830					25	
30	26°	7890	48°	8820	58°	9370	65°	9880	69°	10300	72°	10720	75°	11330					30	
35			40°	5910	53°	6450	61°	6910	66°	7300	69°	7660	73°	8260					35	
40			31°	3780	47°	4320	56°	4760	62°	5110	66°	5450	70°	6020					40	
45			17°	2110	40°	2700	52°	3130	58°	3450	63°	3770	67°	4330					45	
50					33°	1420	47°	1840	55°	2170	60°	2440	65°	3000					50	
55							42°	790	51°	1110	57°	1380	62°	1940					55	
60											54°	740	59°	1030					60	
65																			65	
70																			70	
75																			75	
80																			80	
85																			85	
90																			90	
95																			95	
100																			100	
105																			105	
110																			110	
115																			115	
120																			120	
125																			125	
130																			130	
135																			135	
140																			140	
145																			145	
	0°	5400	0°	1500																
STOWED		910		650		510		420		350		310		270		240		220		200
ERECTED		2440		2220		2100		2010		1960		1920		1890		1860		1850		1830

DEDUCTIONS FOR JIB FROM MAIN BOOM CAPACITIES

# CODE 56

## MAIN BOOM




RADIUS (FT)	ANGLE	LIFTING CAP. (LBS)	ANGLE	LIFTING CAP. (LBS)	ANGLE	LIFTING CAP. (LBS)	ANGLE	LIFTING CAP. (LBS)	ANGLE	LIFTING CAP. (LBS)	ANGLE	LIFTING CAP. (LBS)	ANGLE	LIFTING CAP. (LBS)	ANGLE	LIFTING CAP. (LBS)	ANGLE	LIFTING CAP. (LBS)	RADIUS (FT)	
LENGTH	39.8 FT		53 FT		66 FT		80 FT		93 FT		106 FT		120 FT		133 FT		146 FT		159 FT	
6	73°	130000	78°	58000															6	
8	70°	99000	76°	58000	79°	58000													8	
10	67°	63200	73°	58000	77°	58000	80°	58000											10	
12	64°	45200	71°	46500	75°	47500	78°	48600	80°	46400									12	
15	59°	30400	68°	31500	73°	32300	76°	33100	79°	33900	80°	33500							15	
20	50°	17990	61°	18930	68°	19610	72°	20250	75°	20870	78°	21430							20	
25	40°	11400	55°	12300	63°	12900	69°	13480	72°	13950	75°	14430							25	
30	26°	7270	48°	8200	58°	8750	65°	9260	69°	9680	72°	10090							30	
35			40°	5390	53°	5920	61°	6390	66°	6770	69°	7140							35	
40			31°	3330	47°	3870	56°	4310	62°	4660	66°	5000							40	
45			17°	1710	40°	2310	52°	2730	58°	3060	63°	3370							45	
50					33°	1060	47°	1480	55°	1810	60°	2090							50	
55									51°	790	57°	1060							55	
60																			60	
65																			65	
70																			70	
75																			75	
80																			80	
85																			85	
90																			90	
95																			95	
100																			100	
105																			105	
110																			110	
115																			115	
120																			120	
125																			125	
130																			130	
135																			135	
140																			140	
145																			145	
	0°	4850	0°	1150																
STOWED		910		650		510		420		350		310		270		240		220		200
ERECTED		2440		2220		2100		2010		1960		1920		1890		1860		1850		1830

DEDUCTIONS FOR JIB FROM MAIN BOOM CAPACITIES

# CODE 57

## MAIN BOOM


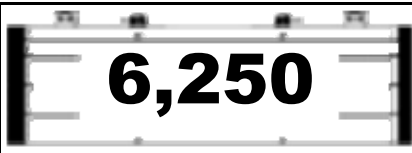


RADIUS (FT)	ANGLE	LIFTING CAP. (LBS)	ANGLE	LIFTING CAP. (LBS)	ANGLE	LIFTING CAP. (LBS)	ANGLE	LIFTING CAP. (LBS)	ANGLE	LIFTING CAP. (LBS)	ANGLE	LIFTING CAP. (LBS)	ANGLE	LIFTING CAP. (LBS)	ANGLE	LIFTING CAP. (LBS)	ANGLE	LIFTING CAP. (LBS)	RADIUS (FT)	
LENGTH	39.8 FT		53 FT		66 FT		80 FT		93 FT		106 FT		120 FT		133 FT		146 FT		159 FT	
6	73°	130000	78°	58000															6	
8	70°	95000	76°	58000	79°	58000													8	
10	67°	60500	73°	58000	77°	58000	80°	58000											10	
12	64°	43200	71°	44500	75°	45500	78°	46500	80°	46400									12	
15	59°	28960	68°	30000	73°	30800	76°	31700	79°	32500	80°	33200							15	
20	50°	16970	61°	17920	68°	18590	72°	19240	75°	19860	78°	20420							20	
25	40°	10630	55°	11530	63°	12120	69°	12700	72°	13180	75°	13660							25	
30	26°	6650	48°	7570	58°	8120	65°	8630	69°	9060	72°	9470							30	
35			40°	4870	53°	5400	61°	5870	66°	6250	69°	6620							35	
40			31°	2880	47°	3420	56°	3860	62°	4210	66°	4550							40	
45			17°	1320	40°	1910	52°	2330	58°	2660	63°	2980							45	
50					33°	710	47°	1130	55°	1460	60°	1740							50	
55											57°	740							55	
60																			60	
65																			65	
70																			70	
75																			75	
80																			80	
85																			85	
90																			90	
95																			95	
100																			100	
105																			105	
110																			110	
115																			115	
120																			120	
125																			125	
130																			130	
135																			135	
140																			140	
145																			145	
	0°	4300	0°	750																
STOWED		910		650		510		420		350		310		270		240		220		200
ERECTED		2440		2220		2100		2010		1960		1920		1890		1860		1850		1830

DEDUCTIONS FOR JIB FROM MAIN BOOM CAPACITIES

# CODE 58

## MAIN BOOM




RADIUS (FT)	ANGLE	LIFTING CAP. (LBS)	ANGLE	LIFTING CAP. (LBS)	ANGLE	LIFTING CAP. (LBS)	ANGLE	LIFTING CAP. (LBS)	ANGLE	LIFTING CAP. (LBS)	ANGLE	LIFTING CAP. (LBS)	ANGLE	LIFTING CAP. (LBS)	ANGLE	LIFTING CAP. (LBS)	ANGLE	LIFTING CAP. (LBS)	RADIUS (FT)	
LENGTH	39.8 FT		53 FT		66 FT		80 FT		93 FT		106 FT		120 FT		133 FT		146 FT		159 FT	
6	73°	130000	78°	58000															6	
8	70°	91000	76°	58000	79°	58000													8	
10	67°	57900	73°	58000	77°	58000	80°	58000											10	
12	64°	41200	71°	42500	75°	43500	78°	44500	80°	45500									12	
15	59°	27490	68°	28580	73°	29420	76°	30200	79°	31000	80°	31800							15	
20	50°	15960	61°	16910	68°	17580	72°	18230	75°	18840	78°	19410							20	
25	40°	9860	55°	10760	63°	11350	69°	11930	72°	12410	75°	12890							25	
30	26°	6020	48°	6950	58°	7500	65°	8010	69°	8430	72°	8850							30	
35			40°	4350	53°	4880	61°	5340	66°	5730	69°	6090							35	
40			31°	2430	47°	2970	56°	3410	62°	3760	66°	4100							40	
45			17°	920	40°	1520	52°	1940	58°	2270	63°	2580							45	
50							47°	780	55°	1110	60°	1390							50	
55																			55	
60																			60	
65																			65	
70																			70	
75																			75	
80																			80	
85																			85	
90																			90	
95																			95	
100																			100	
105																			105	
110																			110	
115																			115	
120																			120	
125																			125	
130																			130	
135																			135	
140																			140	
145																			145	
	0°	3750																		
STOWED		910		650		510		420		350		310		270		240		220		200
ERECTED		2440		2220		2100		2010		1960		1920		1890		1860		1850		1830

DEDUCTIONS FOR JIB FROM MAIN BOOM CAPACITIES

# CODE 59

## MAIN BOOM


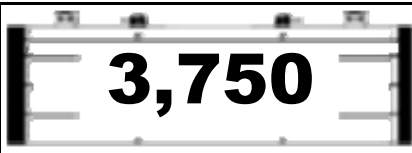


RADIUS (FT)	ANGLE	LIFTING CAP. (LBS)	ANGLE	LIFTING CAP. (LBS)	ANGLE	LIFTING CAP. (LBS)	ANGLE	LIFTING CAP. (LBS)	ANGLE	LIFTING CAP. (LBS)	ANGLE	LIFTING CAP. (LBS)	ANGLE	LIFTING CAP. (LBS)	ANGLE	LIFTING CAP. (LBS)	ANGLE	LIFTING CAP. (LBS)	RADIUS (FT)	
LENGTH	39.8 FT		53 FT		66 FT		80 FT		93 FT		106 FT		120 FT		133 FT		146 FT		159 FT	
6	73°	130000	78°	58000															6	
8	70°	87000	76°	58000	79°	58000													8	
10	67°	55200	73°	56700	77°	57300	80°	58000											10	
12	64°	39200	71°	40500	75°	41500	78°	42500	80°	43500									12	
15	59°	26020	68°	27110	73°	27950	76°	28770	79°	29560	80°	30300							15	
20	50°	14950	61°	15900	68°	16570	72°	17220	75°	17830	78°	18400							20	
25	40°	9090	55°	9990	63°	10580	69°	11160	72°	11640	75°	12120							25	
30	26°	5400	48°	6330	58°	6880	65°	7390	69°	7810	72°	8220							30	
35			40°	3820	53°	4360	61°	4820	66°	5200	69°	5570							35	
40			31°	1980	47°	2520	56°	2960	62°	3310	66°	3650							40	
45					40°	1120	52°	1540	58°	1870	63°	2190							45	
50									55°	760	60°	1030							50	
55																			55	
60																			60	
65																			65	
70																			70	
75																			75	
80																			80	
85																			85	
90																			90	
95																			95	
100																			100	
105																			105	
110																			110	
115																			115	
120																			120	
125																			125	
130																			130	
135																			135	
140																			140	
145																			145	
	0°	3200																		
STOWED		910		650		510		420		350		310		270		240		220		200
ERECTED		2440		2220		2100		2010		1960		1920		1890		1860		1850		1830

DEDUCTIONS FOR JIB FROM MAIN BOOM CAPACITIES

# CODE 60

## MAIN BOOM



RADIUS (FT)	ANGLE	LIFTING CAP. (LBS)	ANGLE	LIFTING CAP. (LBS)	ANGLE	LIFTING CAP. (LBS)	ANGLE	LIFTING CAP. (LBS)	ANGLE	LIFTING CAP. (LBS)	ANGLE	LIFTING CAP. (LBS)	ANGLE	LIFTING CAP. (LBS)	ANGLE	LIFTING CAP. (LBS)	ANGLE	LIFTING CAP. (LBS)	RADIUS (FT)	
LENGTH	39.8 FT		53 FT		66 FT		80 FT		93 FT		106 FT		120 FT		133 FT		146 FT		159 FT	
6	73°	130000	78°	58000															6	
8	70°	83000	76°	58000	79°	58000													8	
10	67°	52500	73°	54100	77°	55300	80°	56600											10	
12	64°	37100	71°	38400	75°	39500	78°	40500	80°	41500									12	
15	59°	24550	68°	25640	73°	26480	76°	27300	79°	28090	80°	28880							15	
20	50°	13940	61°	14890	68°	15560	72°	16200	75°	16820	78°	17380							20	
25	40°	8320	55°	9220	63°	9810	69°	10390	72°	10860	75°	11350							25	
30	26°	4780	48°	5700	58°	6250	65°	6760	69°	7190	72°	7600							30	
35			40°	3300	53°	3830	61°	4300	66°	4680	69°	5050							35	
40			31°	1530	47°	2070	56°	2510	62°	2860	66°	3200							40	
45					40°	720	52°	1150	58°	1480	63°	1790							45	
50																			50	
55																			55	
60																			60	
65																			65	
70																			70	
75																			75	
80																			80	
85																			85	
90																			90	
95																			95	
100																			100	
105																			105	
110																			110	
115																			115	
120																			120	
125																			125	
130																			130	
135																			135	
140																			140	
145																			145	
	0°	2700																		
STOWED		910		650		510		420		350		310		270		240		220		200
ERECTED		2440		2220		2100		2010		1960		1920		1890		1860		1850		1830

DEDUCTIONS FOR JIB FROM MAIN BOOM CAPACITIES

# CODE 61

## MAIN BOOM




RADIUS (FT)	ANGLE	LIFTING CAP. (LBS)	ANGLE	LIFTING CAP. (LBS)	ANGLE	LIFTING CAP. (LBS)	ANGLE	LIFTING CAP. (LBS)	ANGLE	LIFTING CAP. (LBS)	ANGLE	LIFTING CAP. (LBS)	ANGLE	LIFTING CAP. (LBS)	ANGLE	LIFTING CAP. (LBS)	ANGLE	LIFTING CAP. (LBS)	RADIUS (FT)	
LENGTH	39.8 FT		53 FT		66 FT		80 FT		93 FT		106 FT		120 FT		133 FT		146 FT		159 FT	
6	73°	130000	78°	58000															6	
8	70°	79000	76°	58000	79°	58000													8	
10	67°	49800	73°	51400	77°	52700	80°	53900											10	
12	64°	35100	71°	36400	75°	37500	78°	38500	80°	39500									12	
15	59°	23080	68°	24180	73°	25020	76°	25830	79°	26620	80°	27410							15	
20	50°	12930	61°	13870	68°	14550	72°	15190	75°	15810	78°	16370							20	
25	40°	7550	55°	8450	63°	9040	69°	9620	72°	10090	75°	10580							25	
30	26°	4150	48°	5080	58°	5630	65°	6140	69°	6560	72°	6980							30	
35			40°	2780	53°	3310	61°	3780	66°	4160	69°	4530							35	
40			31°	1080	47°	1620	56°	2060	62°	2410	66°	2750							40	
45							52°	750	58°	1080	63°	1390							45	
50																			50	
55																			55	
60																			60	
65																			65	
70																			70	
75																			75	
80																			80	
85																			85	
90																			90	
95																			95	
100																			100	
105																			105	
110																			110	
115																			115	
120																			120	
125																			125	
130																			130	
135																			135	
140																			140	
145																			145	
	0°	2150																		
STOWED		910		650		510		420		350		310		270		240		220		200
ERECTED		2440		2220		2100		2010		1960		1920		1890		1860		1850		1830

DEDUCTIONS FOR JIB FROM MAIN BOOM CAPACITIES

# CODE 62

## MAIN BOOM




RADIUS (FT)	ANGLE	LIFTING CAP. (LBS)	ANGLE	LIFTING CAP. (LBS)	ANGLE	LIFTING CAP. (LBS)	ANGLE	LIFTING CAP. (LBS)	ANGLE	LIFTING CAP. (LBS)	ANGLE	LIFTING CAP. (LBS)	ANGLE	LIFTING CAP. (LBS)	ANGLE	LIFTING CAP. (LBS)	ANGLE	LIFTING CAP. (LBS)	RADIUS (FT)	
LENGTH	39.8 FT		53 FT		66 FT		80 FT		93 FT		106 FT		120 FT		133 FT		146 FT		159 FT	
6	73°	130000	78°	58000															6	
8	70°	75000	76°	58000	79°	58000													8	
10	67°	47100	73°	48700	77°	50000	80°	51200											10	
12	64°	33100	71°	34400	75°	35500	78°	36500	80°	37400									12	
15	59°	21610	68°	22710	73°	23550	76°	24370	79°	25150	80°	25940							15	
20	50°	11920	61°	12860	68°	13540	72°	14180	75°	14800	78°	15360							20	
25	40°	6780	55°	7680	63°	8270	69°	8850	72°	9320	75°	9810							25	
30	26°	3530	48°	4460	58°	5010	65°	5520	69°	5940	72°	6350							30	
35			40°	2250	53°	2790	61°	3250	66°	3630	69°	4000							35	
40					47°	1170	56°	1610	62°	1960	66°	2300							40	
45											63°	1000							45	
50																			50	
55																			55	
60																			60	
65																			65	
70																			70	
75																			75	
80																			80	
85																			85	
90																			90	
95																			95	
100																			100	
105																			105	
110																			110	
115																			115	
120																			120	
125																			125	
130																			130	
135																			135	
140																			140	
145																			145	
	0°	1600																		
STOWED		910		650		510		420		350		310		270		240		220		200
ERECTED		2440		2220		2100		2010		1960		1920		1890		1860		1850		1830

DEDUCTIONS FOR JIB FROM MAIN BOOM CAPACITIES



# CODE 63

## MAIN BOOM

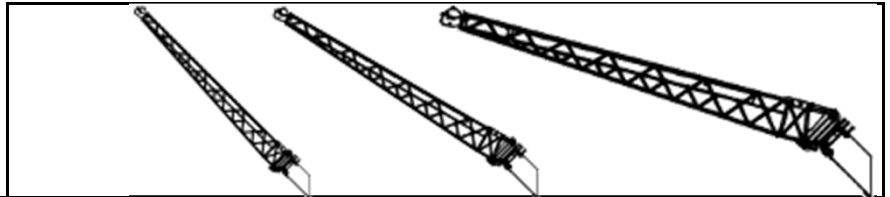


RADIUS (FT)	ANGLE	LIFTING CAP. (LBS)	ANGLE	LIFTING CAP. (LBS)	ANGLE	LIFTING CAP. (LBS)	ANGLE	LIFTING CAP. (LBS)	ANGLE	LIFTING CAP. (LBS)	ANGLE	LIFTING CAP. (LBS)	ANGLE	LIFTING CAP. (LBS)	ANGLE	LIFTING CAP. (LBS)	ANGLE	LIFTING CAP. (LBS)	RADIUS (FT)	
LENGTH	39.8 FT		53 FT		66 FT		80 FT		93 FT		106 FT		120 FT		133 FT		146 FT		159 FT	
6	73°	130000	78°	58000															6	
8	70°	71000	76°	58000	79°	58000													8	
10	67°	44500	73°	46000	77°	47300	80°	48600											10	
12	64°	31100	71°	32400	75°	33400	78°	34500	80°	35400									12	
15	59°	20140	68°	21240	73°	22080	76°	22900	79°	23680	80°	24480							15	
20	50°	10910	61°	11850	68°	12530	72°	13170	75°	13790	78°	14350							20	
25	40°	6010	55°	6900	63°	7500	69°	8080	72°	8550	75°	9040							25	
30	26°	2910	48°	3830	58°	4390	65°	4890	69°	5320	72°	5730							30	
35			40°	1730	53°	2260	61°	2730	66°	3110	69°	3480							35	
40					47°	720	56°	1160	62°	1510	66°	1850							40	
45																			45	
50																			50	
55																			55	
60																			60	
65																			65	
70																			70	
75																			75	
80																			80	
85																			85	
90																			90	
95																			95	
100																			100	
105																			105	
110																			110	
115																			115	
120																			120	
125																			125	
130																			130	
135																			135	
140																			140	
145																			145	
	0°	1050																		
STOWED		910		650		510		420		350		310		270		240		220		200
ERECTED		2440		2220		2100		2010		1960		1920		1890		1860		1850		1830

DEDUCTIONS FOR JIB FROM MAIN BOOM CAPACITIES

# CODES 100 110 120

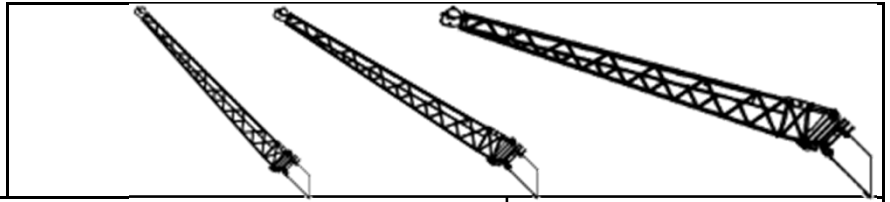
## FIXED JIB



RADIUS (FT)	0° OFFSET				15° OFFSET				30° OFFSET				RADIUS (FT)
	CODE 100				CODE 110				CODE 120				
	MAIN BOOM LENGTH (FT)				MAIN BOOM LENGTH (FT)				MAIN BOOM LENGTH (FT)				
	120	133	146	159	120	133	146	159	120	133	146	159	
25													25
30	8400 (79)												30
35	8400 (77)	7500 (78)											35
40	8400 (76)	7500 (77)	5700 (78)	4800 (79)	7900 (79)								40
45	8400 (74)	7500 (76)	5700 (77)	4800 (78)	7900 (77)	7100 (79)							45
50	8400 (72)	7500 (74)	5700 (76)	4800 (77)	7900 (75)	7100 (77)	6100 (79)		6400 (75)				50
55	8400 (70)	7500 (73)	5700 (74)	4800 (76)	7900 (73)	7100 (76)	6100 (78)	5800 (79)	6400 (78)	6200 (78)			55
60	8400 (69)	7500 (71)	5700 (73)	4800 (75)	7550 (72)	7100 (74)	6100 (76)	5800 (78)	6400 (76)	6200 (76)	5900 (78)		60
65	8020 (67)	7500 (70)	5700 (72)	4800 (74)	7160 (70)	6830 (72)	6100 (75)	5800 (77)	6400 (74)	6200 (75)	5900 (77)	5600 (79)	65
70	7560 (65)	7160 (68)	5700 (70)	4800 (72)	6800 (68)	6510 (71)	6100 (73)	5630 (76)	6280 (72)	6050 (73)	5760 (75)	5380 (77)	70
75	7160 (63)	6630 (66)	5700 (69)	4800 (70)	6460 (66)	6200 (69)	5850 (72)	5350 (74)	6010 (70)	5800 (71)	5520 (74)	5160 (76)	75
80	6780 (61)	6100 (64)	5410 (67)	4670 (69)	6160 (64)	5920 (67)	5600 (70)	4960 (73)	5770 (68)	5560 (69)	5290 (72)	4650 (74)	80
85	6250 (59)	5590 (62)	4970 (65)	4320 (67)	5880 (61)	5660 (65)	5320 (68)	4590 (71)	5540 (66)	5340 (67)	5100 (70)	4760 (73)	85
90	5740 (56)	5130 (60)	4560 (64)	3950 (65)	5620 (59)	5420 (63)	4880 (66)	4240 (69)	5320 (64)	5130 (65)	4910 (68)	4440 (71)	90
95	5270 (54)	4690 (58)	4150 (62)	3600 (64)	5390 (57)	4980 (61)	4440 (64)	3910 (67)	5120 (61)	4940 (63)	4700 (67)	4090 (69)	95
100	4650 (51)	4280 (56)	3770 (60)	3250 (62)	5070 (54)	4560 (59)	4060 (62)	3560 (66)	4940 (59)	4750 (61)	4300 (65)	3760 (68)	100
105	3980 (49)	3820 (54)	3410 (58)	2920 (60)	4470 (52)	4150 (57)	3690 (60)	3210 (64)	4760 (57)	4350 (59)	3920 (62)	3430 (66)	105
110	3370 (46)	3220 (51)	3080 (56)	2610 (58)	3820 (49)	3710 (54)	3330 (58)	2900 (62)	4120 (54)	3970 (56)	3540 (60)	3090 (64)	110
115	2830 (44)	2680 (49)	2540 (54)	2290 (57)	3230 (46)	3130 (52)	3000 (56)	2590 (60)	3490 (51)	3430 (54)	3190 (58)	2750 (62)	115
120	2340 (41)	2190 (47)	2050 (51)	1930 (55)	2690 (43)	2590 (49)	2500 (54)	2290 (58)	2910 (48)	2860 (51)	2810 (56)	2420 (60)	120
125	1890 (37)	1740 (44)	1610 (49)	1490 (53)	2200 (40)	2110 (47)	2020 (52)	1930 (56)	2390 (45)	2350 (48)	2290 (53)	2090 (58)	125
130	1480 (34)	1330 (41)	1200 (47)	1080 (51)	1750 (37)	1660 (44)	1580 (49)	1490 (54)	1900 (42)	1870 (45)	1820 (51)	1770 (55)	130
135	1100 (30)	960 (38)	830 (44)		1330 (33)	1250 (41)	1170 (47)	1090 (52)	1440 (38)	1420 (42)	1390 (48)	1330 (53)	135
140					940 (28)	870 (38)	800 (44)		1000 (33)	1010 (39)	990 (46)	950 (51)	140
145													145
150													150

# CODES 101 111 121

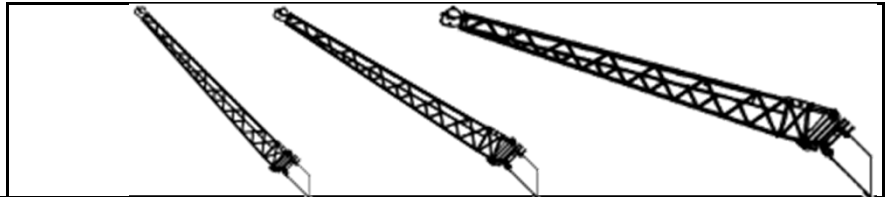
## FIXED JIB



RADIUS (FT)	0° OFFSET				15° OFFSET				30° OFFSET				RADIUS (FT)
	CODE 101				CODE 111				CODE 121				
	MAIN BOOM LENGTH (FT)				MAIN BOOM LENGTH (FT)				MAIN BOOM LENGTH (FT)				
	120	133	146	159	120	133	146	159	120	133	146	159	
25													25
30	8400 (79)												30
35	8400 (77)	7500 (78)											35
40	8400 (76)	7500 (77)	5700 (78)	4800 (79)	7900 (79)								40
45	8400 (74)	7500 (76)	5700 (77)	4800 (78)	7900 (77)	7100 (79)							45
50	8400 (72)	7500 (74)	5700 (76)	4800 (77)	7900 (75)	7100 (77)	6100 (79)		6400 (75)				50
55	8400 (70)	7500 (73)	5700 (74)	4800 (76)	7900 (73)	7100 (76)	6100 (78)	5800 (79)	6400 (78)	6200 (78)			55
60	8400 (69)	7500 (71)	5700 (73)	4800 (75)	7550 (72)	7100 (74)	6100 (76)	5800 (78)	6400 (76)	6200 (76)	5900 (78)		60
65	8020 (67)	7500 (70)	5700 (72)	4800 (74)	7160 (70)	6830 (72)	6100 (75)	5800 (77)	6400 (74)	6200 (75)	5900 (77)	5600 (79)	65
70	7560 (65)	7160 (68)	5700 (70)	4800 (72)	6800 (68)	6510 (71)	6100 (73)	5630 (76)	6280 (72)	6050 (73)	5760 (75)	5380 (77)	70
75	7160 (63)	6630 (66)	5700 (69)	4800 (70)	6460 (66)	6200 (69)	5850 (72)	5350 (74)	6010 (70)	5800 (71)	5520 (74)	5160 (76)	75
80	6780 (61)	6100 (64)	5410 (67)	4670 (69)	6160 (64)	5920 (67)	5600 (70)	4960 (73)	5770 (68)	5560 (69)	5290 (72)	4650 (74)	80
85	6250 (59)	5590 (62)	4970 (65)	4320 (67)	5880 (61)	5660 (65)	5320 (68)	4590 (71)	5540 (66)	5340 (67)	5100 (70)	4760 (73)	85
90	5740 (56)	5130 (60)	4560 (64)	3950 (65)	5620 (59)	5420 (63)	4880 (66)	4240 (69)	5320 (64)	5130 (65)	4910 (68)	4440 (71)	90
95	5050 (54)	4690 (58)	4150 (62)	3600 (64)	5390 (57)	4980 (61)	4440 (64)	3910 (67)	5120 (61)	4940 (63)	4700 (67)	4090 (69)	95
100	4310 (51)	4150 (56)	3770 (60)	3250 (62)	4860 (54)	4560 (59)	4060 (62)	3560 (66)	4940 (59)	4750 (61)	4300 (65)	3760 (68)	100
105	3650 (49)	3490 (54)	3360 (58)	2920 (60)	4150 (52)	4040 (57)	3690 (60)	3210 (64)	4490 (57)	4350 (59)	3920 (62)	3430 (66)	105
110	3060 (46)	2910 (51)	2770 (56)	2610 (58)	3510 (49)	3400 (54)	3300 (58)	2900 (62)	3810 (54)	3750 (56)	3540 (60)	3090 (64)	110
115	2530 (44)	2380 (49)	2250 (54)	2130 (57)	2930 (46)	2830 (52)	2730 (56)	2590 (60)	3200 (51)	3140 (54)	3080 (58)	2750 (62)	115
120	2060 (41)	1900 (47)	1770 (51)	1650 (55)	2410 (43)	2310 (49)	2220 (54)	2130 (58)	2630 (48)	2580 (51)	2530 (56)	2420 (60)	120
125	1620 (37)	1470 (44)	1340 (49)	1220 (53)	1930 (40)	1840 (47)	1750 (52)	1670 (56)	2120 (45)	2080 (48)	2030 (53)	1970 (58)	125
130	1220 (34)	1080 (41)	950 (47)	830 (51)	1490 (37)	1410 (44)	1320 (49)	1240 (54)	1640 (42)	1610 (45)	1570 (51)	1520 (55)	130
135	860 (30)				1080 (33)	1010 (41)	930 (47)	850 (52)	1190 (38)	1180 (42)	1140 (48)	1100 (53)	135
140													140
145													145
150													150

# CODES 102 112 122

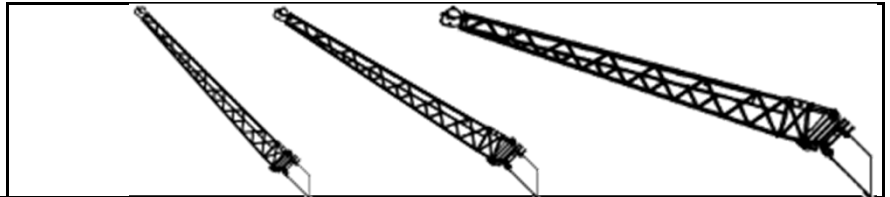
## FIXED JIB



RADIUS (FT)	0° OFFSET				15° OFFSET				30° OFFSET				RADIUS (FT)
	CODE 102				CODE 112				CODE 122				
	MAIN BOOM LENGTH (FT)				MAIN BOOM LENGTH (FT)				MAIN BOOM LENGTH (FT)				
	120	133	146	159	120	133	146	159	120	133	146	159	
25													25
30	8400 (79)												30
35	8400 (77)	7500 (78)											35
40	8400 (76)	7500 (77)	5700 (78)	4800 (79)	7900 (79)								40
45	8400 (74)	7500 (76)	5700 (77)	4800 (78)	7900 (77)	7100 (79)							45
50	8400 (72)	7500 (74)	5700 (76)	4800 (77)	7900 (75)	7100 (77)	6100 (79)		6400 (75)				50
55	8400 (70)	7500 (73)	5700 (74)	4800 (76)	7900 (73)	7100 (76)	6100 (78)	5800 (79)	6400 (78)	6200 (78)			55
60	8400 (69)	7500 (71)	5700 (73)	4800 (75)	7550 (72)	7100 (74)	6100 (76)	5800 (78)	6400 (76)	6200 (76)	5900 (78)		60
65	8020 (67)	7500 (70)	5700 (72)	4800 (74)	7160 (70)	6830 (72)	6100 (75)	5800 (77)	6400 (74)	6200 (75)	5900 (77)	5600 (79)	65
70	7560 (65)	7160 (68)	5700 (70)	4800 (72)	6800 (68)	6510 (71)	6100 (73)	5630 (76)	6280 (72)	6050 (73)	5760 (75)	5380 (77)	70
75	7160 (63)	6630 (66)	5700 (69)	4800 (70)	6460 (66)	6200 (69)	5850 (72)	5350 (74)	6010 (70)	5800 (71)	5520 (74)	5160 (76)	75
80	6780 (61)	6100 (64)	5410 (67)	4670 (69)	6160 (64)	5920 (67)	5600 (70)	4960 (73)	5770 (68)	5560 (69)	5290 (72)	4650 (74)	80
85	6250 (59)	5590 (62)	4970 (65)	4320 (67)	5880 (61)	5660 (65)	5320 (68)	4590 (71)	5540 (66)	5340 (67)	5100 (70)	4760 (73)	85
90	5490 (56)	5130 (60)	4560 (64)	3950 (65)	5620 (59)	5420 (63)	4880 (66)	4240 (69)	5320 (64)	5130 (65)	4910 (68)	4440 (71)	90
95	4680 (54)	4520 (58)	4150 (62)	3600 (64)	5280 (57)	4980 (61)	4440 (64)	3910 (67)	5120 (61)	4940 (63)	4700 (67)	4090 (69)	95
100	3960 (51)	3800 (56)	3660 (60)	3250 (62)	4510 (54)	4390 (59)	4060 (62)	3560 (66)	4900 (59)	4750 (61)	4300 (65)	3760 (68)	100
105	3320 (49)	3170 (54)	3030 (58)	2910 (60)	3820 (52)	3710 (57)	3610 (60)	3210 (64)	4160 (57)	4090 (59)	3920 (62)	3430 (66)	105
110	2750 (46)	2600 (51)	2460 (56)	2340 (58)	3200 (49)	3090 (54)	2990 (58)	2900 (62)	3500 (54)	3440 (56)	3370 (60)	3090 (64)	110
115	2240 (44)	2090 (49)	1950 (54)	1830 (57)	2640 (46)	2540 (52)	2440 (56)	2350 (60)	2900 (51)	2840 (54)	2780 (58)	2720 (62)	115
120	1770 (41)	1620 (47)	1490 (51)	1370 (55)	2130 (43)	2030 (49)	1940 (54)	1850 (58)	2350 (48)	2300 (51)	2250 (56)	2190 (60)	120
125	1350 (37)	1200 (44)	1070 (49)	950 (53)	1660 (40)	1570 (47)	1480 (52)	1400 (56)	1850 (45)	1810 (48)	1760 (53)	1710 (58)	125
130	970 (34)	820 (41)			1240 (37)	1150 (44)	1060 (49)	980 (54)	1380 (42)	1350 (45)	1310 (51)	1260 (55)	130
135					840 (33)				950 (38)	930 (42)	900 (48)	850 (53)	135
140													140
145													145
150													150

# CODES 103 113 123

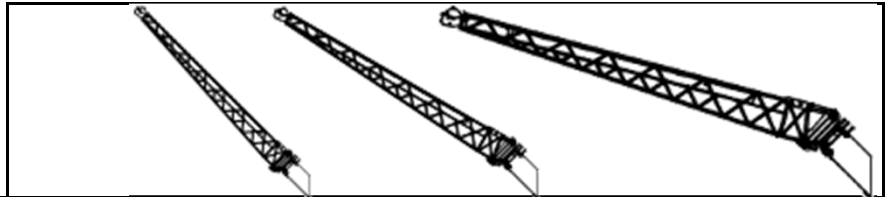
## FIXED JIB



RADIUS (FT)	0° OFFSET				15° OFFSET				30° OFFSET				RADIUS (FT)
	CODE 103				CODE 113				CODE 123				
	MAIN BOOM LENGTH (FT)				MAIN BOOM LENGTH (FT)				MAIN BOOM LENGTH (FT)				
	120	133	146	159	120	133	146	159	120	133	146	159	
25													25
30	8400 (79)												30
35	8400 (77)	7500 (78)											35
40	8400 (76)	7500 (77)	5700 (78)	4800 (79)	7900 (79)								40
45	8400 (74)	7500 (76)	5700 (77)	4800 (78)	7900 (77)	7100 (79)							45
50	8400 (72)	7500 (74)	5700 (76)	4800 (77)	7900 (75)	7100 (77)	6100 (79)		6400 (75)				50
55	8400 (70)	7500 (73)	5700 (74)	4800 (76)	7900 (73)	7100 (76)	6100 (78)	5800 (79)	6400 (78)	6200 (78)			55
60	8400 (69)	7500 (71)	5700 (73)	4800 (75)	7550 (72)	7100 (74)	6100 (76)	5800 (78)	6400 (76)	6200 (76)	5900 (78)		60
65	8020 (67)	7500 (70)	5700 (72)	4800 (74)	7160 (70)	6830 (72)	6100 (75)	5800 (77)	6400 (74)	6200 (75)	5900 (77)	5600 (79)	65
70	7560 (65)	7160 (68)	5700 (70)	4800 (72)	6800 (68)	6510 (71)	6100 (73)	5630 (76)	6280 (72)	6050 (73)	5760 (75)	5380 (77)	70
75	7160 (63)	6630 (66)	5700 (69)	4800 (70)	6460 (66)	6200 (69)	5850 (72)	5350 (74)	6010 (70)	5800 (71)	5520 (74)	5160 (76)	75
80	6780 (61)	6100 (64)	5410 (67)	4670 (69)	6160 (64)	5920 (67)	5600 (70)	4960 (73)	5770 (68)	5560 (69)	5290 (72)	4650 (74)	80
85	6000 (59)	5590 (62)	4970 (65)	4320 (67)	5880 (61)	5660 (65)	5320 (68)	4590 (71)	5540 (66)	5340 (67)	5100 (70)	4760 (73)	85
90	5100 (56)	4940 (60)	4560 (64)	3950 (65)	5620 (59)	5420 (63)	4880 (66)	4240 (69)	5320 (64)	5130 (65)	4910 (68)	4440 (71)	90
95	4310 (54)	4150 (58)	4010 (62)	3600 (64)	4910 (57)	4800 (61)	4440 (64)	3910 (67)	5120 (61)	4940 (63)	4700 (67)	4090 (69)	95
100	3610 (51)	3450 (56)	3320 (60)	3190 (62)	4160 (54)	4050 (59)	3940 (62)	3560 (66)	4550 (59)	4480 (61)	4300 (65)	3760 (68)	100
105	2990 (49)	2840 (54)	2700 (58)	2580 (60)	3490 (52)	3380 (57)	3280 (60)	3190 (64)	3830 (57)	3760 (59)	3700 (62)	3430 (66)	105
110	2440 (46)	2290 (51)	2150 (56)	2030 (58)	2890 (49)	2780 (54)	2680 (58)	2590 (62)	3190 (54)	3120 (56)	3060 (60)	3000 (64)	110
115	1940 (44)	1790 (49)	1660 (54)	1540 (57)	2340 (46)	2240 (52)	2140 (56)	2060 (60)	2600 (51)	2550 (54)	2490 (58)	2430 (62)	115
120	1490 (41)	1340 (47)	1210 (51)	1090 (55)	1850 (43)	1750 (49)	1660 (54)	1570 (58)	2070 (48)	2020 (51)	1970 (56)	1910 (60)	120
125	1080 (37)	940 (44)	800 (49)		1400 (40)	1300 (47)	1210 (52)	1130 (56)	1580 (45)	1540 (48)	1490 (53)	1440 (58)	125
130					980 (37)	890 (44)	810 (49)		1130 (42)	1100 (45)	1050 (51)	1010 (55)	130
135													135
140													140
145													145
150													150

# CODES 104 114 124

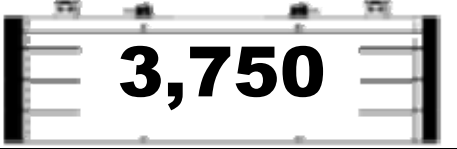
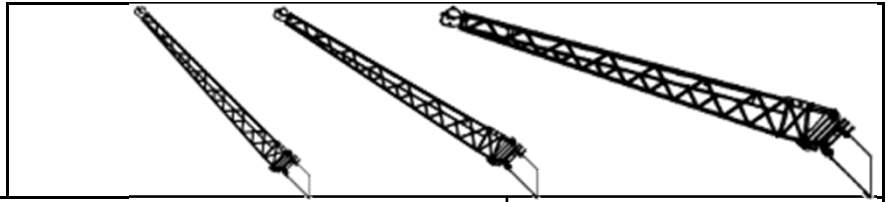
## FIXED JIB



RADIUS (FT)	0° OFFSET				15° OFFSET				30° OFFSET				RADIUS (FT)
	CODE 104				CODE 114				CODE 124				
	MAIN BOOM LENGTH (FT)				MAIN BOOM LENGTH (FT)				MAIN BOOM LENGTH (FT)				
	120	133	146	159	120	133	146	159	120	133	146	159	
25													25
30	8400 (79)												30
35	8400 (77)	7500 (78)											35
40	8400 (76)	7500 (77)	5700 (78)	4800 (79)	7900 (79)								40
45	8400 (74)	7500 (76)	5700 (77)	4800 (78)	7900 (77)	7100 (79)							45
50	8400 (72)	7500 (74)	5700 (76)	4800 (77)	7900 (75)	7100 (77)	6100 (79)		6400 (75)				50
55	8400 (70)	7500 (73)	5700 (74)	4800 (76)	7900 (73)	7100 (76)	6100 (78)	5800 (79)	6400 (78)	6200 (78)			55
60	8400 (69)	7500 (71)	5700 (73)	4800 (75)	7550 (72)	7100 (74)	6100 (76)	5800 (78)	6400 (76)	6200 (76)	5900 (78)		60
65	8020 (67)	7500 (70)	5700 (72)	4800 (74)	7160 (70)	6830 (72)	6100 (75)	5800 (77)	6400 (74)	6200 (75)	5900 (77)	5600 (79)	65
70	7560 (65)	7160 (68)	5700 (70)	4800 (72)	6800 (68)	6510 (71)	6100 (73)	5630 (76)	6280 (72)	6050 (73)	5760 (75)	5380 (77)	70
75	7160 (63)	6630 (66)	5700 (69)	4800 (70)	6460 (66)	6200 (69)	5850 (72)	5350 (74)	6010 (70)	5800 (71)	5520 (74)	5160 (76)	75
80	6590 (61)	6100 (64)	5410 (67)	4670 (69)	6160 (64)	5920 (67)	5600 (70)	4960 (73)	5770 (68)	5560 (69)	5290 (72)	4650 (74)	80
85	5580 (59)	5410 (62)	4970 (65)	4320 (67)	5880 (61)	5660 (65)	5320 (68)	4590 (71)	5540 (66)	5340 (67)	5100 (70)	4760 (73)	85
90	4700 (56)	4540 (60)	4400 (64)	3950 (65)	5370 (59)	5250 (63)	4880 (66)	4240 (69)	5320 (64)	5130 (65)	4910 (68)	4440 (71)	90
95	3940 (54)	3780 (58)	3640 (62)	3510 (64)	4540 (57)	4430 (61)	4320 (64)	3910 (67)	4980 (61)	4900 (63)	4700 (67)	4090 (69)	95
100	3260 (51)	3110 (56)	2970 (60)	2840 (62)	3810 (54)	3700 (59)	3600 (62)	3500 (66)	4200 (59)	4130 (61)	4060 (65)	3760 (68)	100
105	2670 (49)	2510 (54)	2370 (58)	2250 (60)	3160 (52)	3050 (57)	2950 (60)	2860 (64)	3500 (57)	3430 (59)	3370 (62)	3300 (66)	105
110	2130 (46)	1980 (51)	1840 (56)	1720 (58)	2580 (49)	2470 (54)	2370 (58)	2280 (62)	2880 (54)	2810 (56)	2750 (60)	2690 (64)	110
115	1650 (44)	1500 (49)	1360 (54)	1240 (57)	2050 (46)	1940 (52)	1850 (56)	1760 (60)	2310 (51)	2250 (54)	2190 (58)	2130 (62)	115
120	1210 (41)	1060 (47)	930 (51)	810 (55)	1570 (43)	1470 (49)	1380 (54)	1290 (58)	1790 (48)	1740 (51)	1690 (56)	1630 (60)	120
125	820 (37)				1130 (40)	1040 (47)	950 (52)	860 (56)	1310 (45)	1270 (48)	1220 (53)	1170 (58)	125
130									870 (42)	840 (45)	800 (51)		130
135													135
140													140
145													145
150													150

# CODES 105 115 125

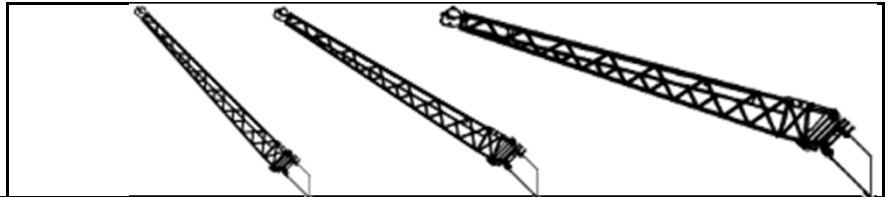
## FIXED JIB



RADIUS (FT)	0° OFFSET				15° OFFSET				30° OFFSET				RADIUS (FT)
	CODE 105				CODE 115				CODE 125				
	MAIN BOOM LENGTH (FT)				MAIN BOOM LENGTH (FT)				MAIN BOOM LENGTH (FT)				
	120	133	146	159	120	133	146	159	120	133	146	159	
25													25
30	8400 (79)												30
35	8400 (77)	7500 (78)											35
40	8400 (76)	7500 (77)	5700 (78)	4800 (79)	7900 (79)								40
45	8400 (74)	7500 (76)	5700 (77)	4800 (78)	7900 (77)	7100 (79)							45
50	8400 (72)	7500 (74)	5700 (76)	4800 (77)	7900 (75)	7100 (77)	6100 (79)		6400 (75)				50
55	8400 (70)	7500 (73)	5700 (74)	4800 (76)	7900 (73)	7100 (76)	6100 (78)	5800 (79)	6400 (78)	6200 (78)			55
60	8400 (69)	7500 (71)	5700 (73)	4800 (75)	7550 (72)	7100 (74)	6100 (76)	5800 (78)	6400 (76)	6200 (76)	5900 (78)		60
65	8020 (67)	7500 (70)	5700 (72)	4800 (74)	7160 (70)	6830 (72)	6100 (75)	5800 (77)	6400 (74)	6200 (75)	5900 (77)	5600 (79)	65
70	7560 (65)	7160 (68)	5700 (70)	4800 (72)	6800 (68)	6510 (71)	6100 (73)	5630 (76)	6280 (72)	6050 (73)	5760 (75)	5380 (77)	70
75	7160 (63)	6630 (66)	5700 (69)	4800 (70)	6460 (66)	6200 (69)	5850 (72)	5350 (74)	6010 (70)	5800 (71)	5520 (74)	5160 (76)	75
80	6130 (61)	5970 (64)	5410 (67)	4670 (69)	6160 (64)	5920 (67)	5600 (70)	4960 (73)	5770 (68)	5560 (69)	5290 (72)	4650 (74)	80
85	5160 (59)	4990 (62)	4850 (65)	4320 (67)	5880 (61)	5660 (65)	5320 (68)	4590 (71)	5540 (66)	5340 (67)	5100 (70)	4760 (73)	85
90	4310 (56)	4150 (60)	4000 (64)	3880 (65)	4980 (59)	4860 (63)	4750 (66)	4240 (69)	5320 (64)	5130 (65)	4910 (68)	4440 (71)	90
95	3570 (54)	3410 (58)	3270 (62)	3140 (64)	4170 (57)	4060 (61)	3950 (64)	3860 (67)	4610 (61)	4530 (63)	4460 (67)	4090 (69)	95
100	2920 (51)	2760 (56)	2620 (60)	2500 (62)	3460 (54)	3350 (59)	3250 (62)	3150 (66)	3850 (59)	3780 (61)	3710 (65)	3640 (68)	100
105	2340 (49)	2180 (54)	2040 (58)	1920 (60)	2830 (52)	2720 (57)	2620 (60)	2530 (64)	3180 (57)	3110 (59)	3040 (62)	2980 (66)	105
110	1820 (46)	1660 (51)	1530 (56)	1410 (58)	2270 (49)	2160 (54)	2060 (58)	1970 (62)	2570 (54)	2500 (56)	2440 (60)	2380 (64)	110
115	1350 (44)	1200 (49)	1070 (54)	950 (57)	1750 (46)	1650 (52)	1550 (56)	1470 (60)	2010 (51)	1960 (54)	1900 (58)	1840 (62)	115
120	930 (41)				1290 (43)	1190 (49)	1100 (54)	1010 (58)	1510 (48)	1460 (51)	1400 (56)	1350 (60)	120
125					860 (40)				1050 (45)	1010 (48)	950 (53)	900 (58)	125
130													130
135													135
140													140
145													145
150													150

# CODES 106 116 126

## FIXED JIB

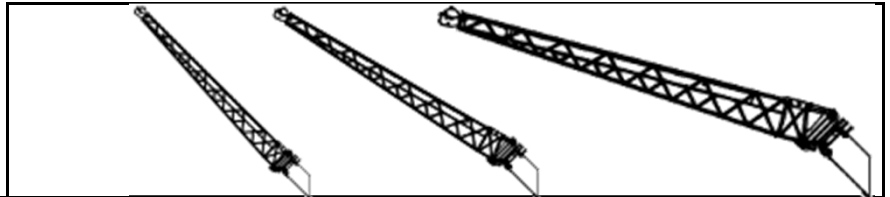


RADIUS (FT)	0° OFFSET				15° OFFSET				30° OFFSET				RADIUS (FT)
	CODE 106				CODE 116				CODE 126				
	MAIN BOOM LENGTH (FT)				MAIN BOOM LENGTH (FT)				MAIN BOOM LENGTH (FT)				
	120	133	146	159	120	133	146	159	120	133	146	159	
25													25
30	8400 (79)												30
35	8400 (77)	7500 (78)											35
40	8400 (76)	7500 (77)	5700 (78)	4800 (79)	7900 (79)								40
45	8400 (74)	7500 (76)	5700 (77)	4800 (78)	7900 (77)	7100 (79)							45
50	8400 (72)	7500 (74)	5700 (76)	4800 (77)	7900 (75)	7100 (77)	6100 (79)		6400 (75)				50
55	8400 (70)	7500 (73)	5700 (74)	4800 (76)	7900 (73)	7100 (76)	6100 (78)	5800 (79)	6400 (78)	6200 (78)			55
60	8400 (69)	7500 (71)	5700 (73)	4800 (75)	7550 (72)	7100 (74)	6100 (76)	5800 (78)	6400 (76)	6200 (76)	5900 (78)		60
65	8020 (67)	7500 (70)	5700 (72)	4800 (74)	7160 (70)	6830 (72)	6100 (75)	5800 (77)	6400 (74)	6200 (75)	5900 (77)	5600 (79)	65
70	7560 (65)	7160 (68)	5700 (70)	4800 (72)	6800 (68)	6510 (71)	6100 (73)	5630 (76)	6280 (72)	6050 (73)	5760 (75)	5380 (77)	70
75	6780 (63)	6610 (66)	5700 (69)	4800 (70)	6460 (66)	6200 (69)	5850 (72)	5350 (74)	6010 (70)	5800 (71)	5520 (74)	5160 (76)	75
80	5680 (61)	5510 (64)	5360 (67)	4670 (69)	6160 (64)	5920 (67)	5600 (70)	4960 (73)	5770 (68)	5560 (69)	5290 (72)	4650 (74)	80
85	4730 (59)	4570 (62)	4420 (65)	4300 (67)	5470 (61)	5350 (65)	5240 (68)	4590 (71)	5540 (66)	5340 (67)	5100 (70)	4760 (73)	85
90	3910 (56)	3750 (60)	3610 (64)	3480 (65)	4580 (59)	4460 (63)	4360 (66)	4240 (69)	5080 (64)	4990 (65)	4910 (68)	4440 (71)	90
95	3200 (54)	3040 (58)	2900 (62)	2770 (64)	3800 (57)	3690 (61)	3580 (64)	3490 (67)	4240 (61)	4160 (63)	4090 (67)	4020 (69)	95
100	2570 (51)	2410 (56)	2270 (60)	2150 (62)	3120 (54)	3000 (59)	2900 (62)	2810 (66)	3510 (59)	3430 (61)	3360 (65)	3290 (68)	100
105	2010 (49)	1850 (54)	1710 (58)	1590 (60)	2500 (52)	2390 (57)	2290 (60)	2200 (64)	2850 (57)	2780 (59)	2710 (62)	2650 (66)	105
110	1510 (46)	1350 (51)	1220 (56)	1100 (58)	1950 (49)	1850 (54)	1750 (58)	1660 (62)	2260 (54)	2190 (56)	2130 (60)	2070 (64)	110
115	1060 (44)	910 (49)			1460 (46)	1350 (52)	1260 (56)	1170 (60)	1720 (51)	1660 (54)	1600 (58)	1540 (62)	115
120					1010 (43)	910 (49)	810 (54)		1230 (48)	1180 (51)	1120 (56)	1070 (60)	120
125													125
130													130
135													135
140													140
145													145
150													150



# CODES 107 117 127


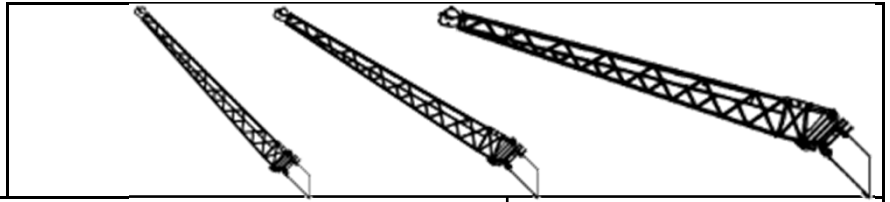
## FIXED JIB



RADIUS (FT)	0° OFFSET				15° OFFSET				30° OFFSET				RADIUS (FT)
	CODE 107				CODE 117				CODE 127				
	MAIN BOOM LENGTH (FT)				MAIN BOOM LENGTH (FT)				MAIN BOOM LENGTH (FT)				
	120	133	146	159	120	133	146	159	120	133	146	159	
25													25
30	8400 (79)												30
35	8400 (77)	7500 (78)											35
40	8400 (76)	7500 (77)	5700 (78)	4800 (79)	7900 (79)								40
45	8400 (74)	7500 (76)	5700 (77)	4800 (78)	7900 (77)	7100 (79)							45
50	8400 (72)	7500 (74)	5700 (76)	4800 (77)	7900 (75)	7100 (77)	6100 (79)		6400 (75)				50
55	8400 (70)	7500 (73)	5700 (74)	4800 (76)	7900 (73)	7100 (76)	6100 (78)	5800 (79)	6400 (78)	6200 (78)			55
60	8400 (69)	7500 (71)	5700 (73)	4800 (75)	7550 (72)	7100 (74)	6100 (76)	5800 (78)	6400 (76)	6200 (76)	5900 (78)		60
65	8020 (67)	7500 (70)	5700 (72)	4800 (74)	7160 (70)	6830 (72)	6100 (75)	5800 (77)	6400 (74)	6200 (75)	5900 (77)	5600 (79)	65
70	7560 (65)	7160 (68)	5700 (70)	4800 (72)	6800 (68)	6510 (71)	6100 (73)	5630 (76)	6280 (72)	6050 (73)	5760 (75)	5380 (77)	70
75	6290 (63)	6120 (66)	5700 (69)	4800 (70)	6460 (66)	6200 (69)	5850 (72)	5350 (74)	6010 (70)	5800 (71)	5520 (74)	5160 (76)	75
80	5220 (61)	5050 (64)	4910 (67)	4670 (69)	6040 (64)	5920 (67)	5600 (70)	4960 (73)	5770 (68)	5560 (69)	5290 (72)	4650 (74)	80
85	4310 (59)	4140 (62)	4000 (65)	3870 (67)	5050 (61)	4930 (65)	4820 (68)	4590 (71)	5540 (66)	5340 (67)	5100 (70)	4760 (73)	85
90	3520 (56)	3360 (60)	3210 (64)	3090 (65)	4190 (59)	4070 (63)	3960 (66)	3870 (69)	4680 (64)	4600 (65)	4520 (68)	4440 (71)	90
95	2830 (54)	2670 (58)	2530 (62)	2400 (64)	3430 (57)	3320 (61)	3210 (64)	3120 (67)	3870 (61)	3790 (63)	3720 (67)	3650 (69)	95
100	2220 (51)	2060 (56)	1920 (60)	1800 (62)	2770 (54)	2650 (59)	2550 (62)	2460 (66)	3160 (59)	3080 (61)	3010 (65)	2950 (68)	100
105	1680 (49)	1520 (54)	1390 (58)	1260 (60)	2180 (52)	2060 (57)	1960 (60)	1870 (64)	2520 (57)	2450 (59)	2380 (62)	2320 (66)	105
110	1200 (46)	1040 (51)	910 (56)		1640 (49)	1540 (54)	1440 (58)	1350 (62)	1950 (54)	1880 (56)	1820 (60)	1760 (64)	110
115					1160 (46)	1060 (52)	960 (56)	880 (60)	1420 (51)	1370 (54)	1310 (58)	1250 (62)	115
120									950 (48)	900 (51)	840 (56)		120
125													125
130													130
135													135
140													140
145													145
150													150

# CODES 108 118 128

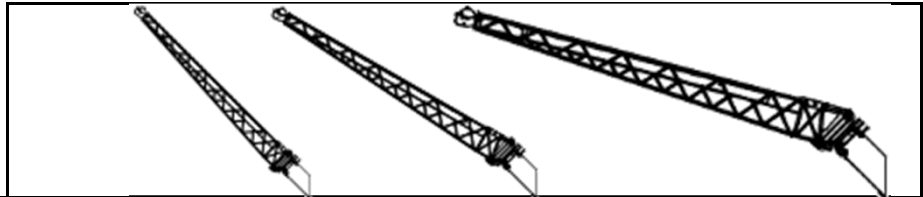
## FIXED JIB



RADIUS (FT)	0° OFFSET				15° OFFSET				30° OFFSET				RADIUS (FT)
	CODE 108				CODE 118				CODE 128				
	MAIN BOOM LENGTH (FT)				MAIN BOOM LENGTH (FT)				MAIN BOOM LENGTH (FT)				
	120	133	146	159	120	133	146	159	120	133	146	159	
25													25
30	8400 (79)												30
35	8400 (77)	7500 (78)											35
40	8400 (76)	7500 (77)	5700 (78)	4800 (79)	7900 (79)								40
45	8400 (74)	7500 (76)	5700 (77)	4800 (78)	7900 (77)	7100 (79)							45
50	8400 (72)	7500 (74)	5700 (76)	4800 (77)	7900 (75)	7100 (77)	6100 (79)		6400 (75)				50
55	8400 (70)	7500 (73)	5700 (74)	4800 (76)	7900 (73)	7100 (76)	6100 (78)	5800 (79)	6400 (78)	6200 (78)			55
60	8400 (69)	7500 (71)	5700 (73)	4800 (75)	7550 (72)	7100 (74)	6100 (76)	5800 (78)	6400 (76)	6200 (76)	5900 (78)		60
65	8020 (67)	7500 (70)	5700 (72)	4800 (74)	7160 (70)	6830 (72)	6100 (75)	5800 (77)	6400 (74)	6200 (75)	5900 (77)	5600 (79)	65
70	7010 (65)	6840 (68)	5700 (70)	4800 (72)	6800 (68)	6510 (71)	6100 (73)	5630 (76)	6280 (72)	6050 (73)	5760 (75)	5380 (77)	70
75	5790 (63)	5620 (66)	5470 (69)	4800 (70)	6460 (66)	6200 (69)	5850 (72)	5350 (74)	6010 (70)	5800 (71)	5520 (74)	5160 (76)	75
80	4760 (61)	4600 (64)	4450 (67)	4320 (69)	5590 (64)	5460 (67)	5350 (70)	4960 (73)	5770 (68)	5560 (69)	5290 (72)	4650 (74)	80
85	3880 (59)	3720 (62)	3580 (65)	3450 (67)	4630 (61)	4500 (65)	4390 (68)	4300 (71)	5180 (66)	5090 (67)	5010 (70)	4760 (73)	85
90	3120 (56)	2960 (60)	2820 (64)	2690 (65)	3790 (59)	3670 (63)	3570 (66)	3470 (69)	4290 (64)	4200 (65)	4130 (68)	4060 (71)	90
95	2460 (54)	2300 (58)	2160 (62)	2030 (64)	3060 (57)	2950 (61)	2840 (64)	2750 (67)	3500 (61)	3420 (63)	3350 (67)	3280 (69)	95
100	1870 (51)	1710 (56)	1580 (60)	1450 (62)	2420 (54)	2310 (59)	2200 (62)	2110 (66)	2810 (59)	2740 (61)	2660 (65)	2600 (68)	100
105	1350 (49)	1200 (54)	1060 (58)	940 (60)	1850 (52)	1740 (57)	1640 (60)	1540 (64)	2190 (57)	2120 (59)	2050 (62)	1990 (66)	105
110	890 (46)				1330 (49)	1230 (54)	1130 (58)	1040 (62)	1630 (54)	1570 (56)	1510 (60)	1440 (64)	110
115					870 (46)				1130 (51)	1070 (54)	1010 (58)	950 (62)	115
120													120
125													125
130													130
135													135
140													140
145													145
150													150

# CODES 130 140 150

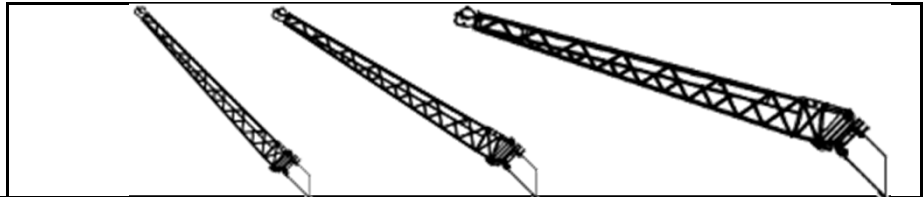
## FIXED JIB



RADIUS (FT)	0° OFFSET				15° OFFSET				30° OFFSET				RADIUS (FT)
	CODE 130				CODE 140				CODE 150				
	MAIN BOOM LENGTH (FT)				MAIN BOOM LENGTH (FT)				MAIN BOOM LENGTH (FT)				
	120	133	146	159	120	133	146	159	120	133	146	159	
25													25
30	8400 (79)												30
35	8400 (77)	7500 (78)											35
40	8400 (76)	7500 (77)	5700 (78)	4800 (79)	7900 (79)								40
45	8400 (74)	7500 (76)	5700 (77)	4800 (78)	7900 (77)	7100 (79)							45
50	8400 (72)	7500 (74)	5700 (76)	4800 (77)	7900 (75)	7100 (77)	6100 (79)		6400 (75)				50
55	8400 (70)	7500 (73)	5700 (74)	4800 (76)	7900 (73)	7100 (76)	6100 (78)	5800 (79)	6400 (78)	6200 (78)			55
60	8400 (69)	7500 (71)	5700 (73)	4800 (75)	7550 (72)	7100 (74)	6100 (76)	5800 (78)	6400 (76)	6200 (76)	5900 (78)		60
65	8020 (67)	7500 (70)	5700 (72)	4800 (74)	7160 (70)	6830 (72)	6100 (75)	5800 (77)	6400 (74)	6200 (75)	5900 (77)	5600 (79)	65
70	7560 (65)	7160 (68)	5700 (70)	4800 (72)	6800 (68)	6510 (71)	6100 (73)	5630 (76)	6280 (72)	6050 (73)	5760 (75)	5380 (77)	70
75	7160 (63)	6630 (66)	5700 (69)	4800 (70)	6460 (66)	6200 (69)	5850 (72)	5350 (74)	6010 (70)	5800 (71)	5520 (74)	5160 (76)	75
80	6780 (61)	6100 (64)	5410 (67)	4670 (69)	6160 (64)	5920 (67)	5600 (70)	4960 (73)	5770 (68)	5560 (69)	5290 (72)	4650 (74)	80
85	6250 (59)	5590 (62)	4970 (65)	4320 (67)	5880 (61)	5660 (65)	5320 (68)	4590 (71)	5540 (66)	5340 (67)	5100 (70)	4760 (73)	85
90	5740 (56)	5130 (60)	4560 (64)	3950 (65)	5620 (59)	5420 (63)	4880 (66)	4240 (69)	5320 (64)	5130 (65)	4910 (68)	4440 (71)	90
95	5270 (54)	4690 (58)	4150 (62)	3600 (64)	5390 (57)	4980 (61)	4440 (64)	3910 (67)	5120 (61)	4940 (63)	4700 (67)	4090 (69)	95
100	4840 (51)	4280 (56)	3770 (60)	3250 (62)	5070 (54)	4560 (59)	4060 (62)	3560 (66)	4940 (59)	4750 (61)	4300 (65)	3760 (68)	100
105	4430 (49)	3900 (54)	3410 (58)	2920 (60)	4650 (52)	4150 (57)	3690 (60)	3210 (64)	4760 (57)	4350 (59)	3920 (62)	3430 (66)	105
110	4050 (46)	3540 (51)	3080 (56)	2610 (58)	4260 (49)	3770 (54)	3330 (58)	2900 (62)	4420 (54)	3970 (56)	3540 (60)	3090 (64)	110
115	3690 (44)	3200 (49)	2760 (54)	2290 (57)	3880 (46)	3420 (52)	3000 (56)	2590 (60)	4040 (51)	3600 (54)	3190 (58)	2750 (62)	115
120	3360 (41)	2890 (47)	2460 (51)	1990 (55)	3530 (43)	3080 (49)	2690 (54)	2290 (58)	3660 (48)	3240 (51)	2860 (56)	2420 (60)	120
125	3050 (37)	2590 (44)	2180 (49)	1700 (53)	3200 (40)	2770 (47)	2380 (52)	2020 (56)	3310 (45)	2910 (48)	2540 (53)	2090 (58)	125
130	2760 (34)	2310 (41)	1910 (47)	1400 (51)	2890 (37)	2470 (44)	2100 (49)	1740 (54)	2980 (42)	2600 (45)	2250 (51)	1790 (55)	130
135	2400 (30)	2040 (38)	1660 (44)	1100 (49)	2590 (33)	2190 (41)	1830 (47)	1470 (52)	2660 (38)	2300 (42)	1960 (48)	1330 (53)	135
140	2020 (26)	1790 (35)	1420 (42)	860 (47)	2190 (28)	1920 (38)	1570 (44)	1200 (49)	2250 (33)	2010 (39)	1700 (46)	1100 (51)	140
145	1670 (21)	1530 (32)	1190 (39)		1790 (22)	1660 (34)	1330 (41)	930 (47)	1790 (28)	1740 (35)	1440 (43)	900 (48)	145
150	1330 (13)	1210 (28)	990 (36)		1390 (13)	1380 (30)	1100 (39)			1450 (30)	1200 (39)		150
155		900 (24)				1030 (25)	890 (35)			1060 (25)	970 (36)		155
160													160

# CODES 131 141 151

## FIXED JIB



**8,750**



**24'-6"**

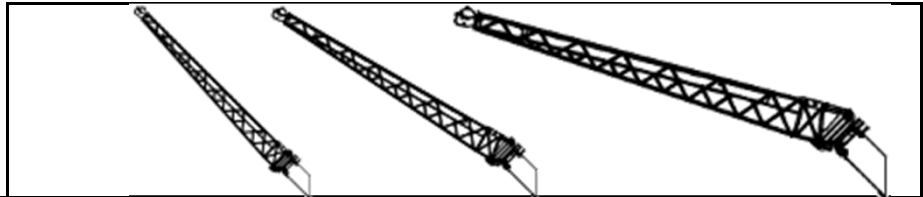


**REAR**

RADIUS (FT)	0° OFFSET				15° OFFSET				30° OFFSET				RADIUS (FT)
	CODE 131				CODE 141				CODE 151				
	MAIN BOOM LENGTH (FT)				MAIN BOOM LENGTH (FT)				MAIN BOOM LENGTH (FT)				
	120	133	146	159	120	133	146	159	120	133	146	159	
25													25
30	8400 (79)												30
35	8400 (77)	7500 (78)											35
40	8400 (76)	7500 (77)	5700 (78)	4800 (79)	7900 (79)								40
45	8400 (74)	7500 (76)	5700 (77)	4800 (78)	7900 (77)	7100 (79)							45
50	8400 (72)	7500 (74)	5700 (76)	4800 (77)	7900 (75)	7100 (77)	6100 (79)		6400 (75)				50
55	8400 (70)	7500 (73)	5700 (74)	4800 (76)	7900 (73)	7100 (76)	6100 (78)	5800 (79)	6400 (78)	6200 (78)			55
60	8400 (69)	7500 (71)	5700 (73)	4800 (75)	7550 (72)	7100 (74)	6100 (76)	5800 (78)	6400 (76)	6200 (76)	5900 (78)		60
65	8020 (67)	7500 (70)	5700 (72)	4800 (74)	7160 (70)	6830 (72)	6100 (75)	5800 (77)	6400 (74)	6200 (75)	5900 (77)	5600 (79)	65
70	7560 (65)	7160 (68)	5700 (70)	4800 (72)	6800 (68)	6510 (71)	6100 (73)	5630 (76)	6280 (72)	6050 (73)	5760 (75)	5380 (77)	70
75	7160 (63)	6630 (66)	5700 (69)	4800 (70)	6460 (66)	6200 (69)	5850 (72)	5350 (74)	6010 (70)	5800 (71)	5520 (74)	5160 (76)	75
80	6780 (61)	6100 (64)	5410 (67)	4670 (69)	6160 (64)	5920 (67)	5600 (70)	4960 (73)	5770 (68)	5560 (69)	5290 (72)	4650 (74)	80
85	6250 (59)	5590 (62)	4970 (65)	4320 (67)	5880 (61)	5660 (65)	5320 (68)	4590 (71)	5540 (66)	5340 (67)	5100 (70)	4760 (73)	85
90	5740 (56)	5130 (60)	4560 (64)	3950 (65)	5620 (59)	5420 (63)	4880 (66)	4240 (69)	5320 (64)	5130 (65)	4910 (68)	4440 (71)	90
95	5270 (54)	4690 (58)	4150 (62)	3600 (64)	5390 (57)	4980 (61)	4440 (64)	3910 (67)	5120 (61)	4940 (63)	4700 (67)	4090 (69)	95
100	4840 (51)	4280 (56)	3770 (60)	3250 (62)	5070 (54)	4560 (59)	4060 (62)	3560 (66)	4940 (59)	4750 (61)	4300 (65)	3760 (68)	100
105	4430 (49)	3900 (54)	3410 (58)	2920 (60)	4650 (52)	4150 (57)	3690 (60)	3210 (64)	4760 (57)	4350 (59)	3920 (62)	3430 (66)	105
110	4050 (46)	3540 (51)	3080 (56)	2610 (58)	4260 (49)	3770 (54)	3330 (58)	2900 (62)	4420 (54)	3970 (56)	3540 (60)	3090 (64)	110
115	3690 (44)	3200 (49)	2760 (54)	2290 (57)	3880 (46)	3420 (52)	3000 (56)	2590 (60)	4040 (51)	3600 (54)	3190 (58)	2750 (62)	115
120	3360 (41)	2890 (47)	2460 (51)	1990 (55)	3530 (43)	3080 (49)	2690 (54)	2290 (58)	3660 (48)	3240 (51)	2860 (56)	2420 (60)	120
125	3050 (37)	2590 (44)	2180 (49)	1700 (53)	3200 (40)	2770 (47)	2380 (52)	2020 (56)	3310 (45)	2910 (48)	2540 (53)	2090 (58)	125
130	2620 (34)	2310 (41)	1910 (47)	1400 (51)	2880 (37)	2470 (44)	2100 (49)	1740 (54)	2980 (42)	2600 (45)	2250 (51)	1790 (55)	130
135	2220 (30)	2040 (38)	1660 (44)	1100 (49)	2430 (33)	2190 (41)	1830 (47)	1470 (52)	2530 (38)	2300 (42)	1960 (48)	1330 (53)	135
140	1850 (26)	1710 (35)	1420 (42)	860 (47)	2020 (28)	1920 (38)	1570 (44)	1200 (49)	2080 (33)	2010 (39)	1700 (46)	1100 (51)	140
145	1500 (21)	1360 (32)	1190 (39)		1620 (22)	1570 (34)	1330 (41)	930 (47)	1630 (28)	1680 (35)	1440 (43)	900 (48)	145
150	1170 (13)	1040 (28)	920 (36)		1220 (13)	1220 (30)	1100 (39)			1280 (30)	1200 (39)		150
155						880 (25)	830 (35)			910 (25)	930 (36)		155
160													160

# CODES 132 142 152

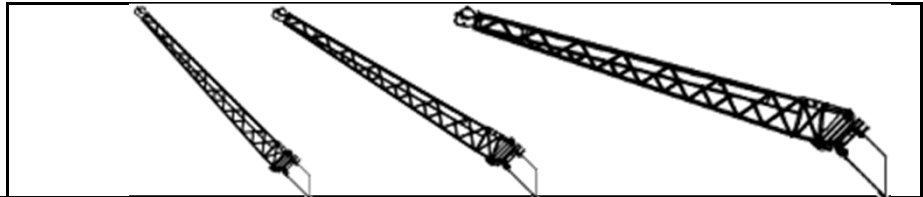
## FIXED JIB



RADIUS (FT)	0° OFFSET				15° OFFSET				30° OFFSET				RADIUS (FT)
	CODE 132				CODE 142				CODE 152				
	MAIN BOOM LENGTH (FT)				MAIN BOOM LENGTH (FT)				MAIN BOOM LENGTH (FT)				
	120	133	146	159	120	133	146	159	120	133	146	159	
25													25
30	8400 (79)												30
35	8400 (77)	7500 (78)											35
40	8400 (76)	7500 (77)	5700 (78)	4800 (79)	7900 (79)								40
45	8400 (74)	7500 (76)	5700 (77)	4800 (78)	7900 (77)	7100 (79)							45
50	8400 (72)	7500 (74)	5700 (76)	4800 (77)	7900 (75)	7100 (77)	6100 (79)		6400 (75)				50
55	8400 (70)	7500 (73)	5700 (74)	4800 (76)	7900 (73)	7100 (76)	6100 (78)	5800 (79)	6400 (78)	6200 (78)			55
60	8400 (69)	7500 (71)	5700 (73)	4800 (75)	7550 (72)	7100 (74)	6100 (76)	5800 (78)	6400 (76)	6200 (76)	5900 (78)		60
65	8020 (67)	7500 (70)	5700 (72)	4800 (74)	7160 (70)	6830 (72)	6100 (75)	5800 (77)	6400 (74)	6200 (75)	5900 (77)	5600 (79)	65
70	7560 (65)	7160 (68)	5700 (70)	4800 (72)	6800 (68)	6510 (71)	6100 (73)	5630 (76)	6280 (72)	6050 (73)	5760 (75)	5380 (77)	70
75	7160 (63)	6630 (66)	5700 (69)	4800 (70)	6460 (66)	6200 (69)	5850 (72)	5350 (74)	6010 (70)	5800 (71)	5520 (74)	5160 (76)	75
80	6780 (61)	6100 (64)	5410 (67)	4670 (69)	6160 (64)	5920 (67)	5600 (70)	4960 (73)	5770 (68)	5560 (69)	5290 (72)	4650 (74)	80
85	6250 (59)	5590 (62)	4970 (65)	4320 (67)	5880 (61)	5660 (65)	5320 (68)	4590 (71)	5540 (66)	5340 (67)	5100 (70)	4760 (73)	85
90	5740 (56)	5130 (60)	4560 (64)	3950 (65)	5620 (59)	5420 (63)	4880 (66)	4240 (69)	5320 (64)	5130 (65)	4910 (68)	4440 (71)	90
95	5270 (54)	4690 (58)	4150 (62)	3600 (64)	5390 (57)	4980 (61)	4440 (64)	3910 (67)	5120 (61)	4940 (63)	4700 (67)	4090 (69)	95
100	4840 (51)	4280 (56)	3770 (60)	3250 (62)	5070 (54)	4560 (59)	4060 (62)	3560 (66)	4940 (59)	4750 (61)	4300 (65)	3760 (68)	100
105	4430 (49)	3900 (54)	3410 (58)	2920 (60)	4650 (52)	4150 (57)	3690 (60)	3210 (64)	4760 (57)	4350 (59)	3920 (62)	3430 (66)	105
110	4050 (46)	3540 (51)	3080 (56)	2610 (58)	4260 (49)	3770 (54)	3330 (58)	2900 (62)	4420 (54)	3970 (56)	3540 (60)	3090 (64)	110
115	3690 (44)	3200 (49)	2760 (54)	2290 (57)	3880 (46)	3420 (52)	3000 (56)	2590 (60)	4040 (51)	3600 (54)	3190 (58)	2750 (62)	115
120	3330 (41)	2890 (47)	2460 (51)	1990 (55)	3530 (43)	3080 (49)	2690 (54)	2290 (58)	3660 (48)	3240 (51)	2860 (56)	2420 (60)	120
125	2860 (37)	2590 (44)	2180 (49)	1700 (53)	3160 (40)	2770 (47)	2380 (52)	2020 (56)	3310 (45)	2910 (48)	2540 (53)	2090 (58)	125
130	2430 (34)	2290 (41)	1910 (47)	1400 (51)	2690 (37)	2470 (44)	2100 (49)	1740 (54)	2830 (42)	2600 (45)	2250 (51)	1790 (55)	130
135	2040 (30)	1900 (38)	1660 (44)	1100 (49)	2250 (33)	2180 (41)	1830 (47)	1470 (52)	2350 (38)	2300 (42)	1960 (48)	1330 (53)	135
140	1670 (26)	1530 (35)	1410 (42)	860 (47)	1840 (28)	1780 (38)	1570 (44)	1200 (49)	1900 (33)	1910 (39)	1700 (46)	1100 (51)	140
145	1330 (21)	1200 (32)	1070 (39)		1450 (22)	1410 (34)	1330 (41)	930 (47)	1460 (28)	1510 (35)	1440 (43)	900 (48)	145
150	1010 (13)	880 (28)			1060 (13)	1060 (30)	1000 (39)			1120 (30)	1120 (39)		150
155													155
160													160

# CODES 133 143 153

## FIXED JIB



**6,250**



**24'-6"**

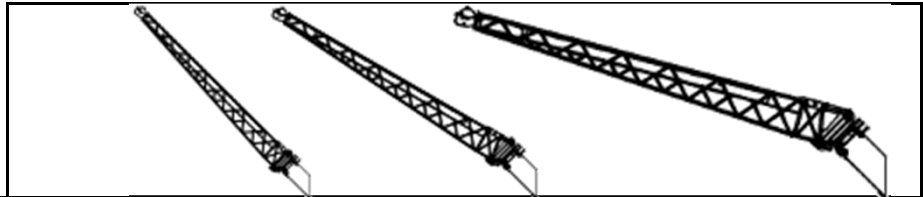


**REAR**

RADIUS (FT)	0° OFFSET				15° OFFSET				30° OFFSET				RADIUS (FT)
	CODE 133				CODE 143				CODE 153				
	MAIN BOOM LENGTH (FT)				MAIN BOOM LENGTH (FT)				MAIN BOOM LENGTH (FT)				
	120	133	146	159	120	133	146	159	120	133	146	159	
25													25
30	8400 (79)												30
35	8400 (77)	7500 (78)											35
40	8400 (76)	7500 (77)	5700 (78)	4800 (79)	7900 (79)								40
45	8400 (74)	7500 (76)	5700 (77)	4800 (78)	7900 (77)	7100 (79)							45
50	8400 (72)	7500 (74)	5700 (76)	4800 (77)	7900 (75)	7100 (77)	6100 (79)		6400 (75)				50
55	8400 (70)	7500 (73)	5700 (74)	4800 (76)	7900 (73)	7100 (76)	6100 (78)	5800 (79)	6400 (78)	6200 (78)			55
60	8400 (69)	7500 (71)	5700 (73)	4800 (75)	7550 (72)	7100 (74)	6100 (76)	5800 (78)	6400 (76)	6200 (76)	5900 (78)		60
65	8020 (67)	7500 (70)	5700 (72)	4800 (74)	7160 (70)	6830 (72)	6100 (75)	5800 (77)	6400 (74)	6200 (75)	5900 (77)	5600 (79)	65
70	7560 (65)	7160 (68)	5700 (70)	4800 (72)	6800 (68)	6510 (71)	6100 (73)	5630 (76)	6280 (72)	6050 (73)	5760 (75)	5380 (77)	70
75	7160 (63)	6630 (66)	5700 (69)	4800 (70)	6460 (66)	6200 (69)	5850 (72)	5350 (74)	6010 (70)	5800 (71)	5520 (74)	5160 (76)	75
80	6780 (61)	6100 (64)	5410 (67)	4670 (69)	6160 (64)	5920 (67)	5600 (70)	4960 (73)	5770 (68)	5560 (69)	5290 (72)	4650 (74)	80
85	6250 (59)	5590 (62)	4970 (65)	4320 (67)	5880 (61)	5660 (65)	5320 (68)	4590 (71)	5540 (66)	5340 (67)	5100 (70)	4760 (73)	85
90	5740 (56)	5130 (60)	4560 (64)	3950 (65)	5620 (59)	5420 (63)	4880 (66)	4240 (69)	5320 (64)	5130 (65)	4910 (68)	4440 (71)	90
95	5270 (54)	4690 (58)	4150 (62)	3600 (64)	5390 (57)	4980 (61)	4440 (64)	3910 (67)	5120 (61)	4940 (63)	4700 (67)	4090 (69)	95
100	4840 (51)	4280 (56)	3770 (60)	3250 (62)	5070 (54)	4560 (59)	4060 (62)	3560 (66)	4940 (59)	4750 (61)	4300 (65)	3760 (68)	100
105	4430 (49)	3900 (54)	3410 (58)	2920 (60)	4650 (52)	4150 (57)	3690 (60)	3210 (64)	4760 (57)	4350 (59)	3920 (62)	3430 (66)	105
110	4050 (46)	3540 (51)	3080 (56)	2610 (58)	4260 (49)	3770 (54)	3330 (58)	2900 (62)	4420 (54)	3970 (56)	3540 (60)	3090 (64)	110
115	3620 (44)	3200 (49)	2760 (54)	2290 (57)	3880 (46)	3420 (52)	3000 (56)	2590 (60)	4040 (51)	3600 (54)	3190 (58)	2750 (62)	115
120	3120 (41)	2890 (47)	2460 (51)	1990 (55)	3460 (43)	3080 (49)	2690 (54)	2290 (58)	3660 (48)	3240 (51)	2860 (56)	2420 (60)	120
125	2660 (37)	2520 (44)	2180 (49)	1700 (53)	2960 (40)	2770 (47)	2380 (52)	2020 (56)	3130 (45)	2910 (48)	2540 (53)	2090 (58)	125
130	2240 (34)	2100 (41)	1910 (47)	1400 (51)	2500 (37)	2410 (44)	2100 (49)	1740 (54)	2640 (42)	2600 (45)	2250 (51)	1790 (55)	130
135	1860 (30)	1720 (38)	1590 (44)	1100 (49)	2070 (33)	1990 (41)	1830 (47)	1470 (52)	2170 (38)	2160 (42)	1960 (48)	1330 (53)	135
140	1500 (26)	1360 (35)	1230 (42)	860 (47)	1670 (28)	1600 (38)	1530 (44)	1200 (49)	1730 (33)	1740 (39)	1700 (46)	1100 (51)	140
145	1160 (21)	1030 (32)	910 (39)		1290 (22)	1240 (34)	1170 (41)	930 (47)	1290 (28)	1340 (35)	1320 (43)	900 (48)	145
150	850 (13)				900 (13)	890 (30)	830 (39)			960 (30)	960 (39)		150
155													155
160													160

# CODES 134 144 154

## FIXED JIB



**5,000**



**24'-6"**

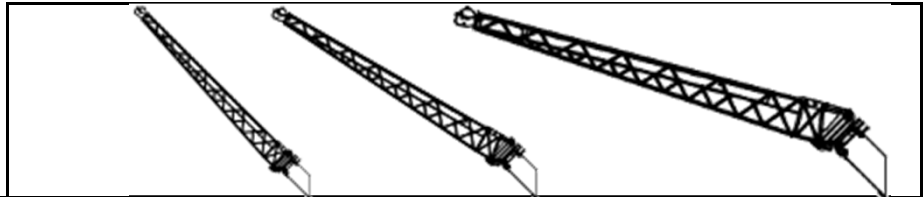


**REAR**

RADIUS (FT)	0° OFFSET				15° OFFSET				30° OFFSET				RADIUS (FT)
	CODE 134				CODE 144				CODE 154				
	MAIN BOOM LENGTH (FT)				MAIN BOOM LENGTH (FT)				MAIN BOOM LENGTH (FT)				
	120	133	146	159	120	133	146	159	120	133	146	159	
25													25
30	8400 (79)												30
35	8400 (77)	7500 (78)											35
40	8400 (76)	7500 (77)	5700 (78)	4800 (79)	7900 (79)								40
45	8400 (74)	7500 (76)	5700 (77)	4800 (78)	7900 (77)	7100 (79)							45
50	8400 (72)	7500 (74)	5700 (76)	4800 (77)	7900 (75)	7100 (77)	6100 (79)		6400 (75)				50
55	8400 (70)	7500 (73)	5700 (74)	4800 (76)	7900 (73)	7100 (76)	6100 (78)	5800 (79)	6400 (78)	6200 (78)			55
60	8400 (69)	7500 (71)	5700 (73)	4800 (75)	7550 (72)	7100 (74)	6100 (76)	5800 (78)	6400 (76)	6200 (76)	5900 (78)		60
65	8020 (67)	7500 (70)	5700 (72)	4800 (74)	7160 (70)	6830 (72)	6100 (75)	5800 (77)	6400 (74)	6200 (75)	5900 (77)	5600 (79)	65
70	7560 (65)	7160 (68)	5700 (70)	4800 (72)	6800 (68)	6510 (71)	6100 (73)	5630 (76)	6280 (72)	6050 (73)	5760 (75)	5380 (77)	70
75	7160 (63)	6630 (66)	5700 (69)	4800 (70)	6460 (66)	6200 (69)	5850 (72)	5350 (74)	6010 (70)	5800 (71)	5520 (74)	5160 (76)	75
80	6780 (61)	6100 (64)	5410 (67)	4670 (69)	6160 (64)	5920 (67)	5600 (70)	4960 (73)	5770 (68)	5560 (69)	5290 (72)	4650 (74)	80
85	6250 (59)	5590 (62)	4970 (65)	4320 (67)	5880 (61)	5660 (65)	5320 (68)	4590 (71)	5540 (66)	5340 (67)	5100 (70)	4760 (73)	85
90	5740 (56)	5130 (60)	4560 (64)	3950 (65)	5620 (59)	5420 (63)	4880 (66)	4240 (69)	5320 (64)	5130 (65)	4910 (68)	4440 (71)	90
95	5270 (54)	4690 (58)	4150 (62)	3600 (64)	5390 (57)	4980 (61)	4440 (64)	3910 (67)	5120 (61)	4940 (63)	4700 (67)	4090 (69)	95
100	4840 (51)	4280 (56)	3770 (60)	3250 (62)	5070 (54)	4560 (59)	4060 (62)	3560 (66)	4940 (59)	4750 (61)	4300 (65)	3760 (68)	100
105	4430 (49)	3900 (54)	3410 (58)	2920 (60)	4650 (52)	4150 (57)	3690 (60)	3210 (64)	4760 (57)	4350 (59)	3920 (62)	3430 (66)	105
110	3950 (46)	3540 (51)	3080 (56)	2610 (58)	4260 (49)	3770 (54)	3330 (58)	2900 (62)	4420 (54)	3970 (56)	3540 (60)	3090 (64)	110
115	3410 (44)	3200 (49)	2760 (54)	2290 (57)	3780 (46)	3420 (52)	3000 (56)	2590 (60)	4030 (51)	3600 (54)	3190 (58)	2750 (62)	115
120	2920 (41)	2770 (47)	2460 (51)	1990 (55)	3250 (43)	3080 (49)	2690 (54)	2290 (58)	3460 (48)	3240 (51)	2860 (56)	2420 (60)	120
125	2470 (37)	2320 (44)	2180 (49)	1700 (53)	2760 (40)	2670 (47)	2380 (52)	2020 (56)	2940 (45)	2900 (48)	2540 (53)	2090 (58)	125
130	2060 (34)	1910 (41)	1790 (47)	1400 (51)	2310 (37)	2230 (44)	2100 (49)	1740 (54)	2450 (42)	2420 (45)	2250 (51)	1790 (55)	130
135	1680 (30)	1540 (38)	1410 (44)	1100 (49)	1890 (33)	1810 (41)	1730 (47)	1470 (52)	1990 (38)	1980 (42)	1940 (48)	1330 (53)	135
140	1320 (26)	1190 (35)	1060 (42)	860 (47)	1500 (28)	1430 (38)	1350 (44)	1200 (49)	1550 (33)	1560 (39)	1530 (46)	1100 (51)	140
145	1000 (21)	860 (32)			1120 (22)	1070 (34)	1000 (41)	930 (47)	1120 (28)	1170 (35)	1160 (43)	900 (48)	145
150										800 (30)	800 (39)		150
155													155
160													160

# CODES 135 145 155

## FIXED JIB



**3,750**



**24'-6"**



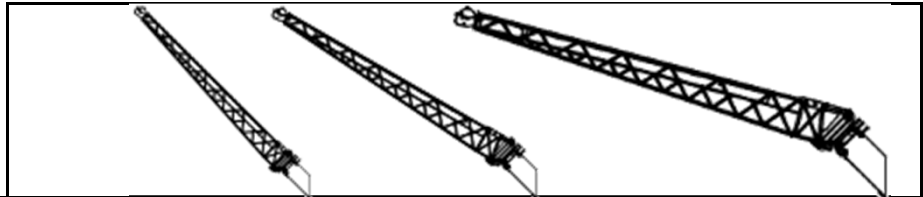
**REAR**

RADIUS (FT)	0° OFFSET				15° OFFSET				30° OFFSET				RADIUS (FT)
	CODE 135				CODE 145				CODE 155				
	MAIN BOOM LENGTH (FT)				MAIN BOOM LENGTH (FT)				MAIN BOOM LENGTH (FT)				
	120	133	146	159	120	133	146	159	120	133	146	159	
25													25
30	8400 (79)												30
35	8400 (77)	7500 (78)											35
40	8400 (76)	7500 (77)	5700 (78)	4800 (79)	7900 (79)								40
45	8400 (74)	7500 (76)	5700 (77)	4800 (78)	7900 (77)	7100 (79)							45
50	8400 (72)	7500 (74)	5700 (76)	4800 (77)	7900 (75)	7100 (77)	6100 (79)		6400 (75)				50
55	8400 (70)	7500 (73)	5700 (74)	4800 (76)	7900 (73)	7100 (76)	6100 (78)	5800 (79)	6400 (78)	6200 (78)			55
60	8400 (69)	7500 (71)	5700 (73)	4800 (75)	7550 (72)	7100 (74)	6100 (76)	5800 (78)	6400 (76)	6200 (76)	5900 (78)		60
65	8020 (67)	7500 (70)	5700 (72)	4800 (74)	7160 (70)	6830 (72)	6100 (75)	5800 (77)	6400 (74)	6200 (75)	5900 (77)	5600 (79)	65
70	7560 (65)	7160 (68)	5700 (70)	4800 (72)	6800 (68)	6510 (71)	6100 (73)	5630 (76)	6280 (72)	6050 (73)	5760 (75)	5380 (77)	70
75	7160 (63)	6630 (66)	5700 (69)	4800 (70)	6460 (66)	6200 (69)	5850 (72)	5350 (74)	6010 (70)	5800 (71)	5520 (74)	5160 (76)	75
80	6780 (61)	6100 (64)	5410 (67)	4670 (69)	6160 (64)	5920 (67)	5600 (70)	4960 (73)	5770 (68)	5560 (69)	5290 (72)	4650 (74)	80
85	6250 (59)	5590 (62)	4970 (65)	4320 (67)	5880 (61)	5660 (65)	5320 (68)	4590 (71)	5540 (66)	5340 (67)	5100 (70)	4760 (73)	85
90	5740 (56)	5130 (60)	4560 (64)	3950 (65)	5620 (59)	5420 (63)	4880 (66)	4240 (69)	5320 (64)	5130 (65)	4910 (68)	4440 (71)	90
95	5270 (54)	4690 (58)	4150 (62)	3600 (64)	5390 (57)	4980 (61)	4440 (64)	3910 (67)	5120 (61)	4940 (63)	4700 (67)	4090 (69)	95
100	4840 (51)	4280 (56)	3770 (60)	3250 (62)	5070 (54)	4560 (59)	4060 (62)	3560 (66)	4940 (59)	4750 (61)	4300 (65)	3760 (68)	100
105	4300 (49)	3900 (54)	3410 (58)	2920 (60)	4650 (52)	4150 (57)	3690 (60)	3210 (64)	4760 (57)	4350 (59)	3920 (62)	3430 (66)	105
110	3720 (46)	3540 (51)	3080 (56)	2610 (58)	4140 (49)	3770 (54)	3330 (58)	2900 (62)	4420 (54)	3970 (56)	3540 (60)	3090 (64)	110
115	3190 (44)	3040 (49)	2760 (54)	2290 (57)	3570 (46)	3420 (52)	3000 (56)	2590 (60)	3810 (51)	3600 (54)	3190 (58)	2750 (62)	115
120	2710 (41)	2570 (47)	2440 (51)	1990 (55)	3050 (43)	2950 (49)	2690 (54)	2290 (58)	3260 (48)	3210 (51)	2860 (56)	2420 (60)	120
125	2270 (37)	2130 (44)	2000 (49)	1700 (53)	2570 (40)	2470 (47)	2380 (52)	2020 (56)	2740 (45)	2700 (48)	2540 (53)	2090 (58)	125
130	1870 (34)	1720 (41)	1600 (47)	1400 (51)	2120 (37)	2040 (44)	1950 (49)	1740 (54)	2260 (42)	2230 (45)	2190 (51)	1790 (55)	130
135	1490 (30)	1350 (38)	1230 (44)	1100 (49)	1710 (33)	1630 (41)	1550 (47)	1470 (52)	1810 (38)	1800 (42)	1760 (48)	1330 (53)	135
140	1150 (26)	1010 (35)	890 (42)		1320 (28)	1260 (38)	1180 (44)	1100 (49)	1380 (33)	1390 (39)	1360 (46)	1100 (51)	140
145	830 (21)				950 (22)	900 (34)	830 (41)		960 (28)	1010 (35)	990 (43)	900 (48)	145
150													150
155													155
160													160



# CODES 136 146 156

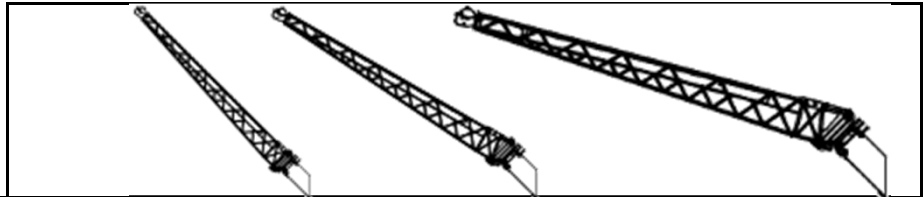
## FIXED JIB



RADIUS (FT)	0° OFFSET				15° OFFSET				30° OFFSET				RADIUS (FT)
	CODE 136				CODE 146				CODE 156				
	MAIN BOOM LENGTH (FT)				MAIN BOOM LENGTH (FT)				MAIN BOOM LENGTH (FT)				
	120	133	146	159	120	133	146	159	120	133	146	159	
25													25
30	8400 (79)												30
35	8400 (77)	7500 (78)											35
40	8400 (76)	7500 (77)	5700 (78)	4800 (79)	7900 (79)								40
45	8400 (74)	7500 (76)	5700 (77)	4800 (78)	7900 (77)	7100 (79)							45
50	8400 (72)	7500 (74)	5700 (76)	4800 (77)	7900 (75)	7100 (77)	6100 (79)		6400 (75)				50
55	8400 (70)	7500 (73)	5700 (74)	4800 (76)	7900 (73)	7100 (76)	6100 (78)	5800 (79)	6400 (78)	6200 (78)			55
60	8400 (69)	7500 (71)	5700 (73)	4800 (75)	7550 (72)	7100 (74)	6100 (76)	5800 (78)	6400 (76)	6200 (76)	5900 (78)		60
65	8020 (67)	7500 (70)	5700 (72)	4800 (74)	7160 (70)	6830 (72)	6100 (75)	5800 (77)	6400 (74)	6200 (75)	5900 (77)	5600 (79)	65
70	7560 (65)	7160 (68)	5700 (70)	4800 (72)	6800 (68)	6510 (71)	6100 (73)	5630 (76)	6280 (72)	6050 (73)	5760 (75)	5380 (77)	70
75	7160 (63)	6630 (66)	5700 (69)	4800 (70)	6460 (66)	6200 (69)	5850 (72)	5350 (74)	6010 (70)	5800 (71)	5520 (74)	5160 (76)	75
80	6780 (61)	6100 (64)	5410 (67)	4670 (69)	6160 (64)	5920 (67)	5600 (70)	4960 (73)	5770 (68)	5560 (69)	5290 (72)	4650 (74)	80
85	6250 (59)	5590 (62)	4970 (65)	4320 (67)	5880 (61)	5660 (65)	5320 (68)	4590 (71)	5540 (66)	5340 (67)	5100 (70)	4760 (73)	85
90	5740 (56)	5130 (60)	4560 (64)	3950 (65)	5620 (59)	5420 (63)	4880 (66)	4240 (69)	5320 (64)	5130 (65)	4910 (68)	4440 (71)	90
95	5270 (54)	4690 (58)	4150 (62)	3600 (64)	5390 (57)	4980 (61)	4440 (64)	3910 (67)	5120 (61)	4940 (63)	4700 (67)	4090 (69)	95
100	4700 (51)	4280 (56)	3770 (60)	3250 (62)	5070 (54)	4560 (59)	4060 (62)	3560 (66)	4940 (59)	4750 (61)	4300 (65)	3760 (68)	100
105	4070 (49)	3900 (54)	3410 (58)	2920 (60)	4530 (52)	4150 (57)	3690 (60)	3210 (64)	4760 (57)	4350 (59)	3920 (62)	3430 (66)	105
110	3490 (46)	3350 (51)	3080 (56)	2610 (58)	3910 (49)	3770 (54)	3330 (58)	2900 (62)	4200 (54)	3970 (56)	3540 (60)	3090 (64)	110
115	2980 (44)	2830 (49)	2700 (54)	2290 (57)	3350 (46)	3250 (52)	3000 (56)	2590 (60)	3600 (51)	3540 (54)	3190 (58)	2750 (62)	115
120	2510 (41)	2360 (47)	2230 (51)	1990 (55)	2840 (43)	2740 (49)	2650 (54)	2290 (58)	3050 (48)	3000 (51)	2860 (56)	2420 (60)	120
125	2070 (37)	1930 (44)	1800 (49)	1690 (53)	2370 (40)	2280 (47)	2190 (52)	2020 (56)	2540 (45)	2500 (48)	2450 (53)	2090 (58)	125
130	1680 (34)	1540 (41)	1410 (47)	1290 (51)	1930 (37)	1850 (44)	1760 (49)	1680 (54)	2070 (42)	2040 (45)	2000 (51)	1790 (55)	130
135	1310 (30)	1170 (38)	1050 (44)	930 (49)	1530 (33)	1450 (41)	1370 (47)	1290 (52)	1630 (38)	1620 (42)	1580 (48)	1330 (53)	135
140	980 (26)	840 (35)			1150 (28)	1080 (38)	1010 (44)	930 (49)	1210 (33)	1220 (39)	1190 (46)	1100 (51)	140
145										840 (35)	820 (43)		145
150													150
155													155
160													160

# CODES 137 147 157

## FIXED JIB



**1,250**



**24'-6"**


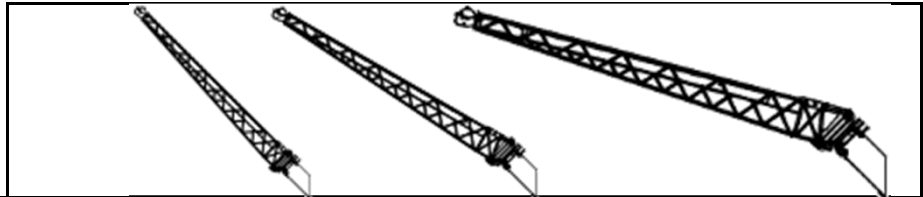


**REAR**

RADIUS (FT)	0° OFFSET				15° OFFSET				30° OFFSET				RADIUS (FT)
	CODE 137				CODE 147				CODE 157				
	MAIN BOOM LENGTH (FT)				MAIN BOOM LENGTH (FT)				MAIN BOOM LENGTH (FT)				
	120	133	146	159	120	133	146	159	120	133	146	159	
25													25
30	8400 (79)												30
35	8400 (77)	7500 (78)											35
40	8400 (76)	7500 (77)	5700 (78)	4800 (79)	7900 (79)								40
45	8400 (74)	7500 (76)	5700 (77)	4800 (78)	7900 (77)	7100 (79)							45
50	8400 (72)	7500 (74)	5700 (76)	4800 (77)	7900 (75)	7100 (77)	6100 (79)		6400 (75)				50
55	8400 (70)	7500 (73)	5700 (74)	4800 (76)	7900 (73)	7100 (76)	6100 (78)	5800 (79)	6400 (78)	6200 (78)			55
60	8400 (69)	7500 (71)	5700 (73)	4800 (75)	7550 (72)	7100 (74)	6100 (76)	5800 (78)	6400 (76)	6200 (76)	5900 (78)		60
65	8020 (67)	7500 (70)	5700 (72)	4800 (74)	7160 (70)	6830 (72)	6100 (75)	5800 (77)	6400 (74)	6200 (75)	5900 (77)	5600 (79)	65
70	7560 (65)	7160 (68)	5700 (70)	4800 (72)	6800 (68)	6510 (71)	6100 (73)	5630 (76)	6280 (72)	6050 (73)	5760 (75)	5380 (77)	70
75	7160 (63)	6630 (66)	5700 (69)	4800 (70)	6460 (66)	6200 (69)	5850 (72)	5350 (74)	6010 (70)	5800 (71)	5520 (74)	5160 (76)	75
80	6780 (61)	6100 (64)	5410 (67)	4670 (69)	6160 (64)	5920 (67)	5600 (70)	4960 (73)	5770 (68)	5560 (69)	5290 (72)	4650 (74)	80
85	6250 (59)	5590 (62)	4970 (65)	4320 (67)	5880 (61)	5660 (65)	5320 (68)	4590 (71)	5540 (66)	5340 (67)	5100 (70)	4760 (73)	85
90	5740 (56)	5130 (60)	4560 (64)	3950 (65)	5620 (59)	5420 (63)	4880 (66)	4240 (69)	5320 (64)	5130 (65)	4910 (68)	4440 (71)	90
95	5150 (54)	4690 (58)	4150 (62)	3600 (64)	5390 (57)	4980 (61)	4440 (64)	3910 (67)	5120 (61)	4940 (63)	4700 (67)	4090 (69)	95
100	4450 (51)	4280 (56)	3770 (60)	3250 (62)	4960 (54)	4560 (59)	4060 (62)	3560 (66)	4940 (59)	4750 (61)	4300 (65)	3760 (68)	100
105	3830 (49)	3680 (54)	3410 (58)	2920 (60)	4290 (52)	4150 (57)	3690 (60)	3210 (64)	4610 (57)	4350 (59)	3920 (62)	3430 (66)	105
110	3270 (46)	3120 (51)	2990 (56)	2610 (58)	3690 (49)	3580 (54)	3330 (58)	2900 (62)	3970 (54)	3910 (56)	3540 (60)	3090 (64)	110
115	2760 (44)	2610 (49)	2480 (54)	2290 (57)	3140 (46)	3040 (52)	2940 (56)	2590 (60)	3380 (51)	3330 (54)	3190 (58)	2750 (62)	115
120	2300 (41)	2150 (47)	2020 (51)	1910 (55)	2630 (43)	2540 (49)	2450 (54)	2290 (58)	2850 (48)	2790 (51)	2740 (56)	2420 (60)	120
125	1880 (37)	1730 (44)	1610 (49)	1490 (53)	2170 (40)	2080 (47)	1990 (52)	1910 (56)	2350 (45)	2310 (48)	2260 (53)	2090 (58)	125
130	1490 (34)	1350 (41)	1220 (47)	1110 (51)	1750 (37)	1660 (44)	1580 (49)	1490 (54)	1880 (42)	1850 (45)	1810 (51)	1760 (55)	130
135	1130 (30)	990 (38)	870 (44)		1350 (33)	1270 (41)	1190 (47)	1110 (52)	1450 (38)	1430 (42)	1400 (48)	1330 (53)	135
140	800 (26)				970 (28)	910 (38)	830 (44)		1030 (33)	1040 (39)	1010 (46)	970 (51)	140
145													145
150													150
155													155
160													160

# CODES 138 148 158

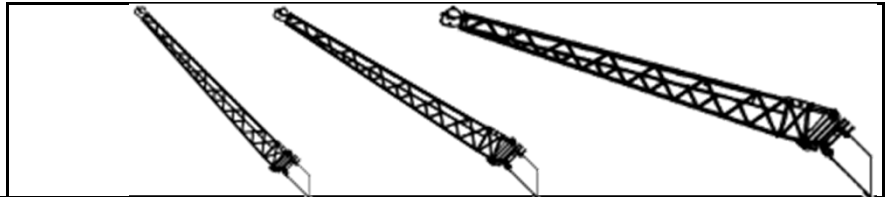
## FIXED JIB



RADIUS (FT)	0° OFFSET				15° OFFSET				30° OFFSET				RADIUS (FT)
	CODE 138				CODE 148				CODE 158				
	MAIN BOOM LENGTH (FT)				MAIN BOOM LENGTH (FT)				MAIN BOOM LENGTH (FT)				
	120	133	146	159	120	133	146	159	120	133	146	159	
25													25
30	8400 (79)												30
35	8400 (77)	7500 (78)											35
40	8400 (76)	7500 (77)	5700 (78)	4800 (79)	7900 (79)								40
45	8400 (74)	7500 (76)	5700 (77)	4800 (78)	7900 (77)	7100 (79)							45
50	8400 (72)	7500 (74)	5700 (76)	4800 (77)	7900 (75)	7100 (77)	6100 (79)		6400 (75)				50
55	8400 (70)	7500 (73)	5700 (74)	4800 (76)	7900 (73)	7100 (76)	6100 (78)	5800 (79)	6400 (78)	6200 (78)			55
60	8400 (69)	7500 (71)	5700 (73)	4800 (75)	7550 (72)	7100 (74)	6100 (76)	5800 (78)	6400 (76)	6200 (76)	5900 (78)		60
65	8020 (67)	7500 (70)	5700 (72)	4800 (74)	7160 (70)	6830 (72)	6100 (75)	5800 (77)	6400 (74)	6200 (75)	5900 (77)	5600 (79)	65
70	7560 (65)	7160 (68)	5700 (70)	4800 (72)	6800 (68)	6510 (71)	6100 (73)	5630 (76)	6280 (72)	6050 (73)	5760 (75)	5380 (77)	70
75	7160 (63)	6630 (66)	5700 (69)	4800 (70)	6460 (66)	6200 (69)	5850 (72)	5350 (74)	6010 (70)	5800 (71)	5520 (74)	5160 (76)	75
80	6780 (61)	6100 (64)	5410 (67)	4670 (69)	6160 (64)	5920 (67)	5600 (70)	4960 (73)	5770 (68)	5560 (69)	5290 (72)	4650 (74)	80
85	6250 (59)	5590 (62)	4970 (65)	4320 (67)	5880 (61)	5660 (65)	5320 (68)	4590 (71)	5540 (66)	5340 (67)	5100 (70)	4760 (73)	85
90	5640 (56)	5130 (60)	4560 (64)	3950 (65)	5620 (59)	5420 (63)	4880 (66)	4240 (69)	5320 (64)	5130 (65)	4910 (68)	4440 (71)	90
95	4880 (54)	4690 (58)	4150 (62)	3600 (64)	5390 (57)	4980 (61)	4440 (64)	3910 (67)	5120 (61)	4940 (63)	4700 (67)	4090 (69)	95
100	4200 (51)	4050 (56)	3770 (60)	3250 (62)	4710 (54)	4560 (59)	4060 (62)	3560 (66)	4940 (59)	4750 (61)	4300 (65)	3760 (68)	100
105	3590 (49)	3440 (54)	3310 (58)	2920 (60)	4050 (52)	3950 (57)	3690 (60)	3210 (64)	4380 (57)	4310 (59)	3920 (62)	3430 (66)	105
110	3040 (46)	2890 (51)	2760 (56)	2610 (58)	3460 (49)	3360 (54)	3260 (58)	2900 (62)	3740 (54)	3680 (56)	3540 (60)	3090 (64)	110
115	2550 (44)	2400 (49)	2270 (54)	2150 (57)	2920 (46)	2820 (52)	2730 (56)	2590 (60)	3170 (51)	3110 (54)	3050 (58)	2750 (62)	115
120	2090 (41)	1950 (47)	1820 (51)	1700 (55)	2430 (43)	2330 (49)	2240 (54)	2160 (58)	2640 (48)	2590 (51)	2530 (56)	2420 (60)	120
125	1680 (37)	1540 (44)	1410 (49)	1290 (53)	1980 (40)	1880 (47)	1800 (52)	1710 (56)	2150 (45)	2110 (48)	2060 (53)	2000 (58)	125
130	1300 (34)	1160 (41)	1030 (47)	920 (51)	1560 (37)	1470 (44)	1390 (49)	1310 (54)	1700 (42)	1670 (45)	1620 (51)	1570 (55)	130
135	950 (30)	810 (38)			1170 (33)	1090 (41)	1010 (47)	930 (52)	1270 (38)	1250 (42)	1220 (48)	1170 (53)	135
140					800 (28)				860 (33)	870 (39)	840 (46)	800 (51)	140
145													145
150													150
155													155
160													160

**CODES 200 210 220**

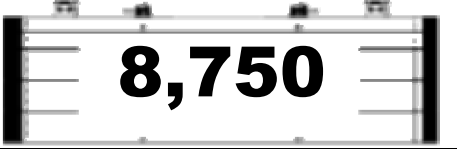
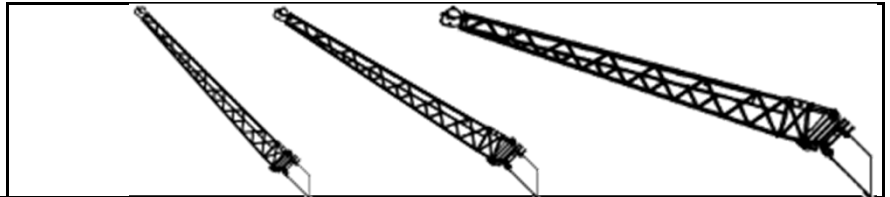
**FIXED JIB**



RADIUS (FT)	0° OFFSET				15° OFFSET				30° OFFSET				RADIUS (FT)
	CODE 200				CODE 210				CODE 220				
	MAIN BOOM LENGTH (FT)				MAIN BOOM LENGTH (FT)				MAIN BOOM LENGTH (FT)				
	120	133	146	159	120	133	146	159	120	133	146	159	
25													25
30	8400 (79)												30
35	8400 (77)	7500 (78)											35
40	8400 (76)	7500 (77)	5700 (78)	4800 (79)	7900 (79)								40
45	8400 (74)	7500 (76)	5700 (77)	4800 (78)	7900 (77)	7100 (79)							45
50	8400 (72)	7500 (74)	5700 (76)	4800 (77)	7900 (75)	7100 (77)	6100 (79)		6400 (75)				50
55	8400 (70)	7500 (73)	5700 (74)	4800 (76)	7900 (73)	7100 (76)	6100 (78)	5800 (79)	6400 (78)	6200 (78)			55
60	8400 (69)	7500 (71)	5700 (73)	4800 (75)	7550 (72)	7100 (74)	6100 (76)	5800 (78)	6400 (76)	6200 (76)	5900 (78)		60
65	8020 (67)	7500 (70)	5700 (72)	4800 (74)	7160 (70)	6830 (72)	6100 (75)	5800 (77)	6400 (74)	6200 (75)	5900 (77)	5600 (79)	65
70	7560 (65)	7160 (68)	5700 (70)	4800 (72)	6800 (68)	6510 (71)	6100 (73)	5630 (76)	6280 (72)	6050 (73)	5760 (75)	5380 (77)	70
75	6500 (63)	6340 (66)	5700 (69)	4800 (70)	6460 (66)	6200 (69)	5850 (72)	5350 (74)	6010 (70)	5800 (71)	5520 (74)	5160 (76)	75
80	5520 (61)	5360 (64)	5220 (67)	4670 (69)	6160 (64)	5920 (67)	5600 (70)	4960 (73)	5770 (68)	5560 (69)	5290 (72)	4650 (74)	80
85	4660 (59)	4500 (62)	4360 (65)	4240 (67)	5340 (61)	5220 (65)	5120 (68)	4590 (71)	5540 (66)	5340 (67)	5100 (70)	4760 (73)	85
90	3910 (56)	3750 (60)	3620 (64)	3500 (65)	4530 (59)	4410 (63)	4310 (66)	4210 (69)	4980 (64)	4900 (65)	4820 (68)	4440 (71)	90
95	3250 (54)	3090 (58)	2960 (62)	2840 (64)	3810 (57)	3690 (61)	3590 (64)	3500 (67)	4210 (61)	4140 (63)	4060 (67)	4000 (69)	95
100	2660 (51)	2500 (56)	2370 (60)	2250 (62)	3170 (54)	3060 (59)	2960 (62)	2870 (66)	3530 (59)	3460 (61)	3390 (65)	3320 (68)	100
105	2130 (49)	1980 (54)	1850 (58)	1730 (60)	2590 (52)	2480 (57)	2390 (60)	2300 (64)	2910 (57)	2840 (59)	2780 (62)	2710 (66)	105
110	1650 (46)	1500 (51)	1370 (56)	1260 (58)	2070 (49)	1970 (54)	1870 (58)	1780 (62)	2350 (54)	2290 (56)	2230 (60)	2160 (64)	110
115	1220 (44)	1080 (49)	950 (54)	830 (57)	1600 (46)	1500 (52)	1400 (56)	1320 (60)	1840 (51)	1790 (54)	1730 (58)	1670 (62)	115
120	830 (41)				1170 (43)	1070 (49)	980 (54)	890 (58)	1380 (48)	1330 (51)	1270 (56)	1210 (60)	120
125									940 (45)	900 (48)	850 (53)	800 (58)	125
130													130
135													135
140													140
145													145
150													150

# CODES 201 211 221

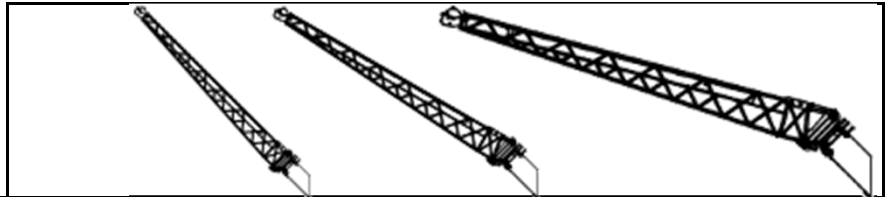
## FIXED JIB



RADIUS (FT)	0° OFFSET				15° OFFSET				30° OFFSET				RADIUS (FT)
	CODE 201				CODE 211				CODE 221				
	MAIN BOOM LENGTH (FT)				MAIN BOOM LENGTH (FT)				MAIN BOOM LENGTH (FT)				
	120	133	146	159	120	133	146	159	120	133	146	159	
25													25
30	8400 (79)												30
35	8400 (77)	7500 (78)											35
40	8400 (76)	7500 (77)	5700 (78)	4800 (79)	7900 (79)								40
45	8400 (74)	7500 (76)	5700 (77)	4800 (78)	7900 (77)	7100 (79)							45
50	8400 (72)	7500 (74)	5700 (76)	4800 (77)	7900 (75)	7100 (77)	6100 (79)		6400 (75)				50
55	8400 (70)	7500 (73)	5700 (74)	4800 (76)	7900 (73)	7100 (76)	6100 (78)	5800 (79)	6400 (78)	6200 (78)			55
60	8400 (69)	7500 (71)	5700 (73)	4800 (75)	7550 (72)	7100 (74)	6100 (76)	5800 (78)	6400 (76)	6200 (76)	5900 (78)		60
65	8020 (67)	7500 (70)	5700 (72)	4800 (74)	7160 (70)	6830 (72)	6100 (75)	5800 (77)	6400 (74)	6200 (75)	5900 (77)	5600 (79)	65
70	7280 (65)	7120 (68)	5700 (70)	4800 (72)	6800 (68)	6510 (71)	6100 (73)	5630 (76)	6280 (72)	6050 (73)	5760 (75)	5380 (77)	70
75	6160 (63)	6000 (66)	5700 (69)	4800 (70)	6460 (66)	6200 (69)	5850 (72)	5350 (74)	6010 (70)	5800 (71)	5520 (74)	5160 (76)	75
80	5190 (61)	5030 (64)	4900 (67)	4670 (69)	5940 (64)	5820 (67)	5600 (70)	4960 (73)	5770 (68)	5560 (69)	5290 (72)	4650 (74)	80
85	4360 (59)	4200 (62)	4060 (65)	3940 (67)	5040 (61)	4920 (65)	4810 (68)	4590 (71)	5540 (66)	5340 (67)	5100 (70)	4760 (73)	85
90	3620 (56)	3470 (60)	3330 (64)	3210 (65)	4240 (59)	4130 (63)	4020 (66)	3930 (69)	4700 (64)	4620 (65)	4540 (68)	4440 (71)	90
95	2980 (54)	2830 (58)	2690 (62)	2570 (64)	3540 (57)	3430 (61)	3330 (64)	3230 (67)	3950 (61)	3870 (63)	3800 (67)	3730 (69)	95
100	2400 (51)	2250 (56)	2120 (60)	2000 (62)	2920 (54)	2800 (59)	2700 (62)	2610 (66)	3280 (59)	3200 (61)	3130 (65)	3070 (68)	100
105	1890 (49)	1740 (54)	1610 (58)	1490 (60)	2350 (52)	2250 (57)	2150 (60)	2060 (64)	2670 (57)	2610 (59)	2540 (62)	2470 (66)	105
110	1430 (46)	1280 (51)	1150 (56)	1030 (58)	1840 (49)	1740 (54)	1640 (58)	1560 (62)	2130 (54)	2060 (56)	2000 (60)	1940 (64)	110
115	1010 (44)	860 (49)			1380 (46)	1280 (52)	1190 (56)	1100 (60)	1630 (51)	1570 (54)	1510 (58)	1450 (62)	115
120					960 (43)	860 (49)			1170 (48)	1120 (51)	1060 (56)	1010 (60)	120
125													125
130													130
135													135
140													140
145													145
150													150

# CODES 202 212 222

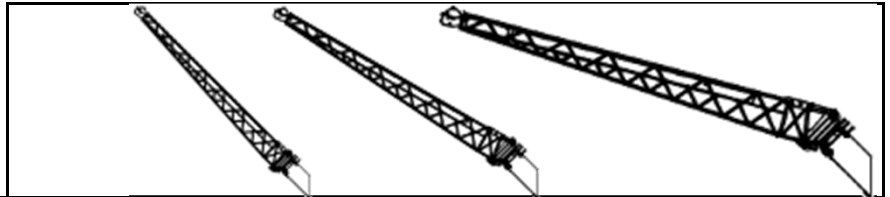
## FIXED JIB



RADIUS (FT)	0° OFFSET				15° OFFSET				30° OFFSET				RADIUS (FT)
	CODE 202				CODE 212				CODE 222				
	MAIN BOOM LENGTH (FT)				MAIN BOOM LENGTH (FT)				MAIN BOOM LENGTH (FT)				
	120	133	146	159	120	133	146	159	120	133	146	159	
25													25
30	8400 (79)												30
35	8400 (77)	7500 (78)											35
40	8400 (76)	7500 (77)	5700 (78)	4800 (79)	7900 (79)								40
45	8400 (74)	7500 (76)	5700 (77)	4800 (78)	7900 (77)	7100 (79)							45
50	8400 (72)	7500 (74)	5700 (76)	4800 (77)	7900 (75)	7100 (77)	6100 (79)		6400 (75)				50
55	8400 (70)	7500 (73)	5700 (74)	4800 (76)	7900 (73)	7100 (76)	6100 (78)	5800 (79)	6400 (78)	6200 (78)			55
60	8400 (69)	7500 (71)	5700 (73)	4800 (75)	7550 (72)	7100 (74)	6100 (76)	5800 (78)	6400 (76)	6200 (76)	5900 (78)		60
65	8020 (67)	7500 (70)	5700 (72)	4800 (74)	7160 (70)	6830 (72)	6100 (75)	5800 (77)	6400 (74)	6200 (75)	5900 (77)	5600 (79)	65
70	6900 (65)	6740 (68)	5700 (70)	4800 (72)	6800 (68)	6510 (71)	6100 (73)	5630 (76)	6280 (72)	6050 (73)	5760 (75)	5380 (77)	70
75	5810 (63)	5650 (66)	5510 (69)	4800 (70)	6460 (66)	6200 (69)	5850 (72)	5350 (74)	6010 (70)	5800 (71)	5520 (74)	5160 (76)	75
80	4870 (61)	4710 (64)	4570 (67)	4450 (69)	5620 (64)	5500 (67)	5390 (70)	4960 (73)	5770 (68)	5560 (69)	5290 (72)	4650 (74)	80
85	4050 (59)	3900 (62)	3760 (65)	3640 (67)	4730 (61)	4620 (65)	4510 (68)	4420 (71)	5240 (66)	5160 (67)	5080 (70)	4760 (73)	85
90	3340 (56)	3190 (60)	3050 (64)	2930 (65)	3960 (59)	3840 (63)	3740 (66)	3650 (69)	4410 (64)	4330 (65)	4260 (68)	4190 (71)	90
95	2710 (54)	2560 (58)	2420 (62)	2300 (64)	3270 (57)	3160 (61)	3060 (64)	2970 (67)	3680 (61)	3600 (63)	3530 (67)	3460 (69)	95
100	2150 (51)	2000 (56)	1870 (60)	1750 (62)	2660 (54)	2550 (59)	2450 (62)	2360 (66)	3030 (59)	2950 (61)	2880 (65)	2820 (68)	100
105	1650 (49)	1500 (54)	1370 (58)	1250 (60)	2110 (52)	2010 (57)	1910 (60)	1820 (64)	2440 (57)	2370 (59)	2300 (62)	2240 (66)	105
110	1200 (46)	1050 (51)	920 (56)	800 (58)	1620 (49)	1510 (54)	1420 (58)	1330 (62)	1900 (54)	1840 (56)	1770 (60)	1710 (64)	110
115					1170 (46)	1070 (52)	970 (56)	890 (60)	1410 (51)	1360 (54)	1290 (58)	1240 (62)	115
120									960 (48)	910 (51)	860 (56)	800 (60)	120
125													125
130													130
135													135
140													140
145													145
150													150

# CODES 203 213 223

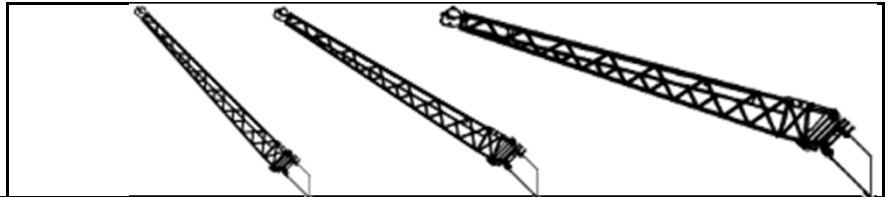
## FIXED JIB



RADIUS (FT)	0° OFFSET				15° OFFSET				30° OFFSET				RADIUS (FT)
	CODE 203				CODE 213				CODE 223				
	MAIN BOOM LENGTH (FT)				MAIN BOOM LENGTH (FT)				MAIN BOOM LENGTH (FT)				
	120	133	146	159	120	133	146	159	120	133	146	159	
25													25
30	8400 (79)												30
35	8400 (77)	7500 (78)											35
40	8400 (76)	7500 (77)	5700 (78)	4800 (79)	7900 (79)								40
45	8400 (74)	7500 (76)	5700 (77)	4800 (78)	7900 (77)	7100 (79)							45
50	8400 (72)	7500 (74)	5700 (76)	4800 (77)	7900 (75)	7100 (77)	6100 (79)		6400 (75)				50
55	8400 (70)	7500 (73)	5700 (74)	4800 (76)	7900 (73)	7100 (76)	6100 (78)	5800 (79)	6400 (78)	6200 (78)			55
60	8400 (69)	7500 (71)	5700 (73)	4800 (75)	7550 (72)	7100 (74)	6100 (76)	5800 (78)	6400 (76)	6200 (76)	5900 (78)		60
65	7780 (67)	7500 (70)	5700 (72)	4800 (74)	7160 (70)	6830 (72)	6100 (75)	5800 (77)	6400 (74)	6200 (75)	5900 (77)	5600 (79)	65
70	6520 (65)	6360 (68)	5700 (70)	4800 (72)	6800 (68)	6510 (71)	6100 (73)	5630 (76)	6280 (72)	6050 (73)	5760 (75)	5380 (77)	70
75	5460 (63)	5300 (66)	5160 (69)	4800 (70)	6290 (66)	6160 (69)	5850 (72)	5350 (74)	6010 (70)	5800 (71)	5520 (74)	5160 (76)	75
80	4540 (61)	4390 (64)	4250 (67)	4120 (69)	5290 (64)	5170 (67)	5070 (70)	4960 (73)	5770 (68)	5560 (69)	5290 (72)	4650 (74)	80
85	3750 (59)	3600 (62)	3460 (65)	3340 (67)	4430 (61)	4310 (65)	4210 (68)	4120 (71)	4940 (66)	4850 (67)	4780 (70)	4710 (73)	85
90	3060 (56)	2900 (60)	2770 (64)	2650 (65)	3680 (59)	3560 (63)	3460 (66)	3360 (69)	4130 (64)	4050 (65)	3970 (68)	3910 (71)	90
95	2450 (54)	2290 (58)	2160 (62)	2040 (64)	3010 (57)	2890 (61)	2790 (64)	2700 (67)	3410 (61)	3340 (63)	3260 (67)	3200 (69)	95
100	1900 (51)	1750 (56)	1620 (60)	1500 (62)	2410 (54)	2300 (59)	2200 (62)	2110 (66)	2770 (59)	2700 (61)	2630 (65)	2560 (68)	100
105	1410 (49)	1260 (54)	1130 (58)	1010 (60)	1880 (52)	1770 (57)	1670 (60)	1580 (64)	2200 (57)	2130 (59)	2060 (62)	2000 (66)	105
110	970 (46)	820 (51)			1390 (49)	1290 (54)	1190 (58)	1100 (62)	1670 (54)	1610 (56)	1550 (60)	1480 (64)	110
115					950 (46)	850 (52)			1200 (51)	1140 (54)	1080 (58)	1020 (62)	115
120													120
125													125
130													130
135													135
140													140
145													145
150													150

# CODES 204 214 224

## FIXED JIB

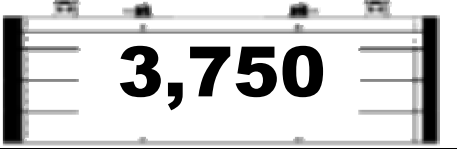
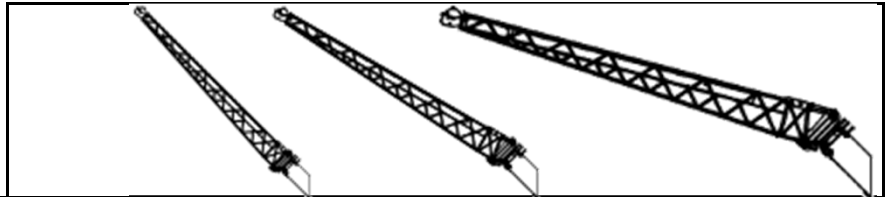


RADIUS (FT)	0° OFFSET				15° OFFSET				30° OFFSET				RADIUS (FT)
	CODE 204				CODE 214				CODE 224				
	MAIN BOOM LENGTH (FT)				MAIN BOOM LENGTH (FT)				MAIN BOOM LENGTH (FT)				
	120	133	146	159	120	133	146	159	120	133	146	159	
25													25
30	8400 (79)												30
35	8400 (77)	7500 (78)											35
40	8400 (76)	7500 (77)	5700 (78)	4800 (79)	7900 (79)								40
45	8400 (74)	7500 (76)	5700 (77)	4800 (78)	7900 (77)	7100 (79)							45
50	8400 (72)	7500 (74)	5700 (76)	4800 (77)	7900 (75)	7100 (77)	6100 (79)		6400 (75)				50
55	8400 (70)	7500 (73)	5700 (74)	4800 (76)	7900 (73)	7100 (76)	6100 (78)	5800 (79)	6400 (78)	6200 (78)			55
60	8400 (69)	7500 (71)	5700 (73)	4800 (75)	7550 (72)	7100 (74)	6100 (76)	5800 (78)	6400 (76)	6200 (76)	5900 (78)		60
65	7370 (67)	7210 (70)	5700 (72)	4800 (74)	7160 (70)	6830 (72)	6100 (75)	5800 (77)	6400 (74)	6200 (75)	5900 (77)	5600 (79)	65
70	6150 (65)	5990 (68)	5700 (70)	4800 (72)	6800 (68)	6510 (71)	6100 (73)	5630 (76)	6280 (72)	6050 (73)	5760 (75)	5380 (77)	70
75	5110 (63)	4950 (66)	4810 (69)	4690 (70)	5940 (66)	5820 (69)	5710 (72)	5350 (74)	6010 (70)	5800 (71)	5520 (74)	5160 (76)	75
80	4220 (61)	4060 (64)	3920 (67)	3800 (69)	4970 (64)	4850 (67)	4740 (70)	4650 (73)	5530 (68)	5450 (69)	5290 (72)	4650 (74)	80
85	3450 (59)	3290 (62)	3160 (65)	3030 (67)	4130 (61)	4010 (65)	3910 (68)	3810 (71)	4640 (66)	4550 (67)	4480 (70)	4410 (73)	85
90	2770 (56)	2620 (60)	2480 (64)	2360 (65)	3390 (59)	3280 (63)	3170 (66)	3080 (69)	3850 (64)	3770 (65)	3690 (68)	3620 (71)	90
95	2180 (54)	2030 (58)	1890 (62)	1770 (64)	2740 (57)	2630 (61)	2530 (64)	2430 (67)	3150 (61)	3070 (63)	3000 (67)	2930 (69)	95
100	1650 (51)	1500 (56)	1360 (60)	1240 (62)	2160 (54)	2050 (59)	1950 (62)	1860 (66)	2520 (59)	2450 (61)	2380 (65)	2310 (68)	100
105	1170 (49)	1020 (54)	890 (58)		1640 (52)	1530 (57)	1430 (60)	1340 (64)	1960 (57)	1890 (59)	1820 (62)	1760 (66)	105
110					1170 (49)	1060 (54)	960 (58)	880 (62)	1450 (54)	1380 (56)	1320 (60)	1260 (64)	110
115									980 (51)	920 (54)	860 (58)	800 (62)	115
120													120
125													125
130													130
135													135
140													140
145													145
150													150



# CODES 205 215 225

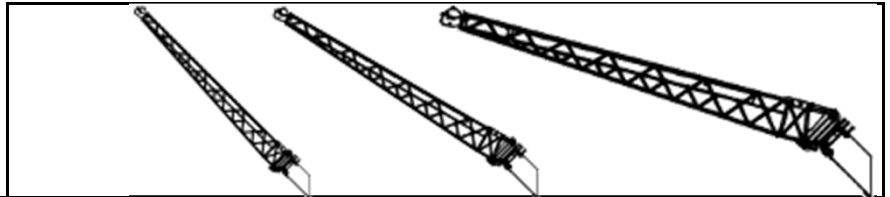
## FIXED JIB



RADIUS (FT)	0° OFFSET				15° OFFSET				30° OFFSET				RADIUS (FT)
	CODE 205				CODE 215				CODE 225				
	MAIN BOOM LENGTH (FT)				MAIN BOOM LENGTH (FT)				MAIN BOOM LENGTH (FT)				
	120	133	146	159	120	133	146	159	120	133	146	159	
25													25
30	8400 (79)												30
35	8400 (77)	7500 (78)											35
40	8400 (76)	7500 (77)	5700 (78)	4800 (79)	7900 (79)								40
45	8400 (74)	7500 (76)	5700 (77)	4800 (78)	7900 (77)	7100 (79)							45
50	8400 (72)	7500 (74)	5700 (76)	4800 (77)	7900 (75)	7100 (77)	6100 (79)		6400 (75)				50
55	8400 (70)	7500 (73)	5700 (74)	4800 (76)	7900 (73)	7100 (76)	6100 (78)	5800 (79)	6400 (78)	6200 (78)			55
60	8390 (69)	7500 (71)	5700 (73)	4800 (75)	7550 (72)	7100 (74)	6100 (76)	5800 (78)	6400 (76)	6200 (76)	5900 (78)		60
65	6960 (67)	6800 (70)	5700 (72)	4800 (74)	7160 (70)	6830 (72)	6100 (75)	5800 (77)	6400 (74)	6200 (75)	5900 (77)	5600 (79)	65
70	5770 (65)	5610 (68)	5470 (70)	4800 (72)	6690 (68)	6510 (71)	6100 (73)	5630 (76)	6280 (72)	6050 (73)	5760 (75)	5380 (77)	70
75	4760 (63)	4600 (66)	4460 (69)	4340 (70)	5590 (66)	5470 (69)	5360 (72)	5260 (74)	6010 (70)	5800 (71)	5520 (74)	5160 (76)	75
80	3900 (61)	3740 (64)	3600 (67)	3480 (69)	4650 (64)	4530 (67)	4420 (70)	4330 (73)	5210 (68)	5120 (69)	5050 (72)	4650 (74)	80
85	3150 (59)	2990 (62)	2850 (65)	2730 (67)	3830 (61)	3710 (65)	3610 (68)	3510 (71)	4330 (66)	4250 (67)	4170 (70)	4100 (73)	85
90	2490 (56)	2340 (60)	2200 (64)	2080 (65)	3110 (59)	2990 (63)	2890 (66)	2800 (69)	3560 (64)	3480 (65)	3410 (68)	3340 (71)	90
95	1910 (54)	1760 (58)	1620 (62)	1500 (64)	2470 (57)	2360 (61)	2260 (64)	2170 (67)	2880 (61)	2800 (63)	2730 (67)	2660 (69)	95
100	1400 (51)	1250 (56)	1110 (60)	990 (62)	1910 (54)	1800 (59)	1700 (62)	1610 (66)	2270 (59)	2200 (61)	2130 (65)	2060 (68)	100
105	940 (49)				1400 (52)	1290 (57)	1190 (60)	1100 (64)	1720 (57)	1650 (59)	1580 (62)	1520 (66)	105
110					940 (49)	830 (54)			1220 (54)	1160 (56)	1090 (60)	1030 (64)	110
115													115
120													120
125													125
130													130
135													135
140													140
145													145
150													150

# CODES 206 216 226

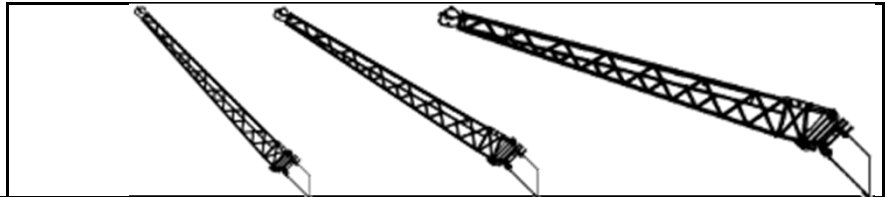
## FIXED JIB



RADIUS (FT)	0° OFFSET				15° OFFSET				30° OFFSET				RADIUS (FT)
	CODE 206				CODE 216				CODE 226				
	MAIN BOOM LENGTH (FT)				MAIN BOOM LENGTH (FT)				MAIN BOOM LENGTH (FT)				
	120	133	146	159	120	133	146	159	120	133	146	159	
25													25
30	8400 (79)												30
35	8400 (77)	7500 (78)											35
40	8400 (76)	7500 (77)	5700 (78)	4800 (79)	7900 (79)								40
45	8400 (74)	7500 (76)	5700 (77)	4800 (78)	7900 (77)	7100 (79)							45
50	8400 (72)	7500 (74)	5700 (76)	4800 (77)	7900 (75)	7100 (77)	6100 (79)		6400 (75)				50
55	8400 (70)	7500 (73)	5700 (74)	4800 (76)	7900 (73)	7100 (76)	6100 (78)	5800 (79)	6400 (78)	6200 (78)			55
60	7940 (69)	7500 (71)	5700 (73)	4800 (75)	7550 (72)	7100 (74)	6100 (76)	5800 (78)	6400 (76)	6200 (76)	5900 (78)		60
65	6550 (67)	6380 (70)	5700 (72)	4800 (74)	7160 (70)	6830 (72)	6100 (75)	5800 (77)	6400 (74)	6200 (75)	5900 (77)	5600 (79)	65
70	5390 (65)	5230 (68)	5090 (70)	4800 (72)	6310 (68)	6190 (71)	6080 (73)	5630 (76)	6280 (72)	6050 (73)	5760 (75)	5380 (77)	70
75	4410 (63)	4250 (66)	4110 (69)	3990 (70)	5240 (66)	5120 (69)	5010 (72)	4920 (74)	5870 (70)	5780 (71)	5520 (74)	5160 (76)	75
80	3570 (61)	3420 (64)	3280 (67)	3150 (69)	4320 (64)	4200 (67)	4100 (70)	4000 (73)	4890 (68)	4800 (69)	4720 (72)	4650 (74)	80
85	2850 (59)	2690 (62)	2550 (65)	2430 (67)	3530 (61)	3410 (65)	3300 (68)	3210 (71)	4030 (66)	3950 (67)	3870 (70)	3800 (73)	85
90	2210 (56)	2050 (60)	1920 (64)	1800 (65)	2830 (59)	2710 (63)	2610 (66)	2510 (69)	3280 (64)	3200 (65)	3130 (68)	3060 (71)	90
95	1650 (54)	1490 (58)	1360 (62)	1240 (64)	2210 (57)	2090 (61)	1990 (64)	1900 (67)	2610 (61)	2540 (63)	2460 (67)	2400 (69)	95
100	1150 (51)	990 (56)	860 (60)		1660 (54)	1550 (59)	1450 (62)	1350 (66)	2020 (59)	1940 (61)	1870 (65)	1810 (68)	100
105					1160 (52)	1050 (57)	950 (60)	860 (64)	1480 (57)	1410 (59)	1350 (62)	1280 (66)	105
110									1000 (54)	930 (56)	870 (60)	810 (64)	110
115													115
120													120
125													125
130													130
135													135
140													140
145													145
150													150

# CODES 207 217 227

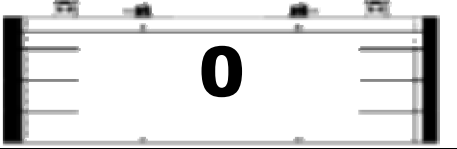
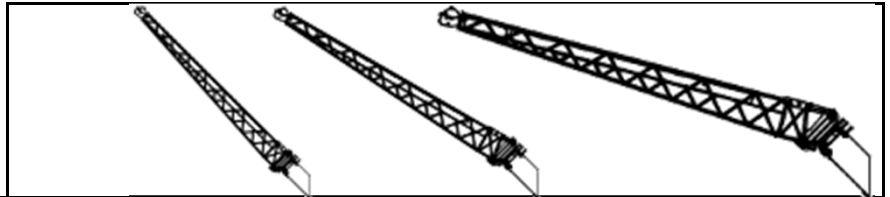
## FIXED JIB



RADIUS (FT)	0° OFFSET				15° OFFSET				30° OFFSET				RADIUS (FT)
	CODE 207				CODE 217				CODE 227				
	MAIN BOOM LENGTH (FT)				MAIN BOOM LENGTH (FT)				MAIN BOOM LENGTH (FT)				
	120	133	146	159	120	133	146	159	120	133	146	159	
25													25
30	8400 (79)												30
35	8400 (77)	7500 (78)											35
40	8400 (76)	7500 (77)	5700 (78)	4800 (79)	7900 (79)								40
45	8400 (74)	7500 (76)	5700 (77)	4800 (78)	7900 (77)	7100 (79)							45
50	8400 (72)	7500 (74)	5700 (76)	4800 (77)	7900 (75)	7100 (77)	6100 (79)		6400 (75)				50
55	8400 (70)	7500 (73)	5700 (74)	4800 (76)	7900 (73)	7100 (76)	6100 (78)	5800 (79)	6400 (78)	6200 (78)			55
60	7480 (69)	7320 (71)	5700 (73)	4800 (75)	7550 (72)	7100 (74)	6100 (76)	5800 (78)	6400 (76)	6200 (76)	5900 (78)		60
65	6140 (67)	5970 (70)	5700 (72)	4800 (74)	7160 (70)	6830 (72)	6100 (75)	5800 (77)	6400 (74)	6200 (75)	5900 (77)	5600 (79)	65
70	5010 (65)	4850 (68)	4710 (70)	4580 (72)	5930 (68)	5810 (71)	5700 (73)	5600 (76)	6280 (72)	6050 (73)	5760 (75)	5380 (77)	70
75	4060 (63)	3900 (66)	3760 (69)	3640 (70)	4890 (66)	4770 (69)	4660 (72)	4570 (74)	5520 (70)	5430 (71)	5350 (74)	5160 (76)	75
80	3250 (61)	3090 (64)	2950 (67)	2830 (69)	4000 (64)	3880 (67)	3770 (70)	3680 (73)	4560 (68)	4480 (69)	4400 (72)	4330 (74)	80
85	2540 (59)	2390 (62)	2250 (65)	2130 (67)	3220 (61)	3110 (65)	3000 (68)	2910 (71)	3730 (66)	3650 (67)	3570 (70)	3500 (73)	85
90	1930 (56)	1770 (60)	1630 (64)	1510 (65)	2540 (59)	2430 (63)	2320 (66)	2230 (69)	3000 (64)	2920 (65)	2840 (68)	2770 (71)	90
95	1380 (54)	1230 (58)	1090 (62)	970 (64)	1940 (57)	1830 (61)	1730 (64)	1630 (67)	2350 (61)	2270 (63)	2200 (67)	2130 (69)	95
100	890 (51)				1400 (54)	1290 (59)	1190 (62)	1100 (66)	1770 (59)	1690 (61)	1620 (65)	1560 (68)	100
105					920 (52)	810 (57)			1240 (57)	1170 (59)	1110 (62)	1040 (66)	105
110													110
115													115
120													120
125													125
130													130
135													135
140													140
145													145
150													150

# CODES 208 218 228

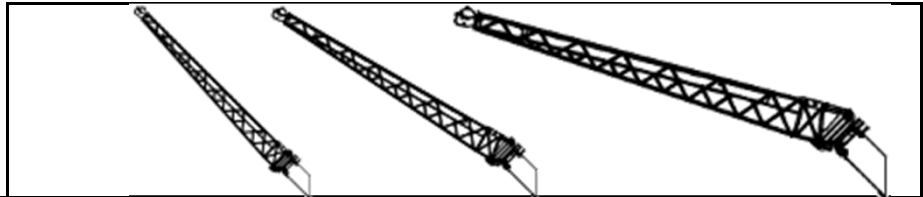
## FIXED JIB



RADIUS (FT)	0° OFFSET				15° OFFSET				30° OFFSET				RADIUS (FT)
	CODE 208				CODE 218				CODE 228				
	MAIN BOOM LENGTH (FT)				MAIN BOOM LENGTH (FT)				MAIN BOOM LENGTH (FT)				
	120	133	146	159	120	133	146	159	120	133	146	159	
25													25
30	8400 (79)												30
35	8400 (77)	7500 (78)											35
40	8400 (76)	7500 (77)	5700 (78)	4800 (79)	7900 (79)								40
45	8400 (74)	7500 (76)	5700 (77)	4800 (78)	7900 (77)	7100 (79)							45
50	8400 (72)	7500 (74)	5700 (76)	4800 (77)	7900 (75)	7100 (77)	6100 (79)		6400 (75)				50
55	8400 (70)	7500 (73)	5700 (74)	4800 (76)	7900 (73)	7100 (76)	6100 (78)	5800 (79)	6400 (78)	6200 (78)			55
60	7030 (69)	6860 (71)	5700 (73)	4800 (75)	7550 (72)	7100 (74)	6100 (76)	5800 (78)	6400 (76)	6200 (76)	5900 (78)		60
65	5720 (67)	5560 (70)	5420 (72)	4800 (74)	6750 (70)	6620 (72)	6100 (75)	5800 (77)	6400 (74)	6200 (75)	5900 (77)	5600 (79)	65
70	4640 (65)	4470 (68)	4330 (70)	4210 (72)	5550 (68)	5430 (71)	5320 (73)	5220 (76)	6260 (72)	6050 (73)	5760 (75)	5380 (77)	70
75	3720 (63)	3560 (66)	3420 (69)	3290 (70)	4540 (66)	4420 (69)	4310 (72)	4220 (74)	5170 (70)	5080 (71)	5010 (74)	4930 (76)	75
80	2930 (61)	2770 (64)	2630 (67)	2510 (69)	3680 (64)	3560 (67)	3450 (70)	3350 (73)	4240 (68)	4150 (69)	4080 (72)	4000 (74)	80
85	2240 (59)	2090 (62)	1950 (65)	1830 (67)	2920 (61)	2800 (65)	2700 (68)	2600 (71)	3430 (66)	3340 (67)	3270 (70)	3200 (73)	85
90	1640 (56)	1490 (60)	1350 (64)	1230 (65)	2260 (59)	2140 (63)	2040 (66)	1950 (69)	2710 (64)	2630 (65)	2560 (68)	2490 (71)	90
95	1110 (54)	960 (58)	830 (62)		1680 (57)	1560 (61)	1460 (64)	1370 (67)	2080 (61)	2000 (63)	1930 (67)	1860 (69)	95
100					1150 (54)	1040 (59)	940 (62)	850 (66)	1520 (59)	1440 (61)	1370 (65)	1310 (68)	100
105									1010 (57)	940 (59)	870 (62)	800 (66)	105
110													110
115													115
120													120
125													125
130													130
135													135
140													140
145													145
150													150

# CODES 230 240 250

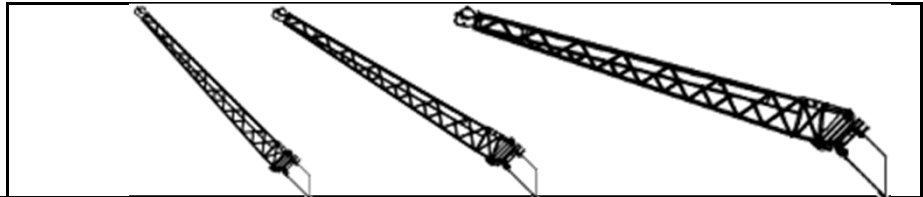
## FIXED JIB



RADIUS (FT)	0° OFFSET				15° OFFSET				30° OFFSET				RADIUS (FT)
	CODE 230				CODE 240				CODE 250				
	MAIN BOOM LENGTH (FT)				MAIN BOOM LENGTH (FT)				MAIN BOOM LENGTH (FT)				
	120	133	146	159	120	133	146	159	120	133	146	159	
25													25
30	8400 (79)												30
35	8400 (77)	7500 (78)											35
40	8400 (76)	7500 (77)	5700 (78)	4800 (79)	7900 (79)								40
45	8400 (74)	7500 (76)	5700 (77)	4800 (78)	7900 (77)	7100 (79)							45
50	8400 (72)	7500 (74)	5700 (76)	4800 (77)	7900 (75)	7100 (77)	6100 (79)		6400 (75)				50
55	8400 (70)	7500 (73)	5700 (74)	4800 (76)	7900 (73)	7100 (76)	6100 (78)	5800 (79)	6400 (78)	6200 (78)			55
60	8400 (69)	7500 (71)	5700 (73)	4800 (75)	7550 (72)	7100 (74)	6100 (76)	5800 (78)	6400 (76)	6200 (76)	5900 (78)		60
65	8020 (67)	7500 (70)	5700 (72)	4800 (74)	7160 (70)	6830 (72)	6100 (75)	5800 (77)	6400 (74)	6200 (75)	5900 (77)	5600 (79)	65
70	7560 (65)	7160 (68)	5700 (70)	4800 (72)	6800 (68)	6510 (71)	6100 (73)	5630 (76)	6280 (72)	6050 (73)	5760 (75)	5380 (77)	70
75	7160 (63)	6630 (66)	5700 (69)	4800 (70)	6460 (66)	6200 (69)	5850 (72)	5350 (74)	6010 (70)	5800 (71)	5520 (74)	5160 (76)	75
80	6780 (61)	6100 (64)	5410 (67)	4670 (69)	6160 (64)	5920 (67)	5600 (70)	4960 (73)	5770 (68)	5560 (69)	5290 (72)	4650 (74)	80
85	6250 (59)	5590 (62)	4970 (65)	4320 (67)	5880 (61)	5660 (65)	5320 (68)	4590 (71)	5540 (66)	5340 (67)	5100 (70)	4760 (73)	85
90	5740 (56)	5130 (60)	4560 (64)	3950 (65)	5620 (59)	5420 (63)	4880 (66)	4240 (69)	5320 (64)	5130 (65)	4910 (68)	4440 (71)	90
95	5270 (54)	4690 (58)	4150 (62)	3600 (64)	5390 (57)	4980 (61)	4440 (64)	3910 (67)	5120 (61)	4940 (63)	4700 (67)	4090 (69)	95
100	4840 (51)	4280 (56)	3770 (60)	3250 (62)	5070 (54)	4560 (59)	4060 (62)	3560 (66)	4940 (59)	4750 (61)	4300 (65)	3760 (68)	100
105	4430 (49)	3900 (54)	3410 (58)	2920 (60)	4650 (52)	4150 (57)	3690 (60)	3210 (64)	4760 (57)	4350 (59)	3920 (62)	3430 (66)	105
110	4050 (46)	3540 (51)	3080 (56)	2610 (58)	4260 (49)	3770 (54)	3330 (58)	2900 (62)	4420 (54)	3970 (56)	3540 (60)	3090 (64)	110
115	3690 (44)	3200 (49)	2760 (54)	2290 (57)	3880 (46)	3420 (52)	3000 (56)	2590 (60)	4040 (51)	3600 (54)	3190 (58)	2750 (62)	115
120	3360 (41)	2890 (47)	2460 (51)	1990 (55)	3530 (43)	3080 (49)	2690 (54)	2290 (58)	3660 (48)	3240 (51)	2860 (56)	2420 (60)	120
125	3050 (37)	2590 (44)	2180 (49)	1700 (53)	3200 (40)	2770 (47)	2380 (52)	2020 (56)	3310 (45)	2910 (48)	2540 (53)	2090 (58)	125
130	2760 (34)	2310 (41)	1910 (47)	1400 (51)	2890 (37)	2470 (44)	2100 (49)	1740 (54)	2980 (42)	2600 (45)	2250 (51)	1790 (55)	130
135	2400 (30)	2040 (38)	1660 (44)	1100 (49)	2590 (33)	2190 (41)	1830 (47)	1470 (52)	2660 (38)	2300 (42)	1960 (48)	1330 (53)	135
140	2020 (26)	1790 (35)	1420 (42)	860 (47)	2190 (28)	1920 (38)	1570 (44)	1200 (49)	2250 (33)	2010 (39)	1700 (46)	1100 (51)	140
145	1660 (21)	1530 (32)	1190 (39)		1780 (22)	1660 (34)	1330 (41)	930 (47)	1790 (28)	1740 (35)	1440 (43)	900 (48)	145
150	1330 (13)	1200 (28)	990 (36)		1380 (13)	1380 (30)	1100 (39)			1440 (30)	1200 (39)		150
155		900 (24)				1030 (25)	890 (35)			1060 (25)	970 (36)		155
160													160

# CODES 231 241 251

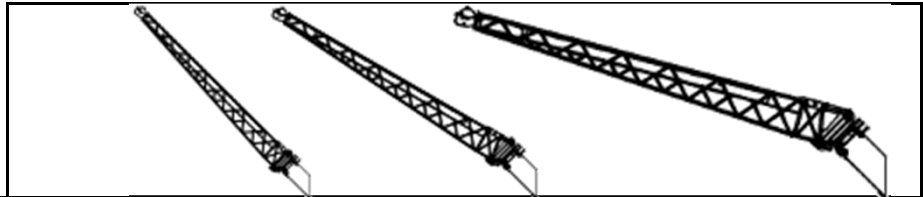
## FIXED JIB



RADIUS (FT)	0° OFFSET				15° OFFSET				30° OFFSET				RADIUS (FT)
	CODE 231				CODE 241				CODE 251				
	MAIN BOOM LENGTH (FT)				MAIN BOOM LENGTH (FT)				MAIN BOOM LENGTH (FT)				
	120	133	146	159	120	133	146	159	120	133	146	159	
25													25
30	8400 (79)												30
35	8400 (77)	7500 (78)											35
40	8400 (76)	7500 (77)	5700 (78)	4800 (79)	7900 (79)								40
45	8400 (74)	7500 (76)	5700 (77)	4800 (78)	7900 (77)	7100 (79)							45
50	8400 (72)	7500 (74)	5700 (76)	4800 (77)	7900 (75)	7100 (77)	6100 (79)		6400 (75)				50
55	8400 (70)	7500 (73)	5700 (74)	4800 (76)	7900 (73)	7100 (76)	6100 (78)	5800 (79)	6400 (78)	6200 (78)			55
60	8400 (69)	7500 (71)	5700 (73)	4800 (75)	7550 (72)	7100 (74)	6100 (76)	5800 (78)	6400 (76)	6200 (76)	5900 (78)		60
65	8020 (67)	7500 (70)	5700 (72)	4800 (74)	7160 (70)	6830 (72)	6100 (75)	5800 (77)	6400 (74)	6200 (75)	5900 (77)	5600 (79)	65
70	7560 (65)	7160 (68)	5700 (70)	4800 (72)	6800 (68)	6510 (71)	6100 (73)	5630 (76)	6280 (72)	6050 (73)	5760 (75)	5380 (77)	70
75	7160 (63)	6630 (66)	5700 (69)	4800 (70)	6460 (66)	6200 (69)	5850 (72)	5350 (74)	6010 (70)	5800 (71)	5520 (74)	5160 (76)	75
80	6780 (61)	6100 (64)	5410 (67)	4670 (69)	6160 (64)	5920 (67)	5600 (70)	4960 (73)	5770 (68)	5560 (69)	5290 (72)	4650 (74)	80
85	6250 (59)	5590 (62)	4970 (65)	4320 (67)	5880 (61)	5660 (65)	5320 (68)	4590 (71)	5540 (66)	5340 (67)	5100 (70)	4760 (73)	85
90	5740 (56)	5130 (60)	4560 (64)	3950 (65)	5620 (59)	5420 (63)	4880 (66)	4240 (69)	5320 (64)	5130 (65)	4910 (68)	4440 (71)	90
95	5270 (54)	4690 (58)	4150 (62)	3600 (64)	5390 (57)	4980 (61)	4440 (64)	3910 (67)	5120 (61)	4940 (63)	4700 (67)	4090 (69)	95
100	4840 (51)	4280 (56)	3770 (60)	3250 (62)	5070 (54)	4560 (59)	4060 (62)	3560 (66)	4940 (59)	4750 (61)	4300 (65)	3760 (68)	100
105	4430 (49)	3900 (54)	3410 (58)	2920 (60)	4650 (52)	4150 (57)	3690 (60)	3210 (64)	4760 (57)	4350 (59)	3920 (62)	3430 (66)	105
110	4050 (46)	3540 (51)	3080 (56)	2610 (58)	4260 (49)	3770 (54)	3330 (58)	2900 (62)	4420 (54)	3970 (56)	3540 (60)	3090 (64)	110
115	3690 (44)	3200 (49)	2760 (54)	2290 (57)	3880 (46)	3420 (52)	3000 (56)	2590 (60)	4040 (51)	3600 (54)	3190 (58)	2750 (62)	115
120	3360 (41)	2890 (47)	2460 (51)	1990 (55)	3530 (43)	3080 (49)	2690 (54)	2290 (58)	3660 (48)	3240 (51)	2860 (56)	2420 (60)	120
125	3050 (37)	2590 (44)	2180 (49)	1700 (53)	3200 (40)	2770 (47)	2380 (52)	2020 (56)	3310 (45)	2910 (48)	2540 (53)	2090 (58)	125
130	2620 (34)	2310 (41)	1910 (47)	1400 (51)	2870 (37)	2470 (44)	2100 (49)	1740 (54)	2980 (42)	2600 (45)	2250 (51)	1790 (55)	130
135	2220 (30)	2040 (38)	1660 (44)	1100 (49)	2430 (33)	2190 (41)	1830 (47)	1470 (52)	2530 (38)	2300 (42)	1960 (48)	1330 (53)	135
140	1840 (26)	1700 (35)	1420 (42)	860 (47)	2010 (28)	1920 (38)	1570 (44)	1200 (49)	2070 (33)	2010 (39)	1700 (46)	1100 (51)	140
145	1490 (21)	1360 (32)	1190 (39)		1620 (22)	1570 (34)	1330 (41)	930 (47)	1620 (28)	1670 (35)	1440 (43)	900 (48)	145
150	1170 (13)	1040 (28)	920 (36)		1220 (13)	1220 (30)	1100 (39)			1280 (30)	1200 (39)		150
155						880 (25)	830 (35)			900 (25)	930 (36)		155
160													160

# CODES 232 242 252

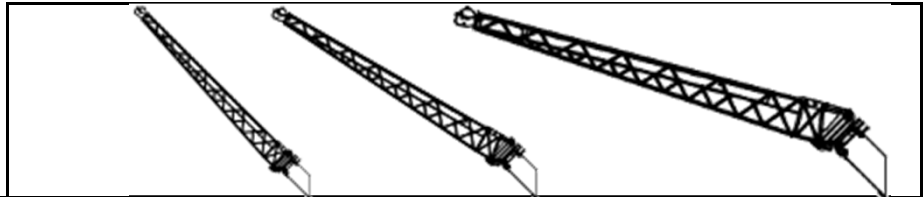
## FIXED JIB



RADIUS (FT)	0° OFFSET				15° OFFSET				30° OFFSET				RADIUS (FT)
	CODE 232				CODE 242				CODE 252				
	MAIN BOOM LENGTH (FT)				MAIN BOOM LENGTH (FT)				MAIN BOOM LENGTH (FT)				
	120	133	146	159	120	133	146	159	120	133	146	159	
25													25
30	8400 (79)												30
35	8400 (77)	7500 (78)											35
40	8400 (76)	7500 (77)	5700 (78)	4800 (79)	7900 (79)								40
45	8400 (74)	7500 (76)	5700 (77)	4800 (78)	7900 (77)	7100 (79)							45
50	8400 (72)	7500 (74)	5700 (76)	4800 (77)	7900 (75)	7100 (77)	6100 (79)		6400 (75)				50
55	8400 (70)	7500 (73)	5700 (74)	4800 (76)	7900 (73)	7100 (76)	6100 (78)	5800 (79)	6400 (78)	6200 (78)			55
60	8400 (69)	7500 (71)	5700 (73)	4800 (75)	7550 (72)	7100 (74)	6100 (76)	5800 (78)	6400 (76)	6200 (76)	5900 (78)		60
65	8020 (67)	7500 (70)	5700 (72)	4800 (74)	7160 (70)	6830 (72)	6100 (75)	5800 (77)	6400 (74)	6200 (75)	5900 (77)	5600 (79)	65
70	7560 (65)	7160 (68)	5700 (70)	4800 (72)	6800 (68)	6510 (71)	6100 (73)	5630 (76)	6280 (72)	6050 (73)	5760 (75)	5380 (77)	70
75	7160 (63)	6630 (66)	5700 (69)	4800 (70)	6460 (66)	6200 (69)	5850 (72)	5350 (74)	6010 (70)	5800 (71)	5520 (74)	5160 (76)	75
80	6780 (61)	6100 (64)	5410 (67)	4670 (69)	6160 (64)	5920 (67)	5600 (70)	4960 (73)	5770 (68)	5560 (69)	5290 (72)	4650 (74)	80
85	6250 (59)	5590 (62)	4970 (65)	4320 (67)	5880 (61)	5660 (65)	5320 (68)	4590 (71)	5540 (66)	5340 (67)	5100 (70)	4760 (73)	85
90	5740 (56)	5130 (60)	4560 (64)	3950 (65)	5620 (59)	5420 (63)	4880 (66)	4240 (69)	5320 (64)	5130 (65)	4910 (68)	4440 (71)	90
95	5270 (54)	4690 (58)	4150 (62)	3600 (64)	5390 (57)	4980 (61)	4440 (64)	3910 (67)	5120 (61)	4940 (63)	4700 (67)	4090 (69)	95
100	4840 (51)	4280 (56)	3770 (60)	3250 (62)	5070 (54)	4560 (59)	4060 (62)	3560 (66)	4940 (59)	4750 (61)	4300 (65)	3760 (68)	100
105	4430 (49)	3900 (54)	3410 (58)	2920 (60)	4650 (52)	4150 (57)	3690 (60)	3210 (64)	4760 (57)	4350 (59)	3920 (62)	3430 (66)	105
110	4050 (46)	3540 (51)	3080 (56)	2610 (58)	4260 (49)	3770 (54)	3330 (58)	2900 (62)	4420 (54)	3970 (56)	3540 (60)	3090 (64)	110
115	3690 (44)	3200 (49)	2760 (54)	2290 (57)	3880 (46)	3420 (52)	3000 (56)	2590 (60)	4040 (51)	3600 (54)	3190 (58)	2750 (62)	115
120	3320 (41)	2890 (47)	2460 (51)	1990 (55)	3530 (43)	3080 (49)	2690 (54)	2290 (58)	3660 (48)	3240 (51)	2860 (56)	2420 (60)	120
125	2860 (37)	2590 (44)	2180 (49)	1700 (53)	3150 (40)	2770 (47)	2380 (52)	2020 (56)	3310 (45)	2910 (48)	2540 (53)	2090 (58)	125
130	2430 (34)	2290 (41)	1910 (47)	1400 (51)	2680 (37)	2470 (44)	2100 (49)	1740 (54)	2820 (42)	2600 (45)	2250 (51)	1790 (55)	130
135	2030 (30)	1890 (38)	1660 (44)	1100 (49)	2250 (33)	2170 (41)	1830 (47)	1470 (52)	2350 (38)	2300 (42)	1960 (48)	1330 (53)	135
140	1670 (26)	1530 (35)	1410 (42)	860 (47)	1840 (28)	1780 (38)	1570 (44)	1200 (49)	1900 (33)	1910 (39)	1700 (46)	1100 (51)	140
145	1330 (21)	1190 (32)	1070 (39)		1450 (22)	1400 (34)	1330 (41)	930 (47)	1450 (28)	1500 (35)	1440 (43)	900 (48)	145
150	1010 (13)	880 (28)			1060 (13)	1050 (30)	990 (39)			1120 (30)	1120 (39)		150
155													155
160													160

# CODES 233 243 253

## FIXED JIB

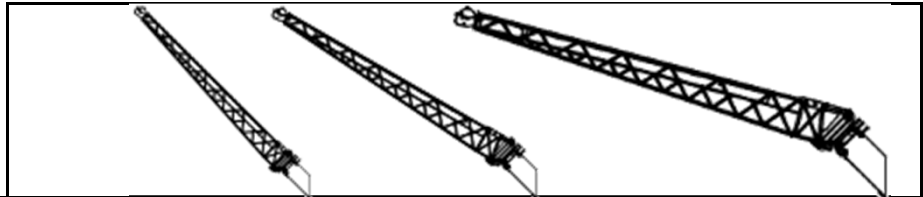


RADIUS (FT)	0° OFFSET				15° OFFSET				30° OFFSET				RADIUS (FT)
	CODE 233				CODE 243				CODE 253				
	MAIN BOOM LENGTH (FT)				MAIN BOOM LENGTH (FT)				MAIN BOOM LENGTH (FT)				
	120	133	146	159	120	133	146	159	120	133	146	159	
25													25
30	8400 (79)												30
35	8400 (77)	7500 (78)											35
40	8400 (76)	7500 (77)	5700 (78)	4800 (79)	7900 (79)								40
45	8400 (74)	7500 (76)	5700 (77)	4800 (78)	7900 (77)	7100 (79)							45
50	8400 (72)	7500 (74)	5700 (76)	4800 (77)	7900 (75)	7100 (77)	6100 (79)		6400 (75)				50
55	8400 (70)	7500 (73)	5700 (74)	4800 (76)	7900 (73)	7100 (76)	6100 (78)	5800 (79)	6400 (78)	6200 (78)			55
60	8400 (69)	7500 (71)	5700 (73)	4800 (75)	7550 (72)	7100 (74)	6100 (76)	5800 (78)	6400 (76)	6200 (76)	5900 (78)		60
65	8020 (67)	7500 (70)	5700 (72)	4800 (74)	7160 (70)	6830 (72)	6100 (75)	5800 (77)	6400 (74)	6200 (75)	5900 (77)	5600 (79)	65
70	7560 (65)	7160 (68)	5700 (70)	4800 (72)	6800 (68)	6510 (71)	6100 (73)	5630 (76)	6280 (72)	6050 (73)	5760 (75)	5380 (77)	70
75	7160 (63)	6630 (66)	5700 (69)	4800 (70)	6460 (66)	6200 (69)	5850 (72)	5350 (74)	6010 (70)	5800 (71)	5520 (74)	5160 (76)	75
80	6780 (61)	6100 (64)	5410 (67)	4670 (69)	6160 (64)	5920 (67)	5600 (70)	4960 (73)	5770 (68)	5560 (69)	5290 (72)	4650 (74)	80
85	6250 (59)	5590 (62)	4970 (65)	4320 (67)	5880 (61)	5660 (65)	5320 (68)	4590 (71)	5540 (66)	5340 (67)	5100 (70)	4760 (73)	85
90	5740 (56)	5130 (60)	4560 (64)	3950 (65)	5620 (59)	5420 (63)	4880 (66)	4240 (69)	5320 (64)	5130 (65)	4910 (68)	4440 (71)	90
95	5270 (54)	4690 (58)	4150 (62)	3600 (64)	5390 (57)	4980 (61)	4440 (64)	3910 (67)	5120 (61)	4940 (63)	4700 (67)	4090 (69)	95
100	4840 (51)	4280 (56)	3770 (60)	3250 (62)	5070 (54)	4560 (59)	4060 (62)	3560 (66)	4940 (59)	4750 (61)	4300 (65)	3760 (68)	100
105	4430 (49)	3900 (54)	3410 (58)	2920 (60)	4650 (52)	4150 (57)	3690 (60)	3210 (64)	4760 (57)	4350 (59)	3920 (62)	3430 (66)	105
110	4050 (46)	3540 (51)	3080 (56)	2610 (58)	4260 (49)	3770 (54)	3330 (58)	2900 (62)	4420 (54)	3970 (56)	3540 (60)	3090 (64)	110
115	3620 (44)	3200 (49)	2760 (54)	2290 (57)	3880 (46)	3420 (52)	3000 (56)	2590 (60)	4040 (51)	3600 (54)	3190 (58)	2750 (62)	115
120	3120 (41)	2890 (47)	2460 (51)	1990 (55)	3450 (43)	3080 (49)	2690 (54)	2290 (58)	3660 (48)	3240 (51)	2860 (56)	2420 (60)	120
125	2660 (37)	2520 (44)	2180 (49)	1700 (53)	2960 (40)	2770 (47)	2380 (52)	2020 (56)	3130 (45)	2910 (48)	2540 (53)	2090 (58)	125
130	2240 (34)	2100 (41)	1910 (47)	1400 (51)	2500 (37)	2410 (44)	2100 (49)	1740 (54)	2640 (42)	2600 (45)	2250 (51)	1790 (55)	130
135	1850 (30)	1710 (38)	1590 (44)	1100 (49)	2070 (33)	1990 (41)	1830 (47)	1470 (52)	2170 (38)	2160 (42)	1960 (48)	1330 (53)	135
140	1490 (26)	1360 (35)	1230 (42)	860 (47)	1670 (28)	1600 (38)	1530 (44)	1200 (49)	1720 (33)	1730 (39)	1700 (46)	1100 (51)	140
145	1160 (21)	1030 (32)	900 (39)		1280 (22)	1240 (34)	1170 (41)	930 (47)	1290 (28)	1340 (35)	1320 (43)	900 (48)	145
150	840 (13)				900 (13)	890 (30)	830 (39)			960 (30)	960 (39)		150
155													155
160													160



# CODES 234 244 254

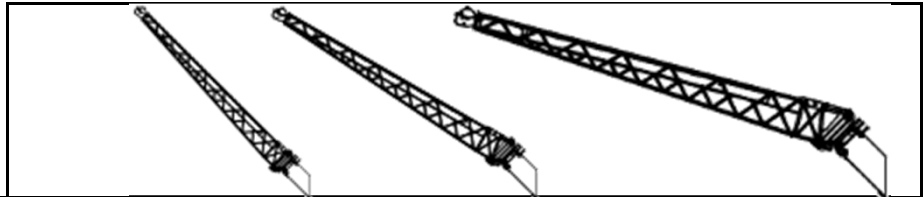
## FIXED JIB



RADIUS (FT)	0° OFFSET				15° OFFSET				30° OFFSET				RADIUS (FT)
	CODE 234				CODE 244				CODE 254				
	MAIN BOOM LENGTH (FT)				MAIN BOOM LENGTH (FT)				MAIN BOOM LENGTH (FT)				
	120	133	146	159	120	133	146	159	120	133	146	159	
25													25
30	8400 (79)												30
35	8400 (77)	7500 (78)											35
40	8400 (76)	7500 (77)	5700 (78)	4800 (79)	7900 (79)								40
45	8400 (74)	7500 (76)	5700 (77)	4800 (78)	7900 (77)	7100 (79)							45
50	8400 (72)	7500 (74)	5700 (76)	4800 (77)	7900 (75)	7100 (77)	6100 (79)		6400 (75)				50
55	8400 (70)	7500 (73)	5700 (74)	4800 (76)	7900 (73)	7100 (76)	6100 (78)	5800 (79)	6400 (78)	6200 (78)			55
60	8400 (69)	7500 (71)	5700 (73)	4800 (75)	7550 (72)	7100 (74)	6100 (76)	5800 (78)	6400 (76)	6200 (76)	5900 (78)		60
65	8020 (67)	7500 (70)	5700 (72)	4800 (74)	7160 (70)	6830 (72)	6100 (75)	5800 (77)	6400 (74)	6200 (75)	5900 (77)	5600 (79)	65
70	7560 (65)	7160 (68)	5700 (70)	4800 (72)	6800 (68)	6510 (71)	6100 (73)	5630 (76)	6280 (72)	6050 (73)	5760 (75)	5380 (77)	70
75	7160 (63)	6630 (66)	5700 (69)	4800 (70)	6460 (66)	6200 (69)	5850 (72)	5350 (74)	6010 (70)	5800 (71)	5520 (74)	5160 (76)	75
80	6780 (61)	6100 (64)	5410 (67)	4670 (69)	6160 (64)	5920 (67)	5600 (70)	4960 (73)	5770 (68)	5560 (69)	5290 (72)	4650 (74)	80
85	6250 (59)	5590 (62)	4970 (65)	4320 (67)	5880 (61)	5660 (65)	5320 (68)	4590 (71)	5540 (66)	5340 (67)	5100 (70)	4760 (73)	85
90	5740 (56)	5130 (60)	4560 (64)	3950 (65)	5620 (59)	5420 (63)	4880 (66)	4240 (69)	5320 (64)	5130 (65)	4910 (68)	4440 (71)	90
95	5270 (54)	4690 (58)	4150 (62)	3600 (64)	5390 (57)	4980 (61)	4440 (64)	3910 (67)	5120 (61)	4940 (63)	4700 (67)	4090 (69)	95
100	4840 (51)	4280 (56)	3770 (60)	3250 (62)	5070 (54)	4560 (59)	4060 (62)	3560 (66)	4940 (59)	4750 (61)	4300 (65)	3760 (68)	100
105	4430 (49)	3900 (54)	3410 (58)	2920 (60)	4650 (52)	4150 (57)	3690 (60)	3210 (64)	4760 (57)	4350 (59)	3920 (62)	3430 (66)	105
110	3940 (46)	3540 (51)	3080 (56)	2610 (58)	4260 (49)	3770 (54)	3330 (58)	2900 (62)	4420 (54)	3970 (56)	3540 (60)	3090 (64)	110
115	3400 (44)	3200 (49)	2760 (54)	2290 (57)	3780 (46)	3420 (52)	3000 (56)	2590 (60)	4030 (51)	3600 (54)	3190 (58)	2750 (62)	115
120	2910 (41)	2770 (47)	2460 (51)	1990 (55)	3250 (43)	3080 (49)	2690 (54)	2290 (58)	3460 (48)	3240 (51)	2860 (56)	2420 (60)	120
125	2460 (37)	2320 (44)	2180 (49)	1700 (53)	2760 (40)	2670 (47)	2380 (52)	2020 (56)	2930 (45)	2890 (48)	2540 (53)	2090 (58)	125
130	2050 (34)	1910 (41)	1780 (47)	1400 (51)	2310 (37)	2220 (44)	2100 (49)	1740 (54)	2450 (42)	2420 (45)	2250 (51)	1790 (55)	130
135	1670 (30)	1530 (38)	1410 (44)	1100 (49)	1890 (33)	1810 (41)	1730 (47)	1470 (52)	1990 (38)	1970 (42)	1940 (48)	1330 (53)	135
140	1320 (26)	1180 (35)	1060 (42)	860 (47)	1490 (28)	1430 (38)	1350 (44)	1200 (49)	1550 (33)	1560 (39)	1530 (46)	1100 (51)	140
145	990 (21)	860 (32)			1120 (22)	1070 (34)	1000 (41)	930 (47)	1120 (28)	1170 (35)	1150 (43)	900 (48)	145
150										800 (30)	800 (39)		150
155													155
160													160

# CODES 235 245 255

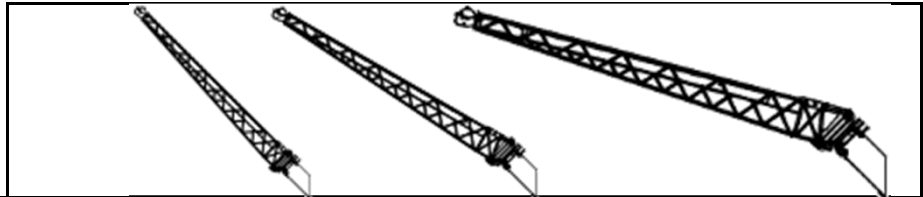
## FIXED JIB




RADIUS (FT)	0° OFFSET				15° OFFSET				30° OFFSET				RADIUS (FT)
	CODE 235				CODE 245				CODE 255				
	MAIN BOOM LENGTH (FT)				MAIN BOOM LENGTH (FT)				MAIN BOOM LENGTH (FT)				
	120	133	146	159	120	133	146	159	120	133	146	159	
25													25
30	8400 (79)												30
35	8400 (77)	7500 (78)											35
40	8400 (76)	7500 (77)	5700 (78)	4800 (79)	7900 (79)								40
45	8400 (74)	7500 (76)	5700 (77)	4800 (78)	7900 (77)	7100 (79)							45
50	8400 (72)	7500 (74)	5700 (76)	4800 (77)	7900 (75)	7100 (77)	6100 (79)		6400 (75)				50
55	8400 (70)	7500 (73)	5700 (74)	4800 (76)	7900 (73)	7100 (76)	6100 (78)	5800 (79)	6400 (78)	6200 (78)			55
60	8400 (69)	7500 (71)	5700 (73)	4800 (75)	7550 (72)	7100 (74)	6100 (76)	5800 (78)	6400 (76)	6200 (76)	5900 (78)		60
65	8020 (67)	7500 (70)	5700 (72)	4800 (74)	7160 (70)	6830 (72)	6100 (75)	5800 (77)	6400 (74)	6200 (75)	5900 (77)	5600 (79)	65
70	7560 (65)	7160 (68)	5700 (70)	4800 (72)	6800 (68)	6510 (71)	6100 (73)	5630 (76)	6280 (72)	6050 (73)	5760 (75)	5380 (77)	70
75	7160 (63)	6630 (66)	5700 (69)	4800 (70)	6460 (66)	6200 (69)	5850 (72)	5350 (74)	6010 (70)	5800 (71)	5520 (74)	5160 (76)	75
80	6780 (61)	6100 (64)	5410 (67)	4670 (69)	6160 (64)	5920 (67)	5600 (70)	4960 (73)	5770 (68)	5560 (69)	5290 (72)	4650 (74)	80
85	6250 (59)	5590 (62)	4970 (65)	4320 (67)	5880 (61)	5660 (65)	5320 (68)	4590 (71)	5540 (66)	5340 (67)	5100 (70)	4760 (73)	85
90	5740 (56)	5130 (60)	4560 (64)	3950 (65)	5620 (59)	5420 (63)	4880 (66)	4240 (69)	5320 (64)	5130 (65)	4910 (68)	4440 (71)	90
95	5270 (54)	4690 (58)	4150 (62)	3600 (64)	5390 (57)	4980 (61)	4440 (64)	3910 (67)	5120 (61)	4940 (63)	4700 (67)	4090 (69)	95
100	4840 (51)	4280 (56)	3770 (60)	3250 (62)	5070 (54)	4560 (59)	4060 (62)	3560 (66)	4940 (59)	4750 (61)	4300 (65)	3760 (68)	100
105	4300 (49)	3900 (54)	3410 (58)	2920 (60)	4650 (52)	4150 (57)	3690 (60)	3210 (64)	4760 (57)	4350 (59)	3920 (62)	3430 (66)	105
110	3720 (46)	3540 (51)	3080 (56)	2610 (58)	4140 (49)	3770 (54)	3330 (58)	2900 (62)	4420 (54)	3970 (56)	3540 (60)	3090 (64)	110
115	3190 (44)	3040 (49)	2760 (54)	2290 (57)	3560 (46)	3420 (52)	3000 (56)	2590 (60)	3810 (51)	3600 (54)	3190 (58)	2750 (62)	115
120	2710 (41)	2560 (47)	2430 (51)	1990 (55)	3040 (43)	2950 (49)	2690 (54)	2290 (58)	3250 (48)	3200 (51)	2860 (56)	2420 (60)	120
125	2270 (37)	2120 (44)	2000 (49)	1700 (53)	2560 (40)	2470 (47)	2380 (52)	2020 (56)	2740 (45)	2700 (48)	2540 (53)	2090 (58)	125
130	1860 (34)	1720 (41)	1590 (47)	1400 (51)	2120 (37)	2030 (44)	1950 (49)	1740 (54)	2260 (42)	2230 (45)	2180 (51)	1790 (55)	130
135	1490 (30)	1350 (38)	1230 (44)	1100 (49)	1710 (33)	1630 (41)	1550 (47)	1470 (52)	1810 (38)	1790 (42)	1760 (48)	1330 (53)	135
140	1150 (26)	1010 (35)	880 (42)		1320 (28)	1250 (38)	1180 (44)	1100 (49)	1380 (33)	1390 (39)	1360 (46)	1100 (51)	140
145	820 (21)				950 (22)	900 (34)	830 (41)		950 (28)	1000 (35)	990 (43)	900 (48)	145
150													150
155													155
160													160

# CODES 236 246 256

## FIXED JIB



**2,500**



**20'-0"**

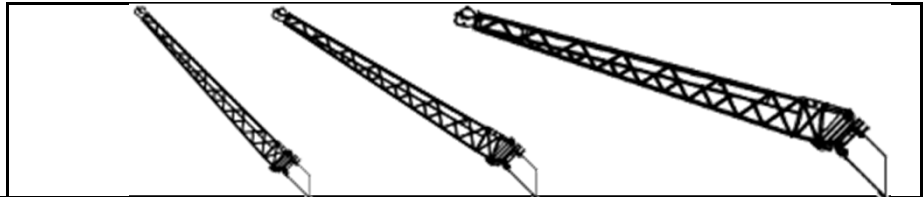


**REAR**

RADIUS (FT)	0° OFFSET				15° OFFSET				30° OFFSET				RADIUS (FT)
	CODE 236				CODE 246				CODE 256				
	MAIN BOOM LENGTH (FT)				MAIN BOOM LENGTH (FT)				MAIN BOOM LENGTH (FT)				
	120	133	146	159	120	133	146	159	120	133	146	159	
25													25
30	8400 (79)												30
35	8400 (77)	7500 (78)											35
40	8400 (76)	7500 (77)	5700 (78)	4800 (79)	7900 (79)								40
45	8400 (74)	7500 (76)	5700 (77)	4800 (78)	7900 (77)	7100 (79)							45
50	8400 (72)	7500 (74)	5700 (76)	4800 (77)	7900 (75)	7100 (77)	6100 (79)		6400 (75)				50
55	8400 (70)	7500 (73)	5700 (74)	4800 (76)	7900 (73)	7100 (76)	6100 (78)	5800 (79)	6400 (78)	6200 (78)			55
60	8400 (69)	7500 (71)	5700 (73)	4800 (75)	7550 (72)	7100 (74)	6100 (76)	5800 (78)	6400 (76)	6200 (76)	5900 (78)		60
65	8020 (67)	7500 (70)	5700 (72)	4800 (74)	7160 (70)	6830 (72)	6100 (75)	5800 (77)	6400 (74)	6200 (75)	5900 (77)	5600 (79)	65
70	7560 (65)	7160 (68)	5700 (70)	4800 (72)	6800 (68)	6510 (71)	6100 (73)	5630 (76)	6280 (72)	6050 (73)	5760 (75)	5380 (77)	70
75	7160 (63)	6630 (66)	5700 (69)	4800 (70)	6460 (66)	6200 (69)	5850 (72)	5350 (74)	6010 (70)	5800 (71)	5520 (74)	5160 (76)	75
80	6780 (61)	6100 (64)	5410 (67)	4670 (69)	6160 (64)	5920 (67)	5600 (70)	4960 (73)	5770 (68)	5560 (69)	5290 (72)	4650 (74)	80
85	6250 (59)	5590 (62)	4970 (65)	4320 (67)	5880 (61)	5660 (65)	5320 (68)	4590 (71)	5540 (66)	5340 (67)	5100 (70)	4760 (73)	85
90	5740 (56)	5130 (60)	4560 (64)	3950 (65)	5620 (59)	5420 (63)	4880 (66)	4240 (69)	5320 (64)	5130 (65)	4910 (68)	4440 (71)	90
95	5270 (54)	4690 (58)	4150 (62)	3600 (64)	5390 (57)	4980 (61)	4440 (64)	3910 (67)	5120 (61)	4940 (63)	4700 (67)	4090 (69)	95
100	4700 (51)	4280 (56)	3770 (60)	3250 (62)	5070 (54)	4560 (59)	4060 (62)	3560 (66)	4940 (59)	4750 (61)	4300 (65)	3760 (68)	100
105	4060 (49)	3900 (54)	3410 (58)	2920 (60)	4530 (52)	4150 (57)	3690 (60)	3210 (64)	4760 (57)	4350 (59)	3920 (62)	3430 (66)	105
110	3490 (46)	3340 (51)	3080 (56)	2610 (58)	3910 (49)	3770 (54)	3330 (58)	2900 (62)	4190 (54)	3970 (56)	3540 (60)	3090 (64)	110
115	2970 (44)	2830 (49)	2700 (54)	2290 (57)	3350 (46)	3250 (52)	3000 (56)	2590 (60)	3600 (51)	3540 (54)	3190 (58)	2750 (62)	115
120	2500 (41)	2360 (47)	2230 (51)	1990 (55)	2840 (43)	2740 (49)	2650 (54)	2290 (58)	3050 (48)	3000 (51)	2860 (56)	2420 (60)	120
125	2070 (37)	1930 (44)	1800 (49)	1680 (53)	2370 (40)	2270 (47)	2190 (52)	2020 (56)	2540 (45)	2500 (48)	2450 (53)	2090 (58)	125
130	1680 (34)	1530 (41)	1410 (47)	1290 (51)	1930 (37)	1850 (44)	1760 (49)	1680 (54)	2070 (42)	2040 (45)	2000 (51)	1790 (55)	130
135	1310 (30)	1170 (38)	1040 (44)	930 (49)	1530 (33)	1450 (41)	1370 (47)	1290 (52)	1630 (38)	1610 (42)	1570 (48)	1330 (53)	135
140	970 (26)	830 (35)			1140 (28)	1080 (38)	1000 (44)	930 (49)	1200 (33)	1210 (39)	1180 (46)	1100 (51)	140
145										840 (35)	820 (43)		145
150													150
155													155
160													160

# CODES 237 247 257


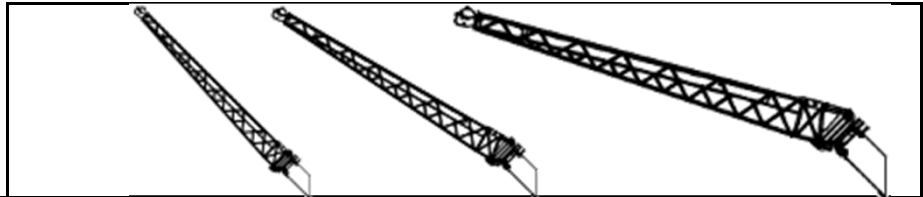
## FIXED JIB



RADIUS (FT)	0° OFFSET				15° OFFSET				30° OFFSET				RADIUS (FT)
	CODE 237				CODE 247				CODE 257				
	MAIN BOOM LENGTH (FT)				MAIN BOOM LENGTH (FT)				MAIN BOOM LENGTH (FT)				
	120	133	146	159	120	133	146	159	120	133	146	159	
25													25
30	8400 (79)												30
35	8400 (77)	7500 (78)											35
40	8400 (76)	7500 (77)	5700 (78)	4800 (79)	7900 (79)								40
45	8400 (74)	7500 (76)	5700 (77)	4800 (78)	7900 (77)	7100 (79)							45
50	8400 (72)	7500 (74)	5700 (76)	4800 (77)	7900 (75)	7100 (77)	6100 (79)		6400 (75)				50
55	8400 (70)	7500 (73)	5700 (74)	4800 (76)	7900 (73)	7100 (76)	6100 (78)	5800 (79)	6400 (78)	6200 (78)			55
60	8400 (69)	7500 (71)	5700 (73)	4800 (75)	7550 (72)	7100 (74)	6100 (76)	5800 (78)	6400 (76)	6200 (76)	5900 (78)		60
65	8020 (67)	7500 (70)	5700 (72)	4800 (74)	7160 (70)	6830 (72)	6100 (75)	5800 (77)	6400 (74)	6200 (75)	5900 (77)	5600 (79)	65
70	7560 (65)	7160 (68)	5700 (70)	4800 (72)	6800 (68)	6510 (71)	6100 (73)	5630 (76)	6280 (72)	6050 (73)	5760 (75)	5380 (77)	70
75	7160 (63)	6630 (66)	5700 (69)	4800 (70)	6460 (66)	6200 (69)	5850 (72)	5350 (74)	6010 (70)	5800 (71)	5520 (74)	5160 (76)	75
80	6780 (61)	6100 (64)	5410 (67)	4670 (69)	6160 (64)	5920 (67)	5600 (70)	4960 (73)	5770 (68)	5560 (69)	5290 (72)	4650 (74)	80
85	6250 (59)	5590 (62)	4970 (65)	4320 (67)	5880 (61)	5660 (65)	5320 (68)	4590 (71)	5540 (66)	5340 (67)	5100 (70)	4760 (73)	85
90	5740 (56)	5130 (60)	4560 (64)	3950 (65)	5620 (59)	5420 (63)	4880 (66)	4240 (69)	5320 (64)	5130 (65)	4910 (68)	4440 (71)	90
95	5140 (54)	4690 (58)	4150 (62)	3600 (64)	5390 (57)	4980 (61)	4440 (64)	3910 (67)	5120 (61)	4940 (63)	4700 (67)	4090 (69)	95
100	4450 (51)	4280 (56)	3770 (60)	3250 (62)	4960 (54)	4560 (59)	4060 (62)	3560 (66)	4940 (59)	4750 (61)	4300 (65)	3760 (68)	100
105	3820 (49)	3670 (54)	3410 (58)	2920 (60)	4290 (52)	4150 (57)	3690 (60)	3210 (64)	4610 (57)	4350 (59)	3920 (62)	3430 (66)	105
110	3260 (46)	3120 (51)	2980 (56)	2610 (58)	3680 (49)	3580 (54)	3330 (58)	2900 (62)	3970 (54)	3900 (56)	3540 (60)	3090 (64)	110
115	2760 (44)	2610 (49)	2480 (54)	2290 (57)	3130 (46)	3030 (52)	2940 (56)	2590 (60)	3380 (51)	3320 (54)	3190 (58)	2750 (62)	115
120	2300 (41)	2150 (47)	2020 (51)	1910 (55)	2630 (43)	2530 (49)	2440 (54)	2290 (58)	2840 (48)	2790 (51)	2730 (56)	2420 (60)	120
125	1870 (37)	1730 (44)	1600 (49)	1490 (53)	2170 (40)	2080 (47)	1990 (52)	1910 (56)	2340 (45)	2300 (48)	2250 (53)	2090 (58)	125
130	1490 (34)	1340 (41)	1220 (47)	1100 (51)	1740 (37)	1660 (44)	1570 (49)	1490 (54)	1880 (42)	1850 (45)	1810 (51)	1760 (55)	130
135	1130 (30)	990 (38)	860 (44)		1340 (33)	1270 (41)	1190 (47)	1110 (52)	1450 (38)	1430 (42)	1390 (48)	1330 (53)	135
140	800 (26)				970 (28)	910 (38)	830 (44)		1030 (33)	1040 (39)	1010 (46)	970 (51)	140
145													145
150													150
155													155
160													160

# CODES 238 248 258

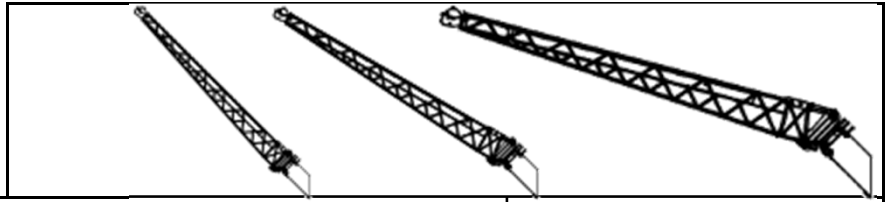
## FIXED JIB



RADIUS (FT)	0° OFFSET				15° OFFSET				30° OFFSET				RADIUS (FT)
	CODE 238				CODE 248				CODE 258				
	MAIN BOOM LENGTH (FT)				MAIN BOOM LENGTH (FT)				MAIN BOOM LENGTH (FT)				
	120	133	146	159	120	133	146	159	120	133	146	159	
25													25
30	8400 (79)												30
35	8400 (77)	7500 (78)											35
40	8400 (76)	7500 (77)	5700 (78)	4800 (79)	7900 (79)								40
45	8400 (74)	7500 (76)	5700 (77)	4800 (78)	7900 (77)	7100 (79)							45
50	8400 (72)	7500 (74)	5700 (76)	4800 (77)	7900 (75)	7100 (77)	6100 (79)		6400 (75)				50
55	8400 (70)	7500 (73)	5700 (74)	4800 (76)	7900 (73)	7100 (76)	6100 (78)	5800 (79)	6400 (78)	6200 (78)			55
60	8400 (69)	7500 (71)	5700 (73)	4800 (75)	7550 (72)	7100 (74)	6100 (76)	5800 (78)	6400 (76)	6200 (76)	5900 (78)		60
65	8020 (67)	7500 (70)	5700 (72)	4800 (74)	7160 (70)	6830 (72)	6100 (75)	5800 (77)	6400 (74)	6200 (75)	5900 (77)	5600 (79)	65
70	7560 (65)	7160 (68)	5700 (70)	4800 (72)	6800 (68)	6510 (71)	6100 (73)	5630 (76)	6280 (72)	6050 (73)	5760 (75)	5380 (77)	70
75	7160 (63)	6630 (66)	5700 (69)	4800 (70)	6460 (66)	6200 (69)	5850 (72)	5350 (74)	6010 (70)	5800 (71)	5520 (74)	5160 (76)	75
80	6780 (61)	6100 (64)	5410 (67)	4670 (69)	6160 (64)	5920 (67)	5600 (70)	4960 (73)	5770 (68)	5560 (69)	5290 (72)	4650 (74)	80
85	6250 (59)	5590 (62)	4970 (65)	4320 (67)	5880 (61)	5660 (65)	5320 (68)	4590 (71)	5540 (66)	5340 (67)	5100 (70)	4760 (73)	85
90	5640 (56)	5130 (60)	4560 (64)	3950 (65)	5620 (59)	5420 (63)	4880 (66)	4240 (69)	5320 (64)	5130 (65)	4910 (68)	4440 (71)	90
95	4870 (54)	4690 (58)	4150 (62)	3600 (64)	5390 (57)	4980 (61)	4440 (64)	3910 (67)	5120 (61)	4940 (63)	4700 (67)	4090 (69)	95
100	4200 (51)	4040 (56)	3770 (60)	3250 (62)	4710 (54)	4560 (59)	4060 (62)	3560 (66)	4940 (59)	4750 (61)	4300 (65)	3760 (68)	100
105	3590 (49)	3440 (54)	3300 (58)	2920 (60)	4050 (52)	3940 (57)	3690 (60)	3210 (64)	4370 (57)	4300 (59)	3920 (62)	3430 (66)	105
110	3040 (46)	2890 (51)	2760 (56)	2610 (58)	3460 (49)	3350 (54)	3260 (58)	2900 (62)	3740 (54)	3680 (56)	3540 (60)	3090 (64)	110
115	2540 (44)	2400 (49)	2260 (54)	2150 (57)	2920 (46)	2820 (52)	2720 (56)	2590 (60)	3160 (51)	3110 (54)	3050 (58)	2750 (62)	115
120	2090 (41)	1950 (47)	1820 (51)	1700 (55)	2430 (43)	2330 (49)	2240 (54)	2150 (58)	2640 (48)	2590 (51)	2530 (56)	2420 (60)	120
125	1680 (37)	1530 (44)	1410 (49)	1290 (53)	1970 (40)	1880 (47)	1790 (52)	1710 (56)	2150 (45)	2110 (48)	2060 (53)	2000 (58)	125
130	1300 (34)	1160 (41)	1030 (47)	910 (51)	1550 (37)	1470 (44)	1380 (49)	1300 (54)	1690 (42)	1660 (45)	1620 (51)	1570 (55)	130
135	950 (30)	810 (38)			1160 (33)	1090 (41)	1010 (47)	930 (52)	1260 (38)	1250 (42)	1210 (48)	1170 (53)	135
140					800 (28)				860 (33)	860 (39)	840 (46)	800 (51)	140
145													145
150													150
155													155
160													160

# CODES 300 310 320

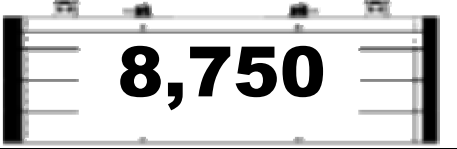
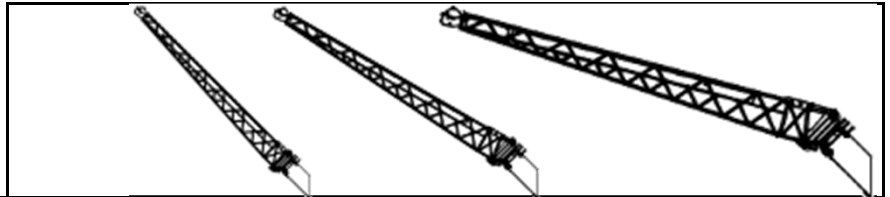
## FIXED JIB



RADIUS (FT)	0° OFFSET				15° OFFSET				30° OFFSET				RADIUS (FT)
	CODE 300				CODE 310				CODE 320				
	MAIN BOOM LENGTH (FT)				MAIN BOOM LENGTH (FT)				MAIN BOOM LENGTH (FT)				
	120	133	146	159	120	133	146	159	120	133	146	159	
25													25
30	8400 (79)												30
35	8400 (77)	7500 (78)											35
40	8400 (76)	7500 (77)	5700 (78)	4800 (79)	7900 (79)								40
45	8400 (74)	7500 (76)	5700 (77)	4800 (78)	7900 (77)	7100 (79)							45
50	8400 (72)	7500 (74)	5700 (76)	4800 (77)	7900 (75)	7100 (77)	6100 (79)		6400 (75)				50
55	8400 (70)	7500 (73)	5700 (74)	4800 (76)	7900 (73)	7100 (76)	6100 (78)	5800 (79)	6400 (78)	6200 (78)			55
60	8400 (69)	7500 (71)	5700 (73)	4800 (75)	7550 (72)	7100 (74)	6100 (76)	5800 (78)	6400 (76)	6200 (76)	5900 (78)		60
65	7060 (67)	6900 (70)	5700 (72)	4800 (74)	7160 (70)	6830 (72)	6100 (75)	5800 (77)	6400 (74)	6200 (75)	5900 (77)	5600 (79)	65
70	5890 (65)	5720 (68)	5580 (70)	4800 (72)	6780 (68)	6510 (71)	6100 (73)	5630 (76)	6280 (72)	6050 (73)	5760 (75)	5380 (77)	70
75	4890 (63)	4730 (66)	4590 (69)	4470 (70)	5700 (66)	5580 (69)	5470 (72)	5350 (74)	6010 (70)	5800 (71)	5520 (74)	5160 (76)	75
80	4030 (61)	3870 (64)	3740 (67)	3610 (69)	4770 (64)	4650 (67)	4540 (70)	4450 (73)	5320 (68)	5230 (69)	5160 (72)	4650 (74)	80
85	3280 (59)	3130 (62)	2990 (65)	2870 (67)	3950 (61)	3840 (65)	3730 (68)	3640 (71)	4450 (66)	4370 (67)	4290 (70)	4220 (73)	85
90	2630 (56)	2480 (60)	2340 (64)	2220 (65)	3240 (59)	3120 (63)	3020 (66)	2930 (69)	3690 (64)	3610 (65)	3530 (68)	3460 (71)	90
95	2050 (54)	1900 (58)	1770 (62)	1650 (64)	2610 (57)	2490 (61)	2390 (64)	2300 (67)	3010 (61)	2930 (63)	2860 (67)	2790 (69)	95
100	1540 (51)	1390 (56)	1250 (60)	1140 (62)	2040 (54)	1930 (59)	1830 (62)	1740 (66)	2400 (59)	2320 (61)	2250 (65)	2190 (68)	100
105	1070 (49)	930 (54)			1530 (52)	1420 (57)	1330 (60)	1240 (64)	1850 (57)	1780 (59)	1710 (62)	1650 (66)	105
110					1070 (49)	970 (54)	870 (58)		1350 (54)	1290 (56)	1220 (60)	1160 (64)	110
115									890 (51)	840 (54)			115
120													120
125													125
130													130
135													135
140													140
145													145
150													150

# CODES 301 311 321

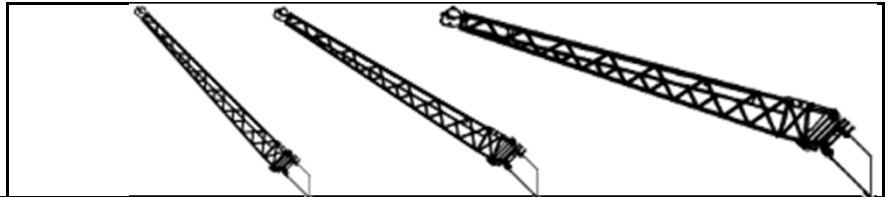
## FIXED JIB



RADIUS (FT)	0° OFFSET				15° OFFSET				30° OFFSET				RADIUS (FT)
	CODE 301				CODE 311				CODE 321				
	MAIN BOOM LENGTH (FT)				MAIN BOOM LENGTH (FT)				MAIN BOOM LENGTH (FT)				
	120	133	146	159	120	133	146	159	120	133	146	159	
25													25
30	8400 (79)												30
35	8400 (77)	7500 (78)											35
40	8400 (76)	7500 (77)	5700 (78)	4800 (79)	7900 (79)								40
45	8400 (74)	7500 (76)	5700 (77)	4800 (78)	7900 (77)	7100 (79)							45
50	8400 (72)	7500 (74)	5700 (76)	4800 (77)	7900 (75)	7100 (77)	6100 (79)		6400 (75)				50
55	8400 (70)	7500 (73)	5700 (74)	4800 (76)	7900 (73)	7100 (76)	6100 (78)	5800 (79)	6400 (78)	6200 (78)			55
60	8050 (69)	7500 (71)	5700 (73)	4800 (75)	7550 (72)	7100 (74)	6100 (76)	5800 (78)	6400 (76)	6200 (76)	5900 (78)		60
65	6680 (67)	6520 (70)	5700 (72)	4800 (74)	7160 (70)	6830 (72)	6100 (75)	5800 (77)	6400 (74)	6200 (75)	5900 (77)	5600 (79)	65
70	5540 (65)	5380 (68)	5240 (70)	4800 (72)	6440 (68)	6310 (71)	6100 (73)	5630 (76)	6280 (72)	6050 (73)	5760 (75)	5380 (77)	70
75	4570 (63)	4410 (66)	4270 (69)	4150 (70)	5380 (66)	5260 (69)	5150 (72)	5060 (74)	6000 (70)	5800 (71)	5520 (74)	5160 (76)	75
80	3730 (61)	3580 (64)	3440 (67)	3320 (69)	4470 (64)	4350 (67)	4240 (70)	4150 (73)	5020 (68)	4940 (69)	4860 (72)	4650 (74)	80
85	3010 (59)	2850 (62)	2720 (65)	2590 (67)	3670 (61)	3560 (65)	3450 (68)	3360 (71)	4170 (66)	4090 (67)	4010 (70)	3940 (73)	85
90	2370 (56)	2220 (60)	2080 (64)	1960 (65)	2980 (59)	2860 (63)	2760 (66)	2670 (69)	3420 (64)	3340 (65)	3270 (68)	3200 (71)	90
95	1810 (54)	1650 (58)	1520 (62)	1400 (64)	2360 (57)	2250 (61)	2150 (64)	2050 (67)	2760 (61)	2680 (63)	2610 (67)	2540 (69)	95
100	1300 (51)	1150 (56)	1020 (60)	900 (62)	1810 (54)	1700 (59)	1600 (62)	1510 (66)	2160 (59)	2090 (61)	2020 (65)	1950 (68)	100
105	850 (49)				1310 (52)	1200 (57)	1110 (60)	1020 (64)	1630 (57)	1560 (59)	1490 (62)	1430 (66)	105
110					860 (49)				1140 (54)	1080 (56)	1010 (60)	950 (64)	110
115													115
120													120
125													125
130													130
135													135
140													140
145													145
150													150

# CODES 302 312 322

## FIXED JIB

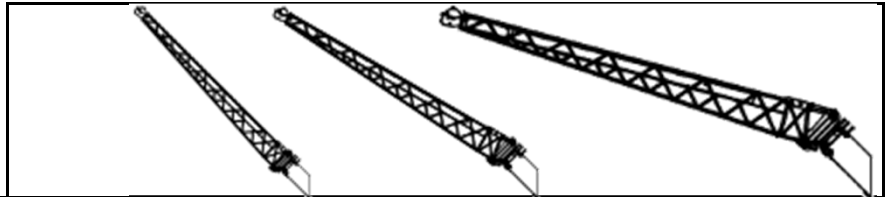


RADIUS (FT)	0° OFFSET				15° OFFSET				30° OFFSET				RADIUS (FT)
	CODE 302				CODE 312				CODE 322				
	MAIN BOOM LENGTH (FT)				MAIN BOOM LENGTH (FT)				MAIN BOOM LENGTH (FT)				
	120	133	146	159	120	133	146	159	120	133	146	159	
25													25
30	8400 (79)												30
35	8400 (77)	7500 (78)											35
40	8400 (76)	7500 (77)	5700 (78)	4800 (79)	7900 (79)								40
45	8400 (74)	7500 (76)	5700 (77)	4800 (78)	7900 (77)	7100 (79)							45
50	8400 (72)	7500 (74)	5700 (76)	4800 (77)	7900 (75)	7100 (77)	6100 (79)		6400 (75)				50
55	8400 (70)	7500 (73)	5700 (74)	4800 (76)	7900 (73)	7100 (76)	6100 (78)	5800 (79)	6400 (78)	6200 (78)			55
60	7630 (69)	7470 (71)	5700 (73)	4800 (75)	7550 (72)	7100 (74)	6100 (76)	5800 (78)	6400 (76)	6200 (76)	5900 (78)		60
65	6300 (67)	6140 (70)	5700 (72)	4800 (74)	7160 (70)	6830 (72)	6100 (75)	5800 (77)	6400 (74)	6200 (75)	5900 (77)	5600 (79)	65
70	5190 (65)	5030 (68)	4890 (70)	4770 (72)	6090 (68)	5970 (71)	5860 (73)	5630 (76)	6280 (72)	6050 (73)	5760 (75)	5380 (77)	70
75	4250 (63)	4090 (66)	3950 (69)	3830 (70)	5060 (66)	4940 (69)	4830 (72)	4730 (74)	5670 (70)	5590 (71)	5510 (74)	5160 (76)	75
80	3430 (61)	3280 (64)	3140 (67)	3020 (69)	4170 (64)	4050 (67)	3940 (70)	3850 (73)	4720 (68)	4640 (69)	4560 (72)	4490 (74)	80
85	2730 (59)	2570 (62)	2440 (65)	2310 (67)	3400 (61)	3280 (65)	3170 (68)	3080 (71)	3890 (66)	3810 (67)	3730 (70)	3660 (73)	85
90	2110 (56)	1950 (60)	1820 (64)	1700 (65)	2720 (59)	2600 (63)	2500 (66)	2410 (69)	3160 (64)	3080 (65)	3010 (68)	2940 (71)	90
95	1560 (54)	1410 (58)	1270 (62)	1150 (64)	2110 (57)	2000 (61)	1900 (64)	1810 (67)	2510 (61)	2440 (63)	2360 (67)	2300 (69)	95
100	1070 (51)	920 (56)			1570 (54)	1460 (59)	1360 (62)	1270 (66)	1930 (59)	1860 (61)	1790 (65)	1720 (68)	100
105					1090 (52)	980 (57)	880 (60)		1410 (57)	1340 (59)	1270 (62)	1210 (66)	105
110									930 (54)	860 (56)	800 (60)		110
115													115
120													120
125													125
130													130
135													135
140													140
145													145
150													150



# CODES 303 313 323

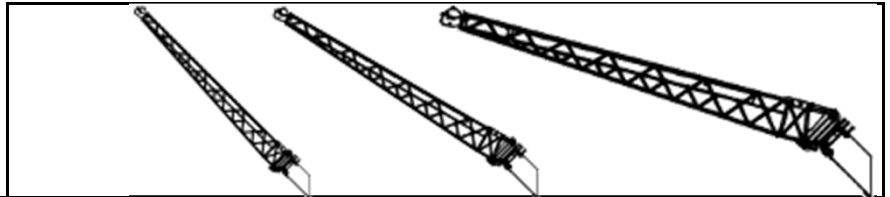
## FIXED JIB



RADIUS (FT)	0° OFFSET				15° OFFSET				30° OFFSET				RADIUS (FT)
	CODE 303				CODE 313				CODE 323				
	MAIN BOOM LENGTH (FT)				MAIN BOOM LENGTH (FT)				MAIN BOOM LENGTH (FT)				
	120	133	146	159	120	133	146	159	120	133	146	159	
25													25
30	8400 (79)												30
35	8400 (77)	7500 (78)											35
40	8400 (76)	7500 (77)	5700 (78)	4800 (79)	7900 (79)								40
45	8400 (74)	7500 (76)	5700 (77)	4800 (78)	7900 (77)	7100 (79)							45
50	8400 (72)	7500 (74)	5700 (76)	4800 (77)	7900 (75)	7100 (77)	6100 (79)		6400 (75)				50
55	8400 (70)	7500 (73)	5700 (74)	4800 (76)	7900 (73)	7100 (76)	6100 (78)	5800 (79)	6400 (78)	6200 (78)			55
60	7220 (69)	7050 (71)	5700 (73)	4800 (75)	7550 (72)	7100 (74)	6100 (76)	5800 (78)	6400 (76)	6200 (76)	5900 (78)		60
65	5920 (67)	5760 (70)	5620 (72)	4800 (74)	6920 (70)	6800 (72)	6100 (75)	5800 (77)	6400 (74)	6200 (75)	5900 (77)	5600 (79)	65
70	4840 (65)	4680 (68)	4540 (70)	4420 (72)	5740 (68)	5620 (71)	5510 (73)	5410 (76)	6280 (72)	6050 (73)	5760 (75)	5380 (77)	70
75	3920 (63)	3770 (66)	3630 (69)	3500 (70)	4740 (66)	4610 (69)	4510 (72)	4410 (74)	5350 (70)	5270 (71)	5190 (74)	5120 (76)	75
80	3130 (61)	2980 (64)	2840 (67)	2720 (69)	3870 (64)	3750 (67)	3650 (70)	3550 (73)	4420 (68)	4340 (69)	4260 (72)	4190 (74)	80
85	2450 (59)	2290 (62)	2160 (65)	2040 (67)	3120 (61)	3000 (65)	2900 (68)	2800 (71)	3610 (66)	3530 (67)	3450 (70)	3380 (73)	85
90	1840 (56)	1690 (60)	1560 (64)	1440 (65)	2450 (59)	2340 (63)	2240 (66)	2140 (69)	2900 (64)	2820 (65)	2740 (68)	2680 (71)	90
95	1310 (54)	1160 (58)	1030 (62)	910 (64)	1870 (57)	1750 (61)	1650 (64)	1560 (67)	2270 (61)	2190 (63)	2120 (67)	2050 (69)	95
100	840 (51)				1340 (54)	1230 (59)	1130 (62)	1040 (66)	1700 (59)	1620 (61)	1550 (65)	1490 (68)	100
105					870 (52)				1180 (57)	1120 (59)	1050 (62)	980 (66)	105
110													110
115													115
120													120
125													125
130													130
135													135
140													140
145													145
150													150

# CODES 304 314 324

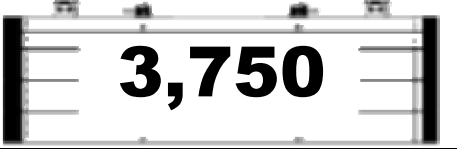
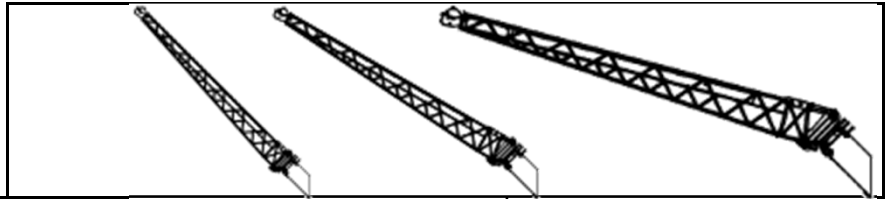
## FIXED JIB



RADIUS (FT)	0° OFFSET				15° OFFSET				30° OFFSET				RADIUS (FT)
	CODE 304				CODE 314				CODE 324				
	MAIN BOOM LENGTH (FT)				MAIN BOOM LENGTH (FT)				MAIN BOOM LENGTH (FT)				
	120	133	146	159	120	133	146	159	120	133	146	159	
25													25
30	8400 (79)												30
35	8400 (77)	7500 (78)											35
40	8400 (76)	7500 (77)	5700 (78)	4800 (79)	7900 (79)								40
45	8400 (74)	7500 (76)	5700 (77)	4800 (78)	7900 (77)	7100 (79)							45
50	8400 (72)	7500 (74)	5700 (76)	4800 (77)	7900 (75)	7100 (77)	6100 (79)		6400 (75)				50
55	8330 (70)	7500 (73)	5700 (74)	4800 (76)	7900 (73)	7100 (76)	6100 (78)	5800 (79)	6400 (78)	6200 (78)			55
60	6800 (69)	6640 (71)	5700 (73)	4800 (75)	7550 (72)	7100 (74)	6100 (76)	5800 (78)	6400 (76)	6200 (76)	5900 (78)		60
65	5550 (67)	5380 (70)	5240 (72)	4800 (74)	6540 (70)	6420 (72)	6100 (75)	5800 (77)	6400 (74)	6200 (75)	5900 (77)	5600 (79)	65
70	4490 (65)	4330 (68)	4190 (70)	4070 (72)	5390 (68)	5270 (71)	5160 (73)	5070 (76)	6080 (72)	5990 (73)	5760 (75)	5380 (77)	70
75	3600 (63)	3440 (66)	3310 (69)	3180 (70)	4410 (66)	4290 (69)	4190 (72)	4090 (74)	5030 (70)	4940 (71)	4870 (74)	4790 (76)	75
80	2840 (61)	2680 (64)	2540 (67)	2420 (69)	3570 (64)	3450 (67)	3350 (70)	3250 (73)	4130 (68)	4040 (69)	3960 (72)	3890 (74)	80
85	2170 (59)	2010 (62)	1880 (65)	1760 (67)	2840 (61)	2720 (65)	2620 (68)	2520 (71)	3330 (66)	3250 (67)	3170 (70)	3110 (73)	85
90	1580 (56)	1430 (60)	1290 (64)	1170 (65)	2190 (59)	2080 (63)	1970 (66)	1880 (69)	2640 (64)	2560 (65)	2480 (68)	2410 (71)	90
95	1070 (54)	910 (58)			1620 (57)	1510 (61)	1410 (64)	1310 (67)	2020 (61)	1940 (63)	1870 (67)	1800 (69)	95
100					1110 (54)	1000 (59)	900 (62)	810 (66)	1460 (59)	1390 (61)	1320 (65)	1260 (68)	100
105									960 (57)	890 (59)	830 (62)		105
110													110
115													115
120													120
125													125
130													130
135													135
140													140
145													145
150													150

**CODES 305 315 325**

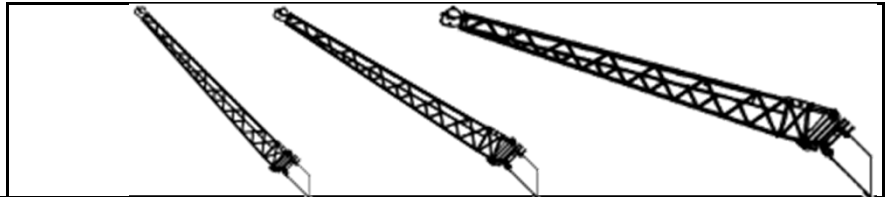
**FIXED JIB**



RADIUS (FT)	0° OFFSET				15° OFFSET				30° OFFSET				RADIUS (FT)
	CODE 305				CODE 315				CODE 325				
	MAIN BOOM LENGTH (FT)				MAIN BOOM LENGTH (FT)				MAIN BOOM LENGTH (FT)				
	120	133	146	159	120	133	146	159	120	133	146	159	
25													25
30	8400 (79)												30
35	8400 (77)	7500 (78)											35
40	8400 (76)	7500 (77)	5700 (78)	4800 (79)	7900 (79)								40
45	8400 (74)	7500 (76)	5700 (77)	4800 (78)	7900 (77)	7100 (79)							45
50	8400 (72)	7500 (74)	5700 (76)	4800 (77)	7900 (75)	7100 (77)	6100 (79)		6400 (75)				50
55	7870 (70)	7500 (73)	5700 (74)	4800 (76)	7900 (73)	7100 (76)	6100 (78)	5800 (79)	6400 (78)	6200 (78)			55
60	6380 (69)	6220 (71)	5700 (73)	4800 (75)	7500 (72)	7100 (74)	6100 (76)	5800 (78)	6400 (76)	6200 (76)	5900 (78)		60
65	5170 (67)	5000 (70)	4860 (72)	4740 (74)	6160 (70)	6040 (72)	5930 (75)	5800 (77)	6400 (74)	6200 (75)	5900 (77)	5600 (79)	65
70	4150 (65)	3990 (68)	3850 (70)	3720 (72)	5040 (68)	4920 (71)	4810 (73)	4720 (76)	5740 (72)	5650 (73)	5570 (75)	5380 (77)	70
75	3280 (63)	3120 (66)	2980 (69)	2860 (70)	4090 (66)	3970 (69)	3870 (72)	3770 (74)	4710 (70)	4620 (71)	4540 (74)	4470 (76)	75
80	2540 (61)	2380 (64)	2240 (67)	2120 (69)	3270 (64)	3150 (67)	3050 (70)	2950 (73)	3830 (68)	3740 (69)	3660 (72)	3590 (74)	80
85	1890 (59)	1730 (62)	1600 (65)	1480 (67)	2560 (61)	2440 (65)	2340 (68)	2240 (71)	3060 (66)	2970 (67)	2900 (70)	2830 (73)	85
90	1320 (56)	1170 (60)	1030 (64)	910 (65)	1930 (59)	1810 (63)	1710 (66)	1620 (69)	2380 (64)	2300 (65)	2220 (68)	2150 (71)	90
95	820 (54)				1370 (57)	1260 (61)	1160 (64)	1070 (67)	1770 (61)	1690 (63)	1620 (67)	1560 (69)	95
100					870 (54)				1230 (59)	1160 (61)	1090 (65)	1020 (68)	100
105													105
110													110
115													115
120													120
125													125
130													130
135													135
140													140
145													145
150													150

# CODES 306 316 326

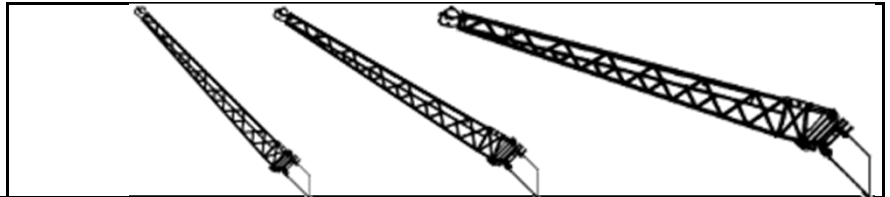
## FIXED JIB



RADIUS (FT)	0° OFFSET				15° OFFSET				30° OFFSET				RADIUS (FT)
	CODE 306				CODE 316				CODE 326				
	MAIN BOOM LENGTH (FT)				MAIN BOOM LENGTH (FT)				MAIN BOOM LENGTH (FT)				
	120	133	146	159	120	133	146	159	120	133	146	159	
25													25
30	8400 (79)												30
35	8400 (77)	7500 (78)											35
40	8400 (76)	7500 (77)	5700 (78)	4800 (79)	7900 (79)								40
45	8400 (74)	7500 (76)	5700 (77)	4800 (78)	7900 (77)	7100 (79)							45
50	8400 (72)	7500 (74)	5700 (76)	4800 (77)	7900 (75)	7100 (77)	6100 (79)		6400 (75)				50
55	7410 (70)	7240 (73)	5700 (74)	4800 (76)	7900 (73)	7100 (76)	6100 (78)	5800 (79)	6400 (78)	6200 (78)			55
60	5970 (69)	5800 (71)	5660 (73)	4800 (75)	7080 (72)	6960 (74)	6100 (76)	5800 (78)	6400 (76)	6200 (76)	5900 (78)		60
65	4790 (67)	4630 (70)	4480 (72)	4360 (74)	5790 (70)	5660 (72)	5550 (75)	5460 (77)	6400 (74)	6200 (75)	5900 (77)	5600 (79)	65
70	3800 (65)	3640 (68)	3500 (70)	3370 (72)	4700 (68)	4580 (71)	4470 (73)	4370 (76)	5390 (72)	5300 (73)	5220 (75)	5150 (77)	70
75	2960 (63)	2800 (66)	2660 (69)	2540 (70)	3770 (66)	3650 (69)	3540 (72)	3450 (74)	4390 (70)	4300 (71)	4220 (74)	4150 (76)	75
80	2240 (61)	2080 (64)	1940 (67)	1820 (69)	2970 (64)	2850 (67)	2750 (70)	2650 (73)	3530 (68)	3440 (69)	3360 (72)	3290 (74)	80
85	1610 (59)	1450 (62)	1320 (65)	1200 (67)	2280 (61)	2160 (65)	2060 (68)	1960 (71)	2780 (66)	2690 (67)	2620 (70)	2550 (73)	85
90	1060 (56)	910 (60)			1670 (59)	1550 (63)	1450 (66)	1360 (69)	2110 (64)	2030 (65)	1960 (68)	1890 (71)	90
95					1130 (57)	1010 (61)	910 (64)	820 (67)	1530 (61)	1450 (63)	1380 (67)	1310 (69)	95
100									1000 (59)	920 (61)	850 (65)		100
105													105
110													110
115													115
120													120
125													125
130													130
135													135
140													140
145													145
150													150

# CODES 307 317 327

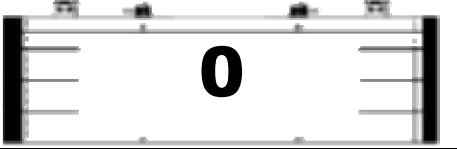
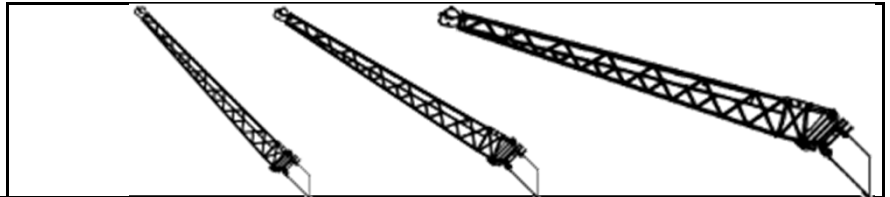
## FIXED JIB



RADIUS (FT)	0° OFFSET				15° OFFSET				30° OFFSET				RADIUS (FT)
	CODE 307				CODE 317				CODE 327				
	MAIN BOOM LENGTH (FT)				MAIN BOOM LENGTH (FT)				MAIN BOOM LENGTH (FT)				
	120	133	146	159	120	133	146	159	120	133	146	159	
25													25
30	8400 (79)												30
35	8400 (77)	7500 (78)											35
40	8400 (76)	7500 (77)	5700 (78)	4800 (79)	7900 (79)								40
45	8400 (74)	7500 (76)	5700 (77)	4800 (78)	7900 (77)	7100 (79)							45
50	8400 (72)	7500 (74)	5700 (76)	4800 (77)	7900 (75)	7100 (77)	6100 (79)		6400 (75)				50
55	6950 (70)	6780 (73)	5700 (74)	4800 (76)	7900 (73)	7100 (76)	6100 (78)	5800 (79)	6400 (78)	6200 (78)			55
60	5550 (69)	5390 (71)	5240 (73)	4800 (75)	6670 (72)	6540 (74)	6100 (76)	5800 (78)	6400 (76)	6200 (76)	5900 (78)		60
65	4410 (67)	4250 (70)	4110 (72)	3980 (74)	5410 (70)	5280 (72)	5170 (75)	5080 (77)	6180 (74)	6090 (75)	5900 (77)	5600 (79)	65
70	3450 (65)	3290 (68)	3150 (70)	3030 (72)	4350 (68)	4230 (71)	4120 (73)	4020 (76)	5040 (72)	4950 (73)	4870 (75)	4800 (77)	70
75	2640 (63)	2480 (66)	2340 (69)	2220 (70)	3450 (66)	3330 (69)	3220 (72)	3130 (74)	4070 (70)	3980 (71)	3900 (74)	3830 (76)	75
80	1940 (61)	1780 (64)	1650 (67)	1520 (69)	2670 (64)	2560 (67)	2450 (70)	2360 (73)	3230 (68)	3140 (69)	3070 (72)	2990 (74)	80
85	1330 (59)	1180 (62)	1040 (65)	920 (67)	2000 (61)	1880 (65)	1780 (68)	1680 (71)	2500 (66)	2410 (67)	2340 (70)	2270 (73)	85
90	800 (56)				1410 (59)	1290 (63)	1190 (66)	1090 (69)	1850 (64)	1770 (65)	1700 (68)	1630 (71)	90
95					880 (57)				1280 (61)	1200 (63)	1130 (67)	1060 (69)	95
100													100
105													105
110													110
115													115
120													120
125													125
130													130
135													135
140													140
145													145
150													150

# CODES 308 318 328

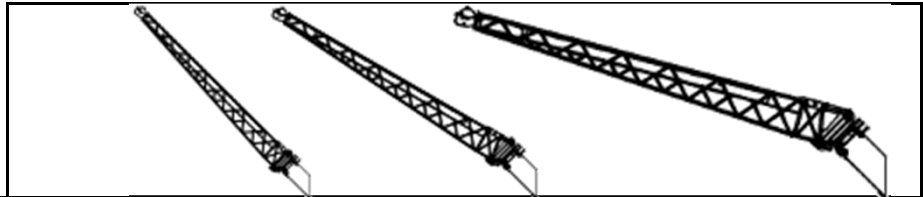
## FIXED JIB



RADIUS (FT)	0° OFFSET				15° OFFSET				30° OFFSET				RADIUS (FT)
	CODE 308				CODE 318				CODE 328				
	MAIN BOOM LENGTH (FT)				MAIN BOOM LENGTH (FT)				MAIN BOOM LENGTH (FT)				
	120	133	146	159	120	133	146	159	120	133	146	159	
25													25
30	8400 (79)												30
35	8400 (77)	7500 (78)											35
40	8400 (76)	7500 (77)	5700 (78)	4800 (79)	7900 (79)								40
45	8400 (74)	7500 (76)	5700 (77)	4800 (78)	7900 (77)	7100 (79)							45
50	8160 (72)	7500 (74)	5700 (76)	4800 (77)	7900 (75)	7100 (77)	6100 (79)		6400 (75)				50
55	6480 (70)	6320 (73)	5700 (74)	4800 (76)	7740 (73)	7100 (76)	6100 (78)	5800 (79)	6400 (78)	6200 (78)			55
60	5140 (69)	4970 (71)	4830 (73)	4700 (75)	6250 (72)	6130 (74)	6020 (76)	5800 (78)	6400 (76)	6200 (76)	5900 (78)		60
65	4030 (67)	3870 (70)	3730 (72)	3600 (74)	5030 (70)	4900 (72)	4800 (75)	4700 (77)	5800 (74)	5710 (75)	5630 (77)	5560 (79)	65
70	3100 (65)	2940 (68)	2800 (70)	2680 (72)	4000 (68)	3880 (71)	3770 (73)	3680 (76)	4690 (72)	4600 (73)	4520 (75)	4450 (77)	70
75	2320 (63)	2160 (66)	2020 (69)	1900 (70)	3130 (66)	3010 (69)	2900 (72)	2810 (74)	3750 (70)	3660 (71)	3580 (74)	3510 (76)	75
80	1640 (61)	1480 (64)	1350 (67)	1220 (69)	2380 (64)	2260 (67)	2150 (70)	2060 (73)	2930 (68)	2840 (69)	2770 (72)	2700 (74)	80
85	1050 (59)	900 (62)			1720 (61)	1600 (65)	1500 (68)	1410 (71)	2220 (66)	2130 (67)	2060 (70)	1990 (73)	85
90					1140 (59)	1030 (63)	930 (66)	830 (69)	1590 (64)	1510 (65)	1430 (68)	1370 (71)	90
95									1030 (61)	950 (63)	880 (67)	810 (69)	95
100													100
105													105
110													110
115													115
120													120
125													125
130													130
135													135
140													140
145													145
150													150

# CODES 330 340 350

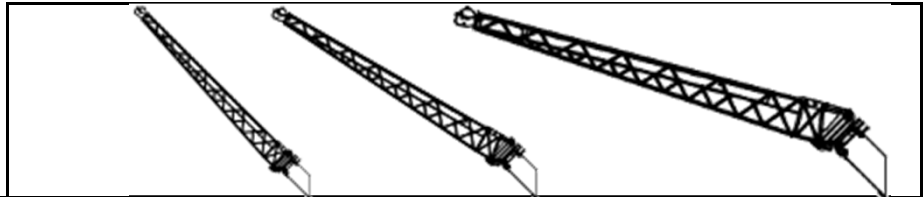
## FIXED JIB



RADIUS (FT)	0° OFFSET				15° OFFSET				30° OFFSET				RADIUS (FT)
	CODE 330				CODE 340				CODE 350				
	MAIN BOOM LENGTH (FT)				MAIN BOOM LENGTH (FT)				MAIN BOOM LENGTH (FT)				
	120	133	146	159	120	133	146	159	120	133	146	159	
25													25
30	8400 (79)												30
35	8400 (77)	7500 (78)											35
40	8400 (76)	7500 (77)	5700 (78)	4800 (79)	7900 (79)								40
45	8400 (74)	7500 (76)	5700 (77)	4800 (78)	7900 (77)	7100 (79)							45
50	8400 (72)	7500 (74)	5700 (76)	4800 (77)	7900 (75)	7100 (77)	6100 (79)		6400 (75)				50
55	8400 (70)	7500 (73)	5700 (74)	4800 (76)	7900 (73)	7100 (76)	6100 (78)	5800 (79)	6400 (78)	6200 (78)			55
60	8400 (69)	7500 (71)	5700 (73)	4800 (75)	7550 (72)	7100 (74)	6100 (76)	5800 (78)	6400 (76)	6200 (76)	5900 (78)		60
65	8020 (67)	7500 (70)	5700 (72)	4800 (74)	7160 (70)	6830 (72)	6100 (75)	5800 (77)	6400 (74)	6200 (75)	5900 (77)	5600 (79)	65
70	7560 (65)	7160 (68)	5700 (70)	4800 (72)	6800 (68)	6510 (71)	6100 (73)	5630 (76)	6280 (72)	6050 (73)	5760 (75)	5380 (77)	70
75	7160 (63)	6630 (66)	5700 (69)	4800 (70)	6460 (66)	6200 (69)	5850 (72)	5350 (74)	6010 (70)	5800 (71)	5520 (74)	5160 (76)	75
80	6780 (61)	6100 (64)	5410 (67)	4670 (69)	6160 (64)	5920 (67)	5600 (70)	4960 (73)	5770 (68)	5560 (69)	5290 (72)	4650 (74)	80
85	6250 (59)	5590 (62)	4970 (65)	4320 (67)	5880 (61)	5660 (65)	5320 (68)	4590 (71)	5540 (66)	5340 (67)	5100 (70)	4760 (73)	85
90	5740 (56)	5130 (60)	4560 (64)	3950 (65)	5620 (59)	5420 (63)	4880 (66)	4240 (69)	5320 (64)	5130 (65)	4910 (68)	4440 (71)	90
95	5270 (54)	4690 (58)	4150 (62)	3600 (64)	5390 (57)	4980 (61)	4440 (64)	3910 (67)	5120 (61)	4940 (63)	4700 (67)	4090 (69)	95
100	4840 (51)	4280 (56)	3770 (60)	3250 (62)	5070 (54)	4560 (59)	4060 (62)	3560 (66)	4940 (59)	4750 (61)	4300 (65)	3760 (68)	100
105	4430 (49)	3900 (54)	3410 (58)	2920 (60)	4650 (52)	4150 (57)	3690 (60)	3210 (64)	4760 (57)	4350 (59)	3920 (62)	3430 (66)	105
110	4050 (46)	3540 (51)	3080 (56)	2610 (58)	4260 (49)	3770 (54)	3330 (58)	2900 (62)	4420 (54)	3970 (56)	3540 (60)	3090 (64)	110
115	3690 (44)	3200 (49)	2760 (54)	2290 (57)	3880 (46)	3420 (52)	3000 (56)	2590 (60)	4040 (51)	3600 (54)	3190 (58)	2750 (62)	115
120	3360 (41)	2890 (47)	2460 (51)	1990 (55)	3530 (43)	3080 (49)	2690 (54)	2290 (58)	3660 (48)	3240 (51)	2860 (56)	2420 (60)	120
125	3050 (37)	2590 (44)	2180 (49)	1700 (53)	3200 (40)	2770 (47)	2380 (52)	2020 (56)	3310 (45)	2910 (48)	2540 (53)	2090 (58)	125
130	2760 (34)	2310 (41)	1910 (47)	1400 (51)	2890 (37)	2470 (44)	2100 (49)	1740 (54)	2980 (42)	2600 (45)	2250 (51)	1790 (55)	130
135	2390 (30)	2040 (38)	1660 (44)	1100 (49)	2590 (33)	2190 (41)	1830 (47)	1470 (52)	2660 (38)	2300 (42)	1960 (48)	1330 (53)	135
140	2010 (26)	1790 (35)	1420 (42)	860 (47)	2180 (28)	1920 (38)	1570 (44)	1200 (49)	2240 (33)	2010 (39)	1700 (46)	1100 (51)	140
145	1660 (21)	1530 (32)	1190 (39)		1780 (22)	1660 (34)	1330 (41)	930 (47)	1790 (28)	1740 (35)	1440 (43)	900 (48)	145
150	1330 (13)	1200 (28)	990 (36)		1380 (13)	1370 (30)	1100 (39)			1440 (30)	1200 (39)		150
155		900 (24)				1030 (25)	890 (35)			1060 (25)	970 (36)		155
160													160

# CODES 331 341 351

## FIXED JIB

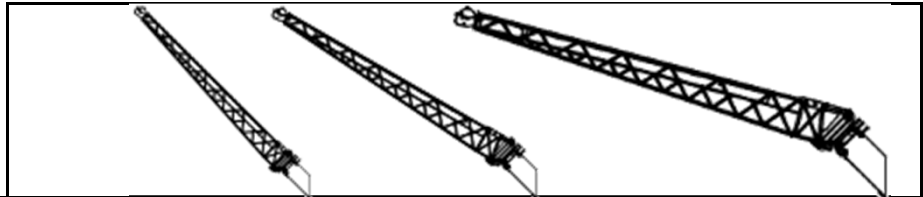


RADIUS (FT)	0° OFFSET				15° OFFSET				30° OFFSET				RADIUS (FT)
	CODE 331				CODE 341				CODE 351				
	MAIN BOOM LENGTH (FT)				MAIN BOOM LENGTH (FT)				MAIN BOOM LENGTH (FT)				
	120	133	146	159	120	133	146	159	120	133	146	159	
25													25
30	8400 (79)												30
35	8400 (77)	7500 (78)											35
40	8400 (76)	7500 (77)	5700 (78)	4800 (79)	7900 (79)								40
45	8400 (74)	7500 (76)	5700 (77)	4800 (78)	7900 (77)	7100 (79)							45
50	8400 (72)	7500 (74)	5700 (76)	4800 (77)	7900 (75)	7100 (77)	6100 (79)		6400 (75)				50
55	8400 (70)	7500 (73)	5700 (74)	4800 (76)	7900 (73)	7100 (76)	6100 (78)	5800 (79)	6400 (78)	6200 (78)			55
60	8400 (69)	7500 (71)	5700 (73)	4800 (75)	7550 (72)	7100 (74)	6100 (76)	5800 (78)	6400 (76)	6200 (76)	5900 (78)		60
65	8020 (67)	7500 (70)	5700 (72)	4800 (74)	7160 (70)	6830 (72)	6100 (75)	5800 (77)	6400 (74)	6200 (75)	5900 (77)	5600 (79)	65
70	7560 (65)	7160 (68)	5700 (70)	4800 (72)	6800 (68)	6510 (71)	6100 (73)	5630 (76)	6280 (72)	6050 (73)	5760 (75)	5380 (77)	70
75	7160 (63)	6630 (66)	5700 (69)	4800 (70)	6460 (66)	6200 (69)	5850 (72)	5350 (74)	6010 (70)	5800 (71)	5520 (74)	5160 (76)	75
80	6780 (61)	6100 (64)	5410 (67)	4670 (69)	6160 (64)	5920 (67)	5600 (70)	4960 (73)	5770 (68)	5560 (69)	5290 (72)	4650 (74)	80
85	6250 (59)	5590 (62)	4970 (65)	4320 (67)	5880 (61)	5660 (65)	5320 (68)	4590 (71)	5540 (66)	5340 (67)	5100 (70)	4760 (73)	85
90	5740 (56)	5130 (60)	4560 (64)	3950 (65)	5620 (59)	5420 (63)	4880 (66)	4240 (69)	5320 (64)	5130 (65)	4910 (68)	4440 (71)	90
95	5270 (54)	4690 (58)	4150 (62)	3600 (64)	5390 (57)	4980 (61)	4440 (64)	3910 (67)	5120 (61)	4940 (63)	4700 (67)	4090 (69)	95
100	4840 (51)	4280 (56)	3770 (60)	3250 (62)	5070 (54)	4560 (59)	4060 (62)	3560 (66)	4940 (59)	4750 (61)	4300 (65)	3760 (68)	100
105	4430 (49)	3900 (54)	3410 (58)	2920 (60)	4650 (52)	4150 (57)	3690 (60)	3210 (64)	4760 (57)	4350 (59)	3920 (62)	3430 (66)	105
110	4050 (46)	3540 (51)	3080 (56)	2610 (58)	4260 (49)	3770 (54)	3330 (58)	2900 (62)	4420 (54)	3970 (56)	3540 (60)	3090 (64)	110
115	3690 (44)	3200 (49)	2760 (54)	2290 (57)	3880 (46)	3420 (52)	3000 (56)	2590 (60)	4040 (51)	3600 (54)	3190 (58)	2750 (62)	115
120	3360 (41)	2890 (47)	2460 (51)	1990 (55)	3530 (43)	3080 (49)	2690 (54)	2290 (58)	3660 (48)	3240 (51)	2860 (56)	2420 (60)	120
125	3050 (37)	2590 (44)	2180 (49)	1700 (53)	3200 (40)	2770 (47)	2380 (52)	2020 (56)	3310 (45)	2910 (48)	2540 (53)	2090 (58)	125
130	2610 (34)	2310 (41)	1910 (47)	1400 (51)	2870 (37)	2470 (44)	2100 (49)	1740 (54)	2980 (42)	2600 (45)	2250 (51)	1790 (55)	130
135	2210 (30)	2040 (38)	1660 (44)	1100 (49)	2430 (33)	2190 (41)	1830 (47)	1470 (52)	2530 (38)	2300 (42)	1960 (48)	1330 (53)	135
140	1840 (26)	1700 (35)	1420 (42)	860 (47)	2010 (28)	1920 (38)	1570 (44)	1200 (49)	2070 (33)	2010 (39)	1700 (46)	1100 (51)	140
145	1490 (21)	1360 (32)	1190 (39)		1610 (22)	1570 (34)	1330 (41)	930 (47)	1620 (28)	1670 (35)	1440 (43)	900 (48)	145
150	1170 (13)	1040 (28)	920 (36)		1220 (13)	1210 (30)	1100 (39)			1280 (30)	1200 (39)		150
155						870 (25)	830 (35)			900 (25)	930 (36)		155
160													160



# CODES 332 342 352


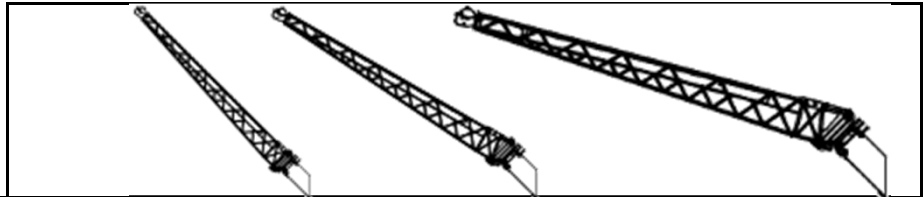
## FIXED JIB



RADIUS (FT)	0° OFFSET				15° OFFSET				30° OFFSET				RADIUS (FT)
	CODE 332				CODE 342				CODE 352				
	MAIN BOOM LENGTH (FT)				MAIN BOOM LENGTH (FT)				MAIN BOOM LENGTH (FT)				
	120	133	146	159	120	133	146	159	120	133	146	159	
25													25
30	8400 (79)												30
35	8400 (77)	7500 (78)											35
40	8400 (76)	7500 (77)	5700 (78)	4800 (79)	7900 (79)								40
45	8400 (74)	7500 (76)	5700 (77)	4800 (78)	7900 (77)	7100 (79)							45
50	8400 (72)	7500 (74)	5700 (76)	4800 (77)	7900 (75)	7100 (77)	6100 (79)		6400 (75)				50
55	8400 (70)	7500 (73)	5700 (74)	4800 (76)	7900 (73)	7100 (76)	6100 (78)	5800 (79)	6400 (78)	6200 (78)			55
60	8400 (69)	7500 (71)	5700 (73)	4800 (75)	7550 (72)	7100 (74)	6100 (76)	5800 (78)	6400 (76)	6200 (76)	5900 (78)		60
65	8020 (67)	7500 (70)	5700 (72)	4800 (74)	7160 (70)	6830 (72)	6100 (75)	5800 (77)	6400 (74)	6200 (75)	5900 (77)	5600 (79)	65
70	7560 (65)	7160 (68)	5700 (70)	4800 (72)	6800 (68)	6510 (71)	6100 (73)	5630 (76)	6280 (72)	6050 (73)	5760 (75)	5380 (77)	70
75	7160 (63)	6630 (66)	5700 (69)	4800 (70)	6460 (66)	6200 (69)	5850 (72)	5350 (74)	6010 (70)	5800 (71)	5520 (74)	5160 (76)	75
80	6780 (61)	6100 (64)	5410 (67)	4670 (69)	6160 (64)	5920 (67)	5600 (70)	4960 (73)	5770 (68)	5560 (69)	5290 (72)	4650 (74)	80
85	6250 (59)	5590 (62)	4970 (65)	4320 (67)	5880 (61)	5660 (65)	5320 (68)	4590 (71)	5540 (66)	5340 (67)	5100 (70)	4760 (73)	85
90	5740 (56)	5130 (60)	4560 (64)	3950 (65)	5620 (59)	5420 (63)	4880 (66)	4240 (69)	5320 (64)	5130 (65)	4910 (68)	4440 (71)	90
95	5270 (54)	4690 (58)	4150 (62)	3600 (64)	5390 (57)	4980 (61)	4440 (64)	3910 (67)	5120 (61)	4940 (63)	4700 (67)	4090 (69)	95
100	4840 (51)	4280 (56)	3770 (60)	3250 (62)	5070 (54)	4560 (59)	4060 (62)	3560 (66)	4940 (59)	4750 (61)	4300 (65)	3760 (68)	100
105	4430 (49)	3900 (54)	3410 (58)	2920 (60)	4650 (52)	4150 (57)	3690 (60)	3210 (64)	4760 (57)	4350 (59)	3920 (62)	3430 (66)	105
110	4050 (46)	3540 (51)	3080 (56)	2610 (58)	4260 (49)	3770 (54)	3330 (58)	2900 (62)	4420 (54)	3970 (56)	3540 (60)	3090 (64)	110
115	3690 (44)	3200 (49)	2760 (54)	2290 (57)	3880 (46)	3420 (52)	3000 (56)	2590 (60)	4040 (51)	3600 (54)	3190 (58)	2750 (62)	115
120	3320 (41)	2890 (47)	2460 (51)	1990 (55)	3530 (43)	3080 (49)	2690 (54)	2290 (58)	3660 (48)	3240 (51)	2860 (56)	2420 (60)	120
125	2850 (37)	2590 (44)	2180 (49)	1700 (53)	3150 (40)	2770 (47)	2380 (52)	2020 (56)	3310 (45)	2910 (48)	2540 (53)	2090 (58)	125
130	2430 (34)	2280 (41)	1910 (47)	1400 (51)	2680 (37)	2470 (44)	2100 (49)	1740 (54)	2820 (42)	2600 (45)	2250 (51)	1790 (55)	130
135	2030 (30)	1890 (38)	1660 (44)	1100 (49)	2250 (33)	2170 (41)	1830 (47)	1470 (52)	2350 (38)	2300 (42)	1960 (48)	1330 (53)	135
140	1670 (26)	1530 (35)	1400 (42)	860 (47)	1840 (28)	1770 (38)	1570 (44)	1200 (49)	1900 (33)	1910 (39)	1700 (46)	1100 (51)	140
145	1320 (21)	1190 (32)	1070 (39)		1450 (22)	1400 (34)	1330 (41)	930 (47)	1450 (28)	1500 (35)	1440 (43)	900 (48)	145
150	1000 (13)	880 (28)			1060 (13)	1050 (30)	990 (39)			1120 (30)	1120 (39)		150
155													155
160													160

# CODES 333 343 353

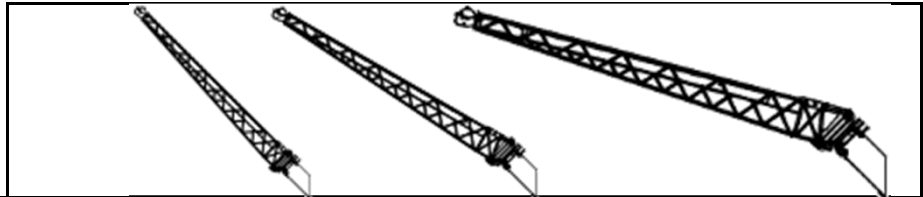
## FIXED JIB



RADIUS (FT)	0° OFFSET				15° OFFSET				30° OFFSET				RADIUS (FT)
	CODE 333				CODE 343				CODE 353				
	MAIN BOOM LENGTH (FT)				MAIN BOOM LENGTH (FT)				MAIN BOOM LENGTH (FT)				
	120	133	146	159	120	133	146	159	120	133	146	159	
25													25
30	8400 (79)												30
35	8400 (77)	7500 (78)											35
40	8400 (76)	7500 (77)	5700 (78)	4800 (79)	7900 (79)								40
45	8400 (74)	7500 (76)	5700 (77)	4800 (78)	7900 (77)	7100 (79)							45
50	8400 (72)	7500 (74)	5700 (76)	4800 (77)	7900 (75)	7100 (77)	6100 (79)		6400 (75)				50
55	8400 (70)	7500 (73)	5700 (74)	4800 (76)	7900 (73)	7100 (76)	6100 (78)	5800 (79)	6400 (78)	6200 (78)			55
60	8400 (69)	7500 (71)	5700 (73)	4800 (75)	7550 (72)	7100 (74)	6100 (76)	5800 (78)	6400 (76)	6200 (76)	5900 (78)		60
65	8020 (67)	7500 (70)	5700 (72)	4800 (74)	7160 (70)	6830 (72)	6100 (75)	5800 (77)	6400 (74)	6200 (75)	5900 (77)	5600 (79)	65
70	7560 (65)	7160 (68)	5700 (70)	4800 (72)	6800 (68)	6510 (71)	6100 (73)	5630 (76)	6280 (72)	6050 (73)	5760 (75)	5380 (77)	70
75	7160 (63)	6630 (66)	5700 (69)	4800 (70)	6460 (66)	6200 (69)	5850 (72)	5350 (74)	6010 (70)	5800 (71)	5520 (74)	5160 (76)	75
80	6780 (61)	6100 (64)	5410 (67)	4670 (69)	6160 (64)	5920 (67)	5600 (70)	4960 (73)	5770 (68)	5560 (69)	5290 (72)	4650 (74)	80
85	6250 (59)	5590 (62)	4970 (65)	4320 (67)	5880 (61)	5660 (65)	5320 (68)	4590 (71)	5540 (66)	5340 (67)	5100 (70)	4760 (73)	85
90	5740 (56)	5130 (60)	4560 (64)	3950 (65)	5620 (59)	5420 (63)	4880 (66)	4240 (69)	5320 (64)	5130 (65)	4910 (68)	4440 (71)	90
95	5270 (54)	4690 (58)	4150 (62)	3600 (64)	5390 (57)	4980 (61)	4440 (64)	3910 (67)	5120 (61)	4940 (63)	4700 (67)	4090 (69)	95
100	4840 (51)	4280 (56)	3770 (60)	3250 (62)	5070 (54)	4560 (59)	4060 (62)	3560 (66)	4940 (59)	4750 (61)	4300 (65)	3760 (68)	100
105	4430 (49)	3900 (54)	3410 (58)	2920 (60)	4650 (52)	4150 (57)	3690 (60)	3210 (64)	4760 (57)	4350 (59)	3920 (62)	3430 (66)	105
110	4050 (46)	3540 (51)	3080 (56)	2610 (58)	4260 (49)	3770 (54)	3330 (58)	2900 (62)	4420 (54)	3970 (56)	3540 (60)	3090 (64)	110
115	3620 (44)	3200 (49)	2760 (54)	2290 (57)	3880 (46)	3420 (52)	3000 (56)	2590 (60)	4040 (51)	3600 (54)	3190 (58)	2750 (62)	115
120	3120 (41)	2890 (47)	2460 (51)	1990 (55)	3450 (43)	3080 (49)	2690 (54)	2290 (58)	3660 (48)	3240 (51)	2860 (56)	2420 (60)	120
125	2660 (37)	2510 (44)	2180 (49)	1700 (53)	2950 (40)	2770 (47)	2380 (52)	2020 (56)	3130 (45)	2910 (48)	2540 (53)	2090 (58)	125
130	2240 (34)	2100 (41)	1910 (47)	1400 (51)	2490 (37)	2410 (44)	2100 (49)	1740 (54)	2630 (42)	2600 (45)	2250 (51)	1790 (55)	130
135	1850 (30)	1710 (38)	1580 (44)	1100 (49)	2070 (33)	1990 (41)	1830 (47)	1470 (52)	2170 (38)	2150 (42)	1960 (48)	1330 (53)	135
140	1490 (26)	1350 (35)	1230 (42)	860 (47)	1660 (28)	1600 (38)	1520 (44)	1200 (49)	1720 (33)	1730 (39)	1700 (46)	1100 (51)	140
145	1160 (21)	1020 (32)	900 (39)		1280 (22)	1230 (34)	1160 (41)	930 (47)	1280 (28)	1330 (35)	1320 (43)	900 (48)	145
150	840 (13)				900 (13)	890 (30)	830 (39)			960 (30)	960 (39)		150
155													155
160													160

# CODES 334 344 354

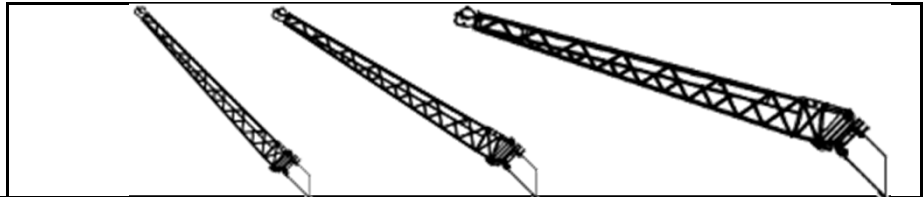
## FIXED JIB



RADIUS (FT)	0° OFFSET				15° OFFSET				30° OFFSET				RADIUS (FT)
	CODE 334				CODE 344				CODE 354				
	MAIN BOOM LENGTH (FT)				MAIN BOOM LENGTH (FT)				MAIN BOOM LENGTH (FT)				
	120	133	146	159	120	133	146	159	120	133	146	159	
25													25
30	8400 (79)												30
35	8400 (77)	7500 (78)											35
40	8400 (76)	7500 (77)	5700 (78)	4800 (79)	7900 (79)								40
45	8400 (74)	7500 (76)	5700 (77)	4800 (78)	7900 (77)	7100 (79)							45
50	8400 (72)	7500 (74)	5700 (76)	4800 (77)	7900 (75)	7100 (77)	6100 (79)		6400 (75)				50
55	8400 (70)	7500 (73)	5700 (74)	4800 (76)	7900 (73)	7100 (76)	6100 (78)	5800 (79)	6400 (78)	6200 (78)			55
60	8400 (69)	7500 (71)	5700 (73)	4800 (75)	7550 (72)	7100 (74)	6100 (76)	5800 (78)	6400 (76)	6200 (76)	5900 (78)		60
65	8020 (67)	7500 (70)	5700 (72)	4800 (74)	7160 (70)	6830 (72)	6100 (75)	5800 (77)	6400 (74)	6200 (75)	5900 (77)	5600 (79)	65
70	7560 (65)	7160 (68)	5700 (70)	4800 (72)	6800 (68)	6510 (71)	6100 (73)	5630 (76)	6280 (72)	6050 (73)	5760 (75)	5380 (77)	70
75	7160 (63)	6630 (66)	5700 (69)	4800 (70)	6460 (66)	6200 (69)	5850 (72)	5350 (74)	6010 (70)	5800 (71)	5520 (74)	5160 (76)	75
80	6780 (61)	6100 (64)	5410 (67)	4670 (69)	6160 (64)	5920 (67)	5600 (70)	4960 (73)	5770 (68)	5560 (69)	5290 (72)	4650 (74)	80
85	6250 (59)	5590 (62)	4970 (65)	4320 (67)	5880 (61)	5660 (65)	5320 (68)	4590 (71)	5540 (66)	5340 (67)	5100 (70)	4760 (73)	85
90	5740 (56)	5130 (60)	4560 (64)	3950 (65)	5620 (59)	5420 (63)	4880 (66)	4240 (69)	5320 (64)	5130 (65)	4910 (68)	4440 (71)	90
95	5270 (54)	4690 (58)	4150 (62)	3600 (64)	5390 (57)	4980 (61)	4440 (64)	3910 (67)	5120 (61)	4940 (63)	4700 (67)	4090 (69)	95
100	4840 (51)	4280 (56)	3770 (60)	3250 (62)	5070 (54)	4560 (59)	4060 (62)	3560 (66)	4940 (59)	4750 (61)	4300 (65)	3760 (68)	100
105	4430 (49)	3900 (54)	3410 (58)	2920 (60)	4650 (52)	4150 (57)	3690 (60)	3210 (64)	4760 (57)	4350 (59)	3920 (62)	3430 (66)	105
110	3940 (46)	3540 (51)	3080 (56)	2610 (58)	4260 (49)	3770 (54)	3330 (58)	2900 (62)	4420 (54)	3970 (56)	3540 (60)	3090 (64)	110
115	3400 (44)	3200 (49)	2760 (54)	2290 (57)	3780 (46)	3420 (52)	3000 (56)	2590 (60)	4020 (51)	3600 (54)	3190 (58)	2750 (62)	115
120	2910 (41)	2760 (47)	2460 (51)	1990 (55)	3240 (43)	3080 (49)	2690 (54)	2290 (58)	3460 (48)	3240 (51)	2860 (56)	2420 (60)	120
125	2460 (37)	2320 (44)	2180 (49)	1700 (53)	2760 (40)	2660 (47)	2380 (52)	2020 (56)	2930 (45)	2890 (48)	2540 (53)	2090 (58)	125
130	2050 (34)	1910 (41)	1780 (47)	1400 (51)	2300 (37)	2220 (44)	2100 (49)	1740 (54)	2440 (42)	2410 (45)	2250 (51)	1790 (55)	130
135	1670 (30)	1530 (38)	1400 (44)	1100 (49)	1880 (33)	1810 (41)	1730 (47)	1470 (52)	1990 (38)	1970 (42)	1930 (48)	1330 (53)	135
140	1320 (26)	1180 (35)	1060 (42)	860 (47)	1490 (28)	1420 (38)	1350 (44)	1200 (49)	1550 (33)	1560 (39)	1530 (46)	1100 (51)	140
145	990 (21)	860 (32)			1110 (22)	1070 (34)	1000 (41)	920 (47)	1120 (28)	1170 (35)	1150 (43)	900 (48)	145
150										800 (30)			150
155													155
160													160

# CODES 335 345 355

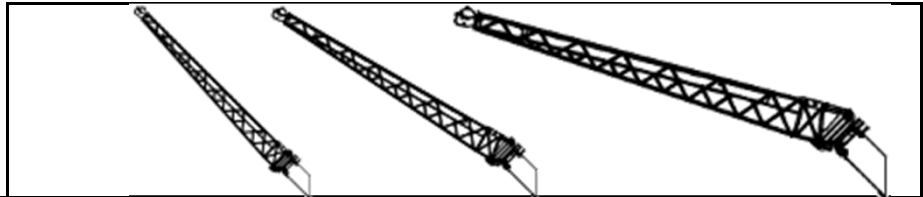
## FIXED JIB



RADIUS (FT)	0° OFFSET				15° OFFSET				30° OFFSET				RADIUS (FT)
	CODE 335				CODE 345				CODE 355				
	MAIN BOOM LENGTH (FT)				MAIN BOOM LENGTH (FT)				MAIN BOOM LENGTH (FT)				
	120	133	146	159	120	133	146	159	120	133	146	159	
25													25
30	8400 (79)												30
35	8400 (77)	7500 (78)											35
40	8400 (76)	7500 (77)	5700 (78)	4800 (79)	7900 (79)								40
45	8400 (74)	7500 (76)	5700 (77)	4800 (78)	7900 (77)	7100 (79)							45
50	8400 (72)	7500 (74)	5700 (76)	4800 (77)	7900 (75)	7100 (77)	6100 (79)		6400 (75)				50
55	8400 (70)	7500 (73)	5700 (74)	4800 (76)	7900 (73)	7100 (76)	6100 (78)	5800 (79)	6400 (78)	6200 (78)			55
60	8400 (69)	7500 (71)	5700 (73)	4800 (75)	7550 (72)	7100 (74)	6100 (76)	5800 (78)	6400 (76)	6200 (76)	5900 (78)		60
65	8020 (67)	7500 (70)	5700 (72)	4800 (74)	7160 (70)	6830 (72)	6100 (75)	5800 (77)	6400 (74)	6200 (75)	5900 (77)	5600 (79)	65
70	7560 (65)	7160 (68)	5700 (70)	4800 (72)	6800 (68)	6510 (71)	6100 (73)	5630 (76)	6280 (72)	6050 (73)	5760 (75)	5380 (77)	70
75	7160 (63)	6630 (66)	5700 (69)	4800 (70)	6460 (66)	6200 (69)	5850 (72)	5350 (74)	6010 (70)	5800 (71)	5520 (74)	5160 (76)	75
80	6780 (61)	6100 (64)	5410 (67)	4670 (69)	6160 (64)	5920 (67)	5600 (70)	4960 (73)	5770 (68)	5560 (69)	5290 (72)	4650 (74)	80
85	6250 (59)	5590 (62)	4970 (65)	4320 (67)	5880 (61)	5660 (65)	5320 (68)	4590 (71)	5540 (66)	5340 (67)	5100 (70)	4760 (73)	85
90	5740 (56)	5130 (60)	4560 (64)	3950 (65)	5620 (59)	5420 (63)	4880 (66)	4240 (69)	5320 (64)	5130 (65)	4910 (68)	4440 (71)	90
95	5270 (54)	4690 (58)	4150 (62)	3600 (64)	5390 (57)	4980 (61)	4440 (64)	3910 (67)	5120 (61)	4940 (63)	4700 (67)	4090 (69)	95
100	4840 (51)	4280 (56)	3770 (60)	3250 (62)	5070 (54)	4560 (59)	4060 (62)	3560 (66)	4940 (59)	4750 (61)	4300 (65)	3760 (68)	100
105	4300 (49)	3900 (54)	3410 (58)	2920 (60)	4650 (52)	4150 (57)	3690 (60)	3210 (64)	4760 (57)	4350 (59)	3920 (62)	3430 (66)	105
110	3710 (46)	3540 (51)	3080 (56)	2610 (58)	4130 (49)	3770 (54)	3330 (58)	2900 (62)	4410 (54)	3970 (56)	3540 (60)	3090 (64)	110
115	3190 (44)	3040 (49)	2760 (54)	2290 (57)	3560 (46)	3420 (52)	3000 (56)	2590 (60)	3810 (51)	3600 (54)	3190 (58)	2750 (62)	115
120	2700 (41)	2560 (47)	2430 (51)	1990 (55)	3040 (43)	2940 (49)	2690 (54)	2290 (58)	3250 (48)	3200 (51)	2860 (56)	2420 (60)	120
125	2260 (37)	2120 (44)	1990 (49)	1700 (53)	2560 (40)	2470 (47)	2380 (52)	2020 (56)	2730 (45)	2690 (48)	2540 (53)	2090 (58)	125
130	1860 (34)	1720 (41)	1590 (47)	1400 (51)	2120 (37)	2030 (44)	1950 (49)	1740 (54)	2260 (42)	2230 (45)	2180 (51)	1790 (55)	130
135	1490 (30)	1350 (38)	1220 (44)	1100 (49)	1700 (33)	1630 (41)	1550 (47)	1470 (52)	1800 (38)	1790 (42)	1750 (48)	1330 (53)	135
140	1140 (26)	1010 (35)	880 (42)		1320 (28)	1250 (38)	1170 (44)	1100 (49)	1370 (33)	1380 (39)	1360 (46)	1100 (51)	140
145	820 (21)				940 (22)	900 (34)	830 (41)		950 (28)	1000 (35)	980 (43)	900 (48)	145
150													150
155													155
160													160

# CODES 336 346 356

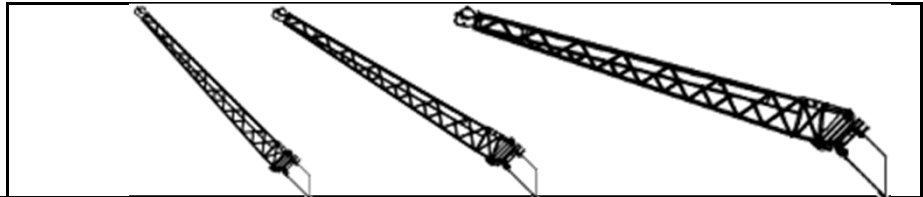
## FIXED JIB



RADIUS (FT)	0° OFFSET				15° OFFSET				30° OFFSET				RADIUS (FT)
	CODE 336				CODE 346				CODE 356				
	MAIN BOOM LENGTH (FT)				MAIN BOOM LENGTH (FT)				MAIN BOOM LENGTH (FT)				
	120	133	146	159	120	133	146	159	120	133	146	159	
25													25
30	8400 (79)												30
35	8400 (77)	7500 (78)											35
40	8400 (76)	7500 (77)	5700 (78)	4800 (79)	7900 (79)								40
45	8400 (74)	7500 (76)	5700 (77)	4800 (78)	7900 (77)	7100 (79)							45
50	8400 (72)	7500 (74)	5700 (76)	4800 (77)	7900 (75)	7100 (77)	6100 (79)		6400 (75)				50
55	8400 (70)	7500 (73)	5700 (74)	4800 (76)	7900 (73)	7100 (76)	6100 (78)	5800 (79)	6400 (78)	6200 (78)			55
60	8400 (69)	7500 (71)	5700 (73)	4800 (75)	7550 (72)	7100 (74)	6100 (76)	5800 (78)	6400 (76)	6200 (76)	5900 (78)		60
65	8020 (67)	7500 (70)	5700 (72)	4800 (74)	7160 (70)	6830 (72)	6100 (75)	5800 (77)	6400 (74)	6200 (75)	5900 (77)	5600 (79)	65
70	7560 (65)	7160 (68)	5700 (70)	4800 (72)	6800 (68)	6510 (71)	6100 (73)	5630 (76)	6280 (72)	6050 (73)	5760 (75)	5380 (77)	70
75	7160 (63)	6630 (66)	5700 (69)	4800 (70)	6460 (66)	6200 (69)	5850 (72)	5350 (74)	6010 (70)	5800 (71)	5520 (74)	5160 (76)	75
80	6780 (61)	6100 (64)	5410 (67)	4670 (69)	6160 (64)	5920 (67)	5600 (70)	4960 (73)	5770 (68)	5560 (69)	5290 (72)	4650 (74)	80
85	6250 (59)	5590 (62)	4970 (65)	4320 (67)	5880 (61)	5660 (65)	5320 (68)	4590 (71)	5540 (66)	5340 (67)	5100 (70)	4760 (73)	85
90	5740 (56)	5130 (60)	4560 (64)	3950 (65)	5620 (59)	5420 (63)	4880 (66)	4240 (69)	5320 (64)	5130 (65)	4910 (68)	4440 (71)	90
95	5270 (54)	4690 (58)	4150 (62)	3600 (64)	5390 (57)	4980 (61)	4440 (64)	3910 (67)	5120 (61)	4940 (63)	4700 (67)	4090 (69)	95
100	4690 (51)	4280 (56)	3770 (60)	3250 (62)	5070 (54)	4560 (59)	4060 (62)	3560 (66)	4940 (59)	4750 (61)	4300 (65)	3760 (68)	100
105	4060 (49)	3900 (54)	3410 (58)	2920 (60)	4520 (52)	4150 (57)	3690 (60)	3210 (64)	4760 (57)	4350 (59)	3920 (62)	3430 (66)	105
110	3490 (46)	3340 (51)	3080 (56)	2610 (58)	3910 (49)	3770 (54)	3330 (58)	2900 (62)	4190 (54)	3970 (56)	3540 (60)	3090 (64)	110
115	2970 (44)	2820 (49)	2690 (54)	2290 (57)	3350 (46)	3240 (52)	3000 (56)	2590 (60)	3590 (51)	3530 (54)	3190 (58)	2750 (62)	115
120	2500 (41)	2350 (47)	2220 (51)	1990 (55)	2830 (43)	2740 (49)	2650 (54)	2290 (58)	3040 (48)	2990 (51)	2860 (56)	2420 (60)	120
125	2070 (37)	1920 (44)	1800 (49)	1680 (53)	2360 (40)	2270 (47)	2180 (52)	2020 (56)	2540 (45)	2500 (48)	2450 (53)	2090 (58)	125
130	1670 (34)	1530 (41)	1400 (47)	1290 (51)	1930 (37)	1840 (44)	1760 (49)	1680 (54)	2070 (42)	2040 (45)	1990 (51)	1790 (55)	130
135	1310 (30)	1170 (38)	1040 (44)	930 (49)	1520 (33)	1450 (41)	1370 (47)	1290 (52)	1620 (38)	1610 (42)	1570 (48)	1330 (53)	135
140	970 (26)	830 (35)			1140 (28)	1080 (38)	1000 (44)	930 (49)	1200 (33)	1210 (39)	1180 (46)	1100 (51)	140
145										830 (35)	820 (43)		145
150													150
155													155
160													160

# CODES 337 347 357


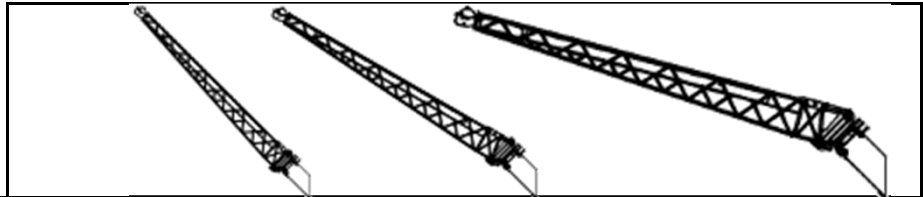
## FIXED JIB



RADIUS (FT)	0° OFFSET				15° OFFSET				30° OFFSET				RADIUS (FT)
	CODE 337				CODE 347				CODE 357				
	MAIN BOOM LENGTH (FT)				MAIN BOOM LENGTH (FT)				MAIN BOOM LENGTH (FT)				
	120	133	146	159	120	133	146	159	120	133	146	159	
25													25
30	8400 (79)												30
35	8400 (77)	7500 (78)											35
40	8400 (76)	7500 (77)	5700 (78)	4800 (79)	7900 (79)								40
45	8400 (74)	7500 (76)	5700 (77)	4800 (78)	7900 (77)	7100 (79)							45
50	8400 (72)	7500 (74)	5700 (76)	4800 (77)	7900 (75)	7100 (77)	6100 (79)		6400 (75)				50
55	8400 (70)	7500 (73)	5700 (74)	4800 (76)	7900 (73)	7100 (76)	6100 (78)	5800 (79)	6400 (78)	6200 (78)			55
60	8400 (69)	7500 (71)	5700 (73)	4800 (75)	7550 (72)	7100 (74)	6100 (76)	5800 (78)	6400 (76)	6200 (76)	5900 (78)		60
65	8020 (67)	7500 (70)	5700 (72)	4800 (74)	7160 (70)	6830 (72)	6100 (75)	5800 (77)	6400 (74)	6200 (75)	5900 (77)	5600 (79)	65
70	7560 (65)	7160 (68)	5700 (70)	4800 (72)	6800 (68)	6510 (71)	6100 (73)	5630 (76)	6280 (72)	6050 (73)	5760 (75)	5380 (77)	70
75	7160 (63)	6630 (66)	5700 (69)	4800 (70)	6460 (66)	6200 (69)	5850 (72)	5350 (74)	6010 (70)	5800 (71)	5520 (74)	5160 (76)	75
80	6780 (61)	6100 (64)	5410 (67)	4670 (69)	6160 (64)	5920 (67)	5600 (70)	4960 (73)	5770 (68)	5560 (69)	5290 (72)	4650 (74)	80
85	6250 (59)	5590 (62)	4970 (65)	4320 (67)	5880 (61)	5660 (65)	5320 (68)	4590 (71)	5540 (66)	5340 (67)	5100 (70)	4760 (73)	85
90	5740 (56)	5130 (60)	4560 (64)	3950 (65)	5620 (59)	5420 (63)	4880 (66)	4240 (69)	5320 (64)	5130 (65)	4910 (68)	4440 (71)	90
95	5140 (54)	4690 (58)	4150 (62)	3600 (64)	5390 (57)	4980 (61)	4440 (64)	3910 (67)	5120 (61)	4940 (63)	4700 (67)	4090 (69)	95
100	4440 (51)	4280 (56)	3770 (60)	3250 (62)	4950 (54)	4560 (59)	4060 (62)	3560 (66)	4940 (59)	4750 (61)	4300 (65)	3760 (68)	100
105	3820 (49)	3670 (54)	3410 (58)	2920 (60)	4280 (52)	4150 (57)	3690 (60)	3210 (64)	4610 (57)	4350 (59)	3920 (62)	3430 (66)	105
110	3260 (46)	3110 (51)	2980 (56)	2610 (58)	3680 (49)	3570 (54)	3330 (58)	2900 (62)	3960 (54)	3900 (56)	3540 (60)	3090 (64)	110
115	2750 (44)	2610 (49)	2480 (54)	2290 (57)	3130 (46)	3030 (52)	2940 (56)	2590 (60)	3380 (51)	3320 (54)	3190 (58)	2750 (62)	115
120	2290 (41)	2150 (47)	2020 (51)	1900 (55)	2630 (43)	2530 (49)	2440 (54)	2290 (58)	2840 (48)	2790 (51)	2730 (56)	2420 (60)	120
125	1870 (37)	1730 (44)	1600 (49)	1480 (53)	2170 (40)	2080 (47)	1990 (52)	1900 (56)	2340 (45)	2300 (48)	2250 (53)	2090 (58)	125
130	1480 (34)	1340 (41)	1210 (47)	1100 (51)	1740 (37)	1650 (44)	1570 (49)	1490 (54)	1880 (42)	1850 (45)	1800 (51)	1750 (55)	130
135	1130 (30)	990 (38)	860 (44)		1340 (33)	1270 (41)	1180 (47)	1110 (52)	1440 (38)	1430 (42)	1390 (48)	1330 (53)	135
140	800 (26)				970 (28)	900 (38)	830 (44)		1030 (33)	1040 (39)	1010 (46)	970 (51)	140
145													145
150													150
155													155
160													160

# CODES 338 348 358

## FIXED JIB



RADIUS (FT)	0° OFFSET				15° OFFSET				30° OFFSET				RADIUS (FT)
	CODE 338				CODE 348				CODE 358				
	MAIN BOOM LENGTH (FT)				MAIN BOOM LENGTH (FT)				MAIN BOOM LENGTH (FT)				
	120	133	146	159	120	133	146	159	120	133	146	159	
25													25
30	8400 (79)												30
35	8400 (77)	7500 (78)											35
40	8400 (76)	7500 (77)	5700 (78)	4800 (79)	7900 (79)								40
45	8400 (74)	7500 (76)	5700 (77)	4800 (78)	7900 (77)	7100 (79)							45
50	8400 (72)	7500 (74)	5700 (76)	4800 (77)	7900 (75)	7100 (77)	6100 (79)		6400 (75)				50
55	8400 (70)	7500 (73)	5700 (74)	4800 (76)	7900 (73)	7100 (76)	6100 (78)	5800 (79)	6400 (78)	6200 (78)			55
60	8400 (69)	7500 (71)	5700 (73)	4800 (75)	7550 (72)	7100 (74)	6100 (76)	5800 (78)	6400 (76)	6200 (76)	5900 (78)		60
65	8020 (67)	7500 (70)	5700 (72)	4800 (74)	7160 (70)	6830 (72)	6100 (75)	5800 (77)	6400 (74)	6200 (75)	5900 (77)	5600 (79)	65
70	7560 (65)	7160 (68)	5700 (70)	4800 (72)	6800 (68)	6510 (71)	6100 (73)	5630 (76)	6280 (72)	6050 (73)	5760 (75)	5380 (77)	70
75	7160 (63)	6630 (66)	5700 (69)	4800 (70)	6460 (66)	6200 (69)	5850 (72)	5350 (74)	6010 (70)	5800 (71)	5520 (74)	5160 (76)	75
80	6780 (61)	6100 (64)	5410 (67)	4670 (69)	6160 (64)	5920 (67)	5600 (70)	4960 (73)	5770 (68)	5560 (69)	5290 (72)	4650 (74)	80
85	6250 (59)	5590 (62)	4970 (65)	4320 (67)	5880 (61)	5660 (65)	5320 (68)	4590 (71)	5540 (66)	5340 (67)	5100 (70)	4760 (73)	85
90	5630 (56)	5130 (60)	4560 (64)	3950 (65)	5620 (59)	5420 (63)	4880 (66)	4240 (69)	5320 (64)	5130 (65)	4910 (68)	4440 (71)	90
95	4870 (54)	4690 (58)	4150 (62)	3600 (64)	5390 (57)	4980 (61)	4440 (64)	3910 (67)	5120 (61)	4940 (63)	4700 (67)	4090 (69)	95
100	4190 (51)	4040 (56)	3770 (60)	3250 (62)	4700 (54)	4560 (59)	4060 (62)	3560 (66)	4940 (59)	4750 (61)	4300 (65)	3760 (68)	100
105	3580 (49)	3430 (54)	3300 (58)	2920 (60)	4050 (52)	3940 (57)	3690 (60)	3210 (64)	4370 (57)	4300 (59)	3920 (62)	3430 (66)	105
110	3040 (46)	2890 (51)	2760 (56)	2610 (58)	3450 (49)	3350 (54)	3250 (58)	2900 (62)	3740 (54)	3670 (56)	3540 (60)	3090 (64)	110
115	2540 (44)	2390 (49)	2260 (54)	2140 (57)	2910 (46)	2810 (52)	2720 (56)	2590 (60)	3160 (51)	3100 (54)	3040 (58)	2750 (62)	115
120	2090 (41)	1940 (47)	1810 (51)	1700 (55)	2420 (43)	2330 (49)	2230 (54)	2150 (58)	2630 (48)	2580 (51)	2530 (56)	2420 (60)	120
125	1670 (37)	1530 (44)	1400 (49)	1290 (53)	1970 (40)	1880 (47)	1790 (52)	1710 (56)	2140 (45)	2100 (48)	2050 (53)	2000 (58)	125
130	1300 (34)	1150 (41)	1030 (47)	910 (51)	1550 (37)	1470 (44)	1380 (49)	1300 (54)	1690 (42)	1660 (45)	1620 (51)	1570 (55)	130
135	950 (30)	810 (38)			1160 (33)	1080 (41)	1000 (47)	920 (52)	1260 (38)	1250 (42)	1210 (48)	1160 (53)	135
140									850 (33)	860 (39)	830 (46)		140
145													145
150													150
155													155
160													160